



US00D768915S

(12) **United States Design Patent**
Wright et al.

(10) **Patent No.:** **US D768,915 S**

(45) **Date of Patent:** **** Oct. 11, 2016**

- (54) **ELECTRONIC CIGARETTE**
- (71) Applicant: **Nicoventures Holdings Limited**,
London (GB)
- (72) Inventors: **Jeremy Wright**, London (GB); **Adrian Wright**, London (GB); **Jesse Horne**,
London (GB); **Sam Fielder**, London
(GB); **Simon Rucker**, London (GB);
Damian Lee, London (GB); **Caitlin
Curran-Blaney**, London (GB)
- (73) Assignee: **NICOVENTURES HOLDINGS
LIMITED**, London (GB)
- (**) Term: **14 Years**
- (21) Appl. No.: **29/502,286**
- (22) Filed: **Sep. 12, 2014**
- (30) **Foreign Application Priority Data**

Mar. 13, 2014 (EM) 001406573

- (51) **LOC (10) Cl.** **27-01**
- (52) **U.S. Cl.**
USPC **D27/101**
- (58) **Field of Classification Search**
USPC D27/100, 101, 162, 163, 165, 166, 167,
D27/183-194; 131/178, 179, 191, 211, 222,
131/242.6, 260, 270, 271, 273, 329, 330,
131/360
CPC A24F 1/00; A24F 3/00; A24F 7/00;
A24F 47/00; A24F 47/002; A24F 47/008
See application file for complete search history.

(56) **References Cited**

U.S. PATENT DOCUMENTS

- D201,420 S * 6/1965 Bernard D28/85
- D365,889 S * 1/1996 Kim D27/147
- D418,253 S * 12/1999 Bakic D28/7
- D426,030 S * 5/2000 Heeter D28/85
- D673,325 S * 12/2012 Martines D28/4
- 8,499,766 B1 * 8/2013 Newton A24F 47/008
131/273
- D690,383 S * 9/2013 Sheikh D22/117
- D707,484 S * 6/2014 Fee D7/300.2

- 2015/0114406 A1* 4/2015 Newton A24F 47/002
131/329
- 2015/0150307 A1* 6/2015 Liu H05B 1/0244
131/329
- 2015/0164141 A1* 6/2015 Newton A24F 47/008
131/329
- 2015/0196055 A1* 7/2015 Liu H05B 3/03
131/329

* cited by examiner

Primary Examiner — Rosemary K Tarcza

Assistant Examiner — Christy Nemeth

(74) *Attorney, Agent, or Firm* — Patterson Thuent
Pedersen, P.A.

(57) **CLAIM**

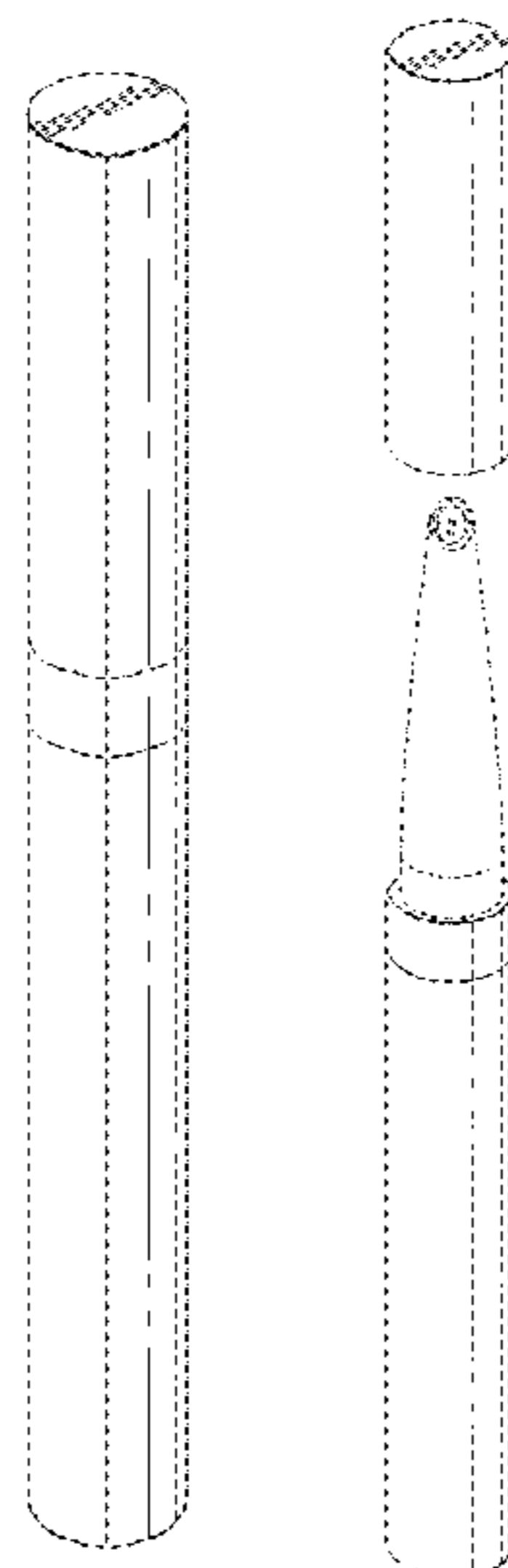
The ornamental design for an electronic cigarette, as shown
and described.

DESCRIPTION

FIG. 1 is a front top perspective view of an electronic cigarette according to a first embodiment;
 FIG. 2 is a front view thereof;
 FIG. 3 is a rear view thereof;
 FIG. 4 is a left side view thereof;
 FIG. 5 is a top view thereof;
 FIG. 6 is a bottom view thereof;
 FIG. 7 is a right side view thereof;
 FIG. 8 is a front top perspective view of an electronic cigarette according to a second embodiment, in a closed position;
 FIG. 9 is a right-side top perspective view thereof, in an open position;
 FIG. 10 is a front view thereof, in a closed position;
 FIG. 11 is a left side view thereof;
 FIG. 12 is a top view thereof;
 FIG. 13 is a bottom view thereof; and,
 FIG. 14 is a right side view thereof.

The broken lines in the drawings illustrate portions of the electronic cigarette which form no part of the claimed design.

1 Claim, 4 Drawing Sheets



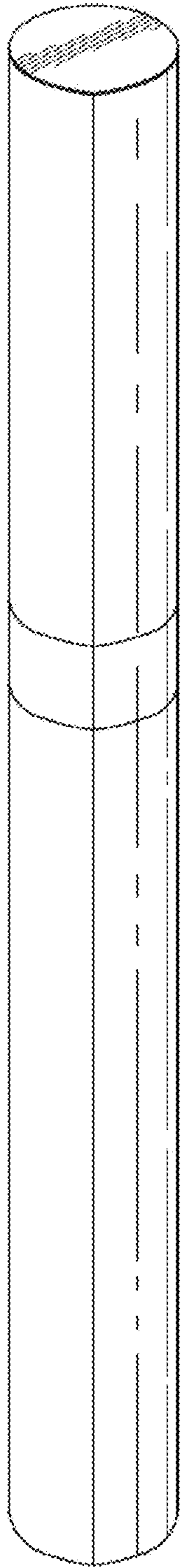


FIG. 1




FIG. 2




FIG. 3




FIG. 4

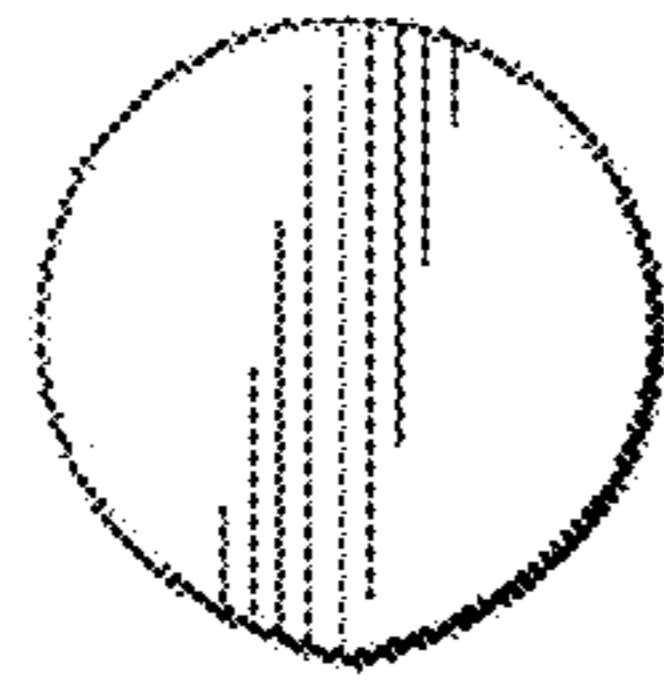


FIG. 5

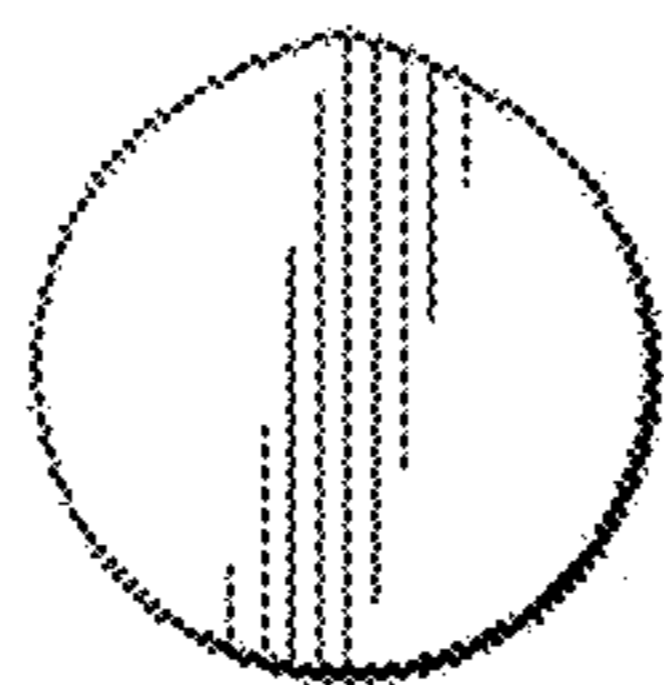


FIG. 6




FIG. 7

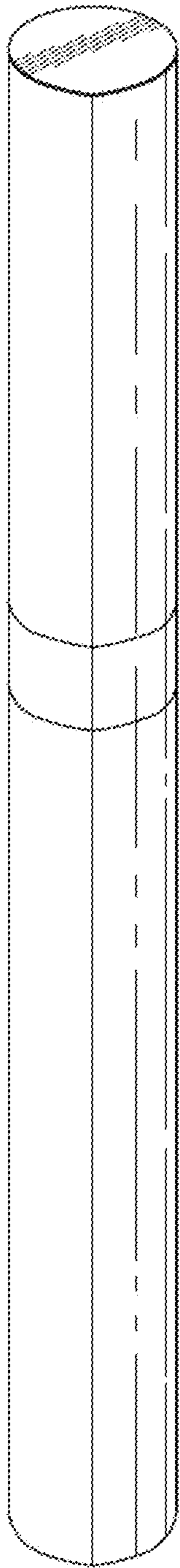


FIG. 8




FIG. 9




FIG. 10




FIG. 11

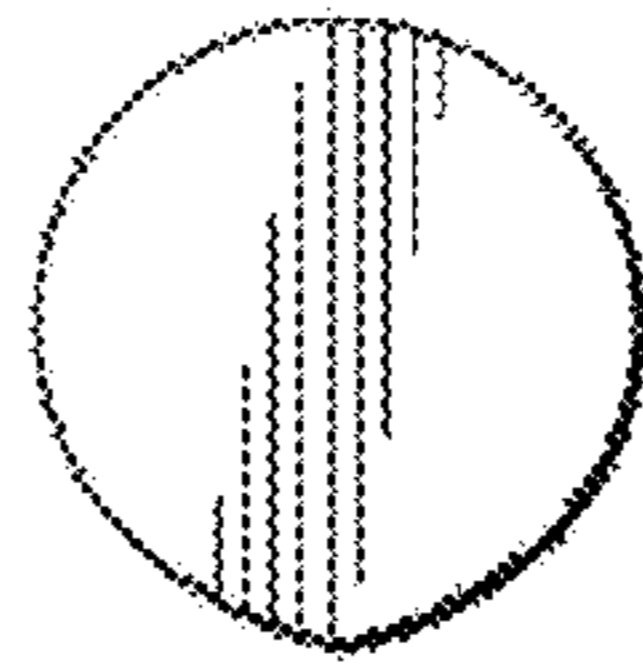


FIG. 12




FIG. 14

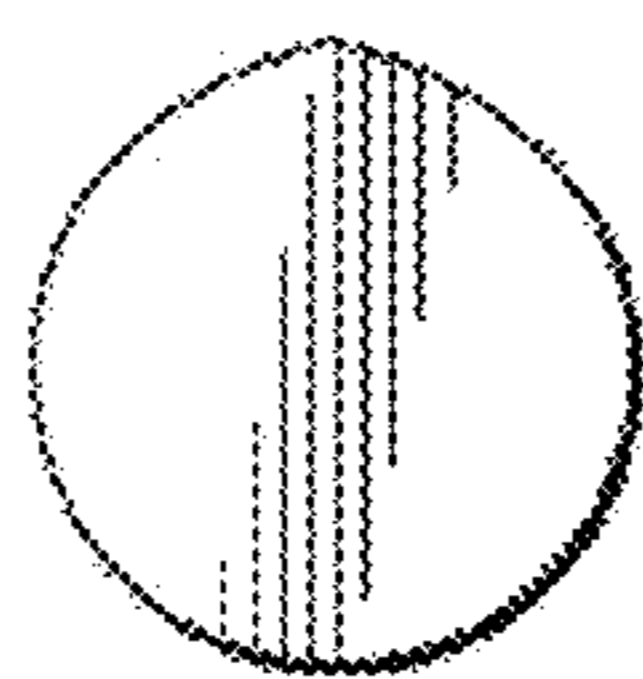


FIG. 13