



US00D768914S

(12) **United States Design Patent** (10) **Patent No.:** **US D768,914 S**
Liu (45) **Date of Patent:** **** Oct. 11, 2016**

(54) **ELECTRONIC CIGARETTE**
(71) Applicant: **Qiuming Liu**, Guangdong (CN)
(72) Inventor: **Qiuming Liu**, Guangdong (CN)
(73) Assignee: **HUIZHOU KIMREE TECHNOLOGY CO., LTD. SHENZHEN BRANCH**, Shenzhen (CN)

(**) Term: **14 Years**
(21) Appl. No.: **29/500,396**
(22) Filed: **Aug. 25, 2014**

Related U.S. Application Data

(63) Continuation-in-part of application No. PCT/CN2013/081694, filed on Aug. 16, 2013, and a continuation-in-part of application No. PCT/CN2014/074932, filed on Apr. 8, 2014.
(51) **LOC (10) Cl.** **27-01**
(52) **U.S. Cl.**
USPC **D27/101**
(58) **Field of Classification Search**
USPC D27/100, 101, 162, 165, 194; 131/270, 131/271, 273, 329, 330, 347, 348, 360
CPC A24F 1/28; A24F 1/30; A24F 25/00; A24F 47/002; A24F 47/004; A24F 47/006; A24F 47/008; A24B 1/00
See application file for complete search history.

(56) **References Cited**

U.S. PATENT DOCUMENTS

5,893,371 A * 4/1999 Rose A24F 47/002
131/270
D644,375 S * 8/2011 Zhou D27/101
D688,415 S * 8/2013 Kim D27/101
D693,053 S * 11/2013 Chen D27/101

(Continued)

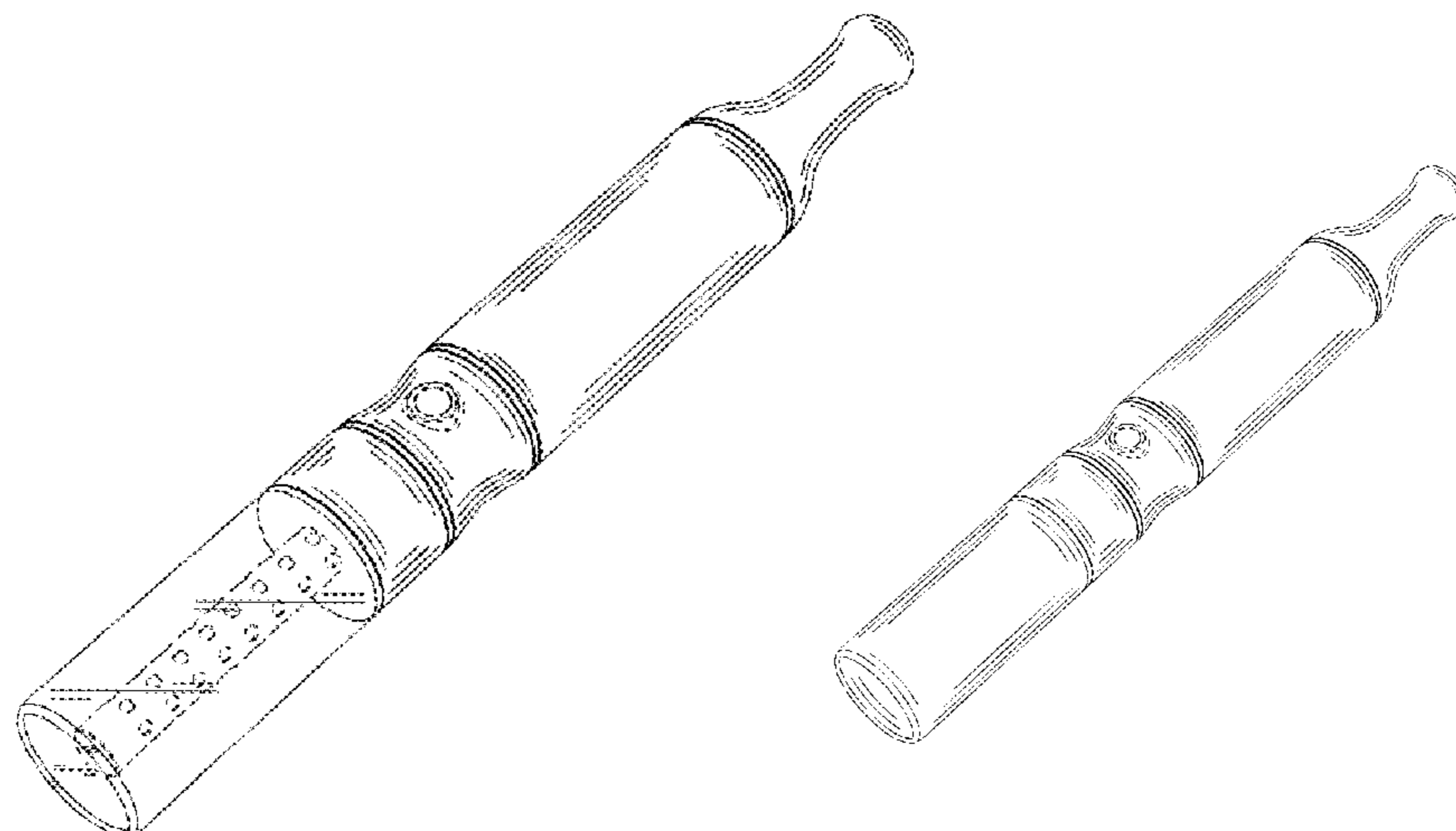
Primary Examiner — Rosemary K Tarcza
Assistant Examiner — Christy Nemeth
(74) *Attorney, Agent, or Firm* — Tim Tingkang Xia, Esq.; Locke Lord LLP

(57) **CLAIM**
The ornamental design for an electronic cigarette, as shown and described.

DESCRIPTION

FIG. 1 is a front elevation view of a first embodiment of an electronic cigarette;
FIG. 2 is a rear elevation view of the first embodiment of the electronic cigarette;
FIG. 3 is a left side elevation view of the first embodiment of the electronic cigarette;
FIG. 4 is a right side elevation view of the first embodiment of the electronic cigarette;
FIG. 5 is a top plan view of the first embodiment of the electronic cigarette;
FIG. 6 is a bottom plan view of the first embodiment of the electronic cigarette;
FIG. 7 is a perspective view of the first embodiment of the electronic cigarette;
FIG. 8 is a front elevation view of a second embodiment of the electronic cigarette;
FIG. 9 is a rear elevation view of the second embodiment of the electronic cigarette;
FIG. 10 is a left side elevation view of the second embodiment of the electronic cigarette;
FIG. 11 is a right side elevation view of the second embodiment of the electronic cigarette;
FIG. 12 is a top plan view of the second embodiment of the electronic cigarette;
FIG. 13 is a bottom plan view of the second embodiment of the electronic cigarette; and,
FIG. 14 is a perspective view of the second embodiment of the electronic cigarette.
The broken lines shown in the drawings are included for the purpose of illustrating unclaimed portions of the electronic cigarette and form no part of the claimed design.

1 Claim, 12 Drawing Sheets



(56)

References Cited

U.S. PATENT DOCUMENTS

D695,450 S * 12/2013 Benassayag D24/110.5
 D720,094 S * 12/2014 Alima D27/101
 D720,881 S * 1/2015 Liu D27/101
 8,955,522 B1 * 2/2015 Bowen A24F 47/008
 128/202.21
 D724,782 S * 3/2015 Wu D27/101
 D728,155 S * 4/2015 Liu D27/101
 D728,156 S * 4/2015 Wu D27/101
 D729,441 S * 5/2015 Hua D27/101
 D730,571 S * 5/2015 Chen D27/101
 D732,239 S * 6/2015 Chen D27/101
 2013/0068239 A1 * 3/2013 Youn A24F 47/008
 131/273
 2013/0180533 A1 * 7/2013 Kim A24F 47/008
 131/273
 2013/0319407 A1 * 12/2013 Liu A61M 15/06
 128/202.21
 2013/0333711 A1 * 12/2013 Liu A24F 47/008
 131/329

2014/0041655 A1 * 2/2014 Barron A61M 11/042
 128/202.21
 2014/0174458 A1 * 6/2014 Katz A24F 47/008
 131/200
 2015/0078735 A1 * 3/2015 Cormack A24F 47/00
 392/395
 2015/0090253 A1 * 4/2015 Farrow A24F 47/008
 128/200.14
 2015/0181944 A1 * 7/2015 Li A24F 47/008
 131/329
 2015/0189916 A1 * 7/2015 Wu A24F 47/008
 219/510
 2015/0196062 A1 * 7/2015 Li A24F 47/008
 131/329
 2015/0257449 A1 * 9/2015 Gabbay A24F 47/008
 392/386
 2015/0282528 A1 * 10/2015 Liu A24F 47/008
 131/329
 2015/0282529 A1 * 10/2015 Li A24F 47/008
 131/273
 2015/0282530 A1 * 10/2015 Johnson A24F 47/002
 392/387

* cited by examiner




Fig. 1




Fig. 2




Fig. 3




Fig. 4

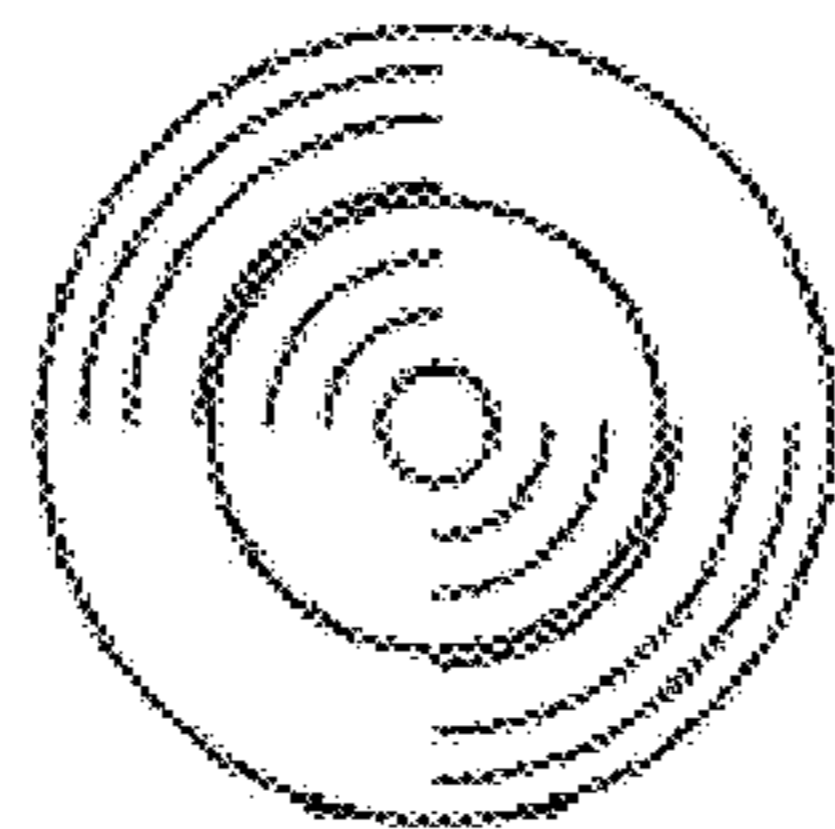


Fig. 5

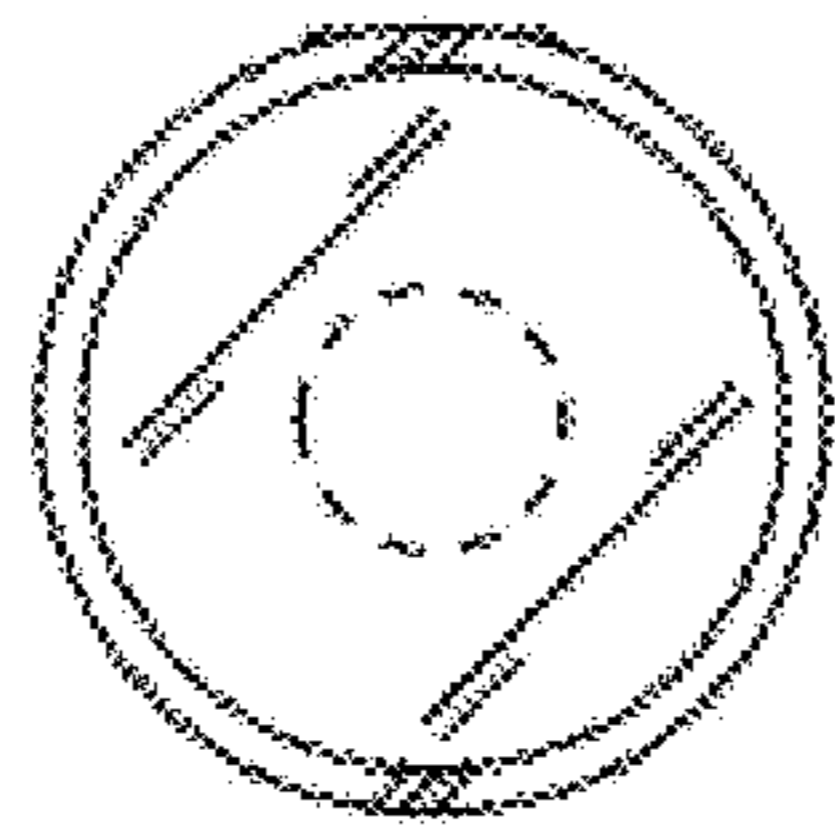


Fig. 6

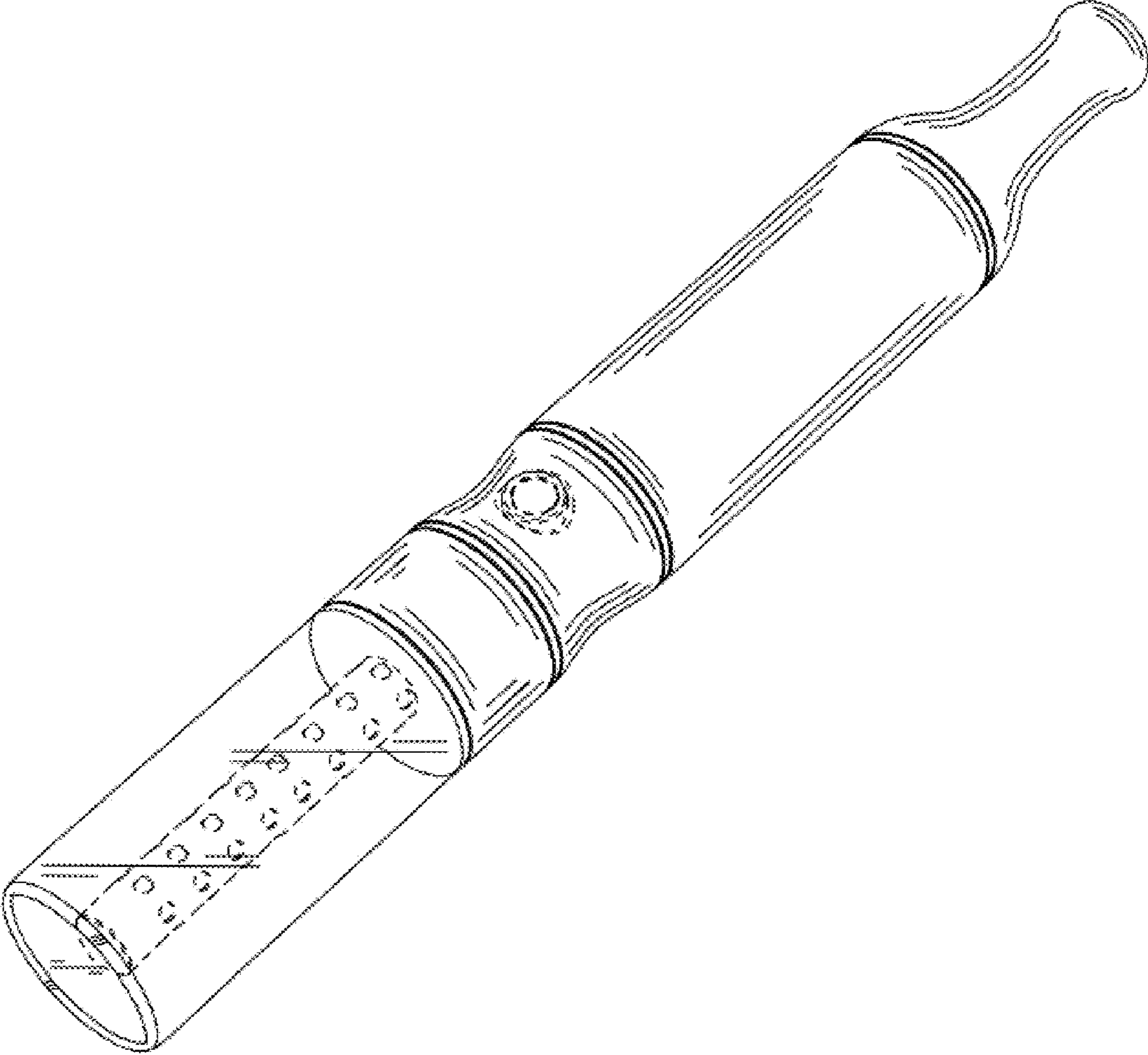


Fig. 7




Fig. 8




Fig. 9




Fig. 10

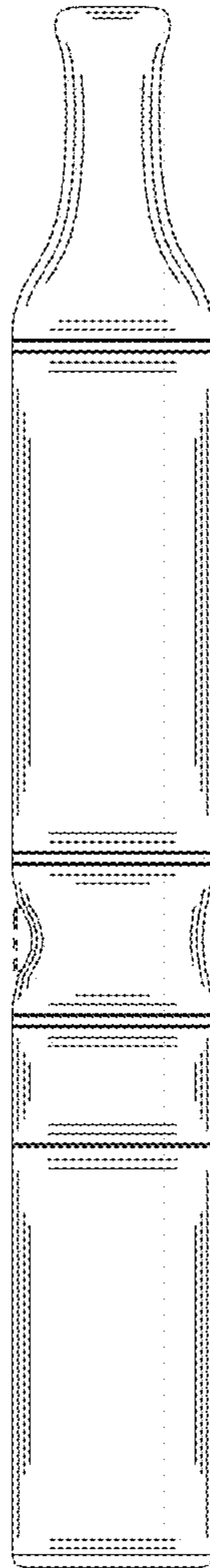


Fig. 11

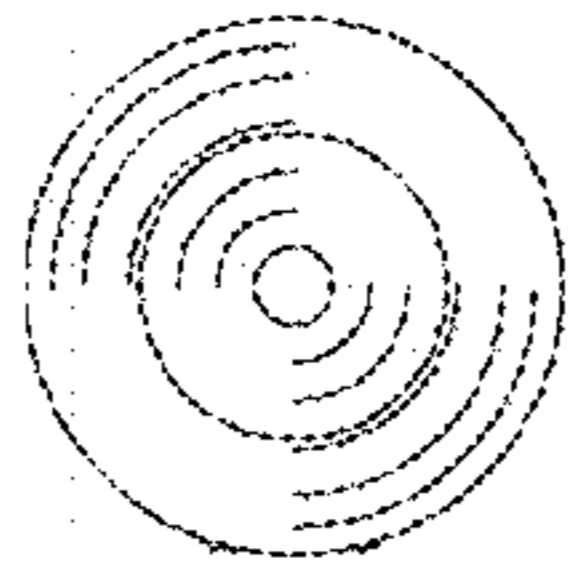


Fig. 12

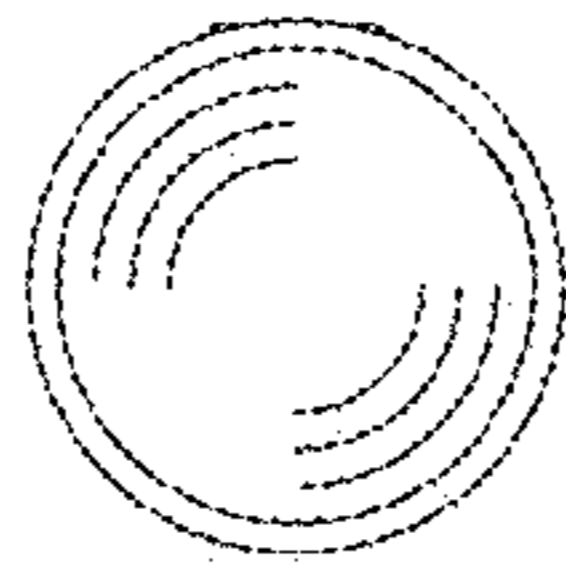


Fig. 13

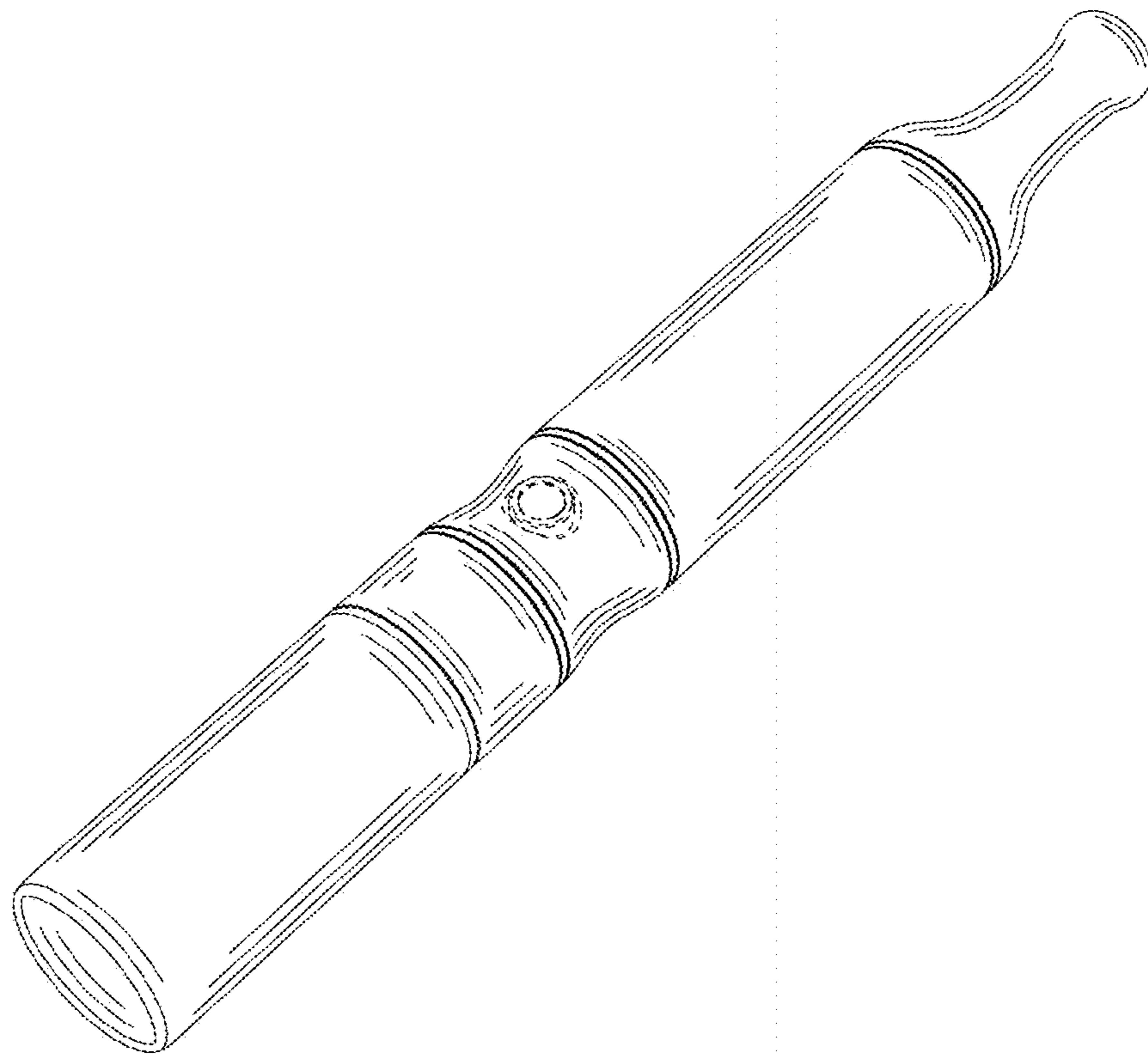


Fig. 14