



US00D768896S

(12) **United States Design Patent** (10) **Patent No.:** **US D768,896 S**
Smith (45) **Date of Patent:** **** Oct. 11, 2016**

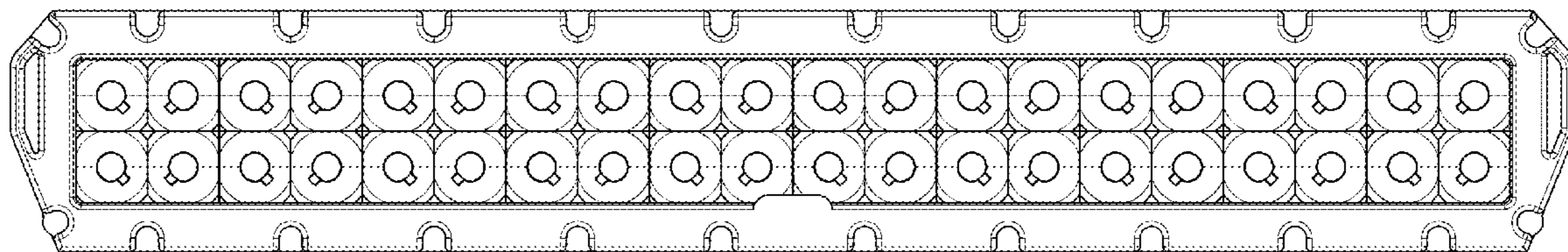
(54) **LIGHT BAR FOR A VEHICLE**
(71) Applicant: **ARB Corporation Limited**, Kilsyth, Victoria (AU)
(72) Inventor: **Gavin Smith**, Kilsyth (AU)
(73) Assignee: **ARB CORPORATION LIMITED**, Kilsyth (AU)
(**) Term: **14 Years**
(21) Appl. No.: **29/513,430**
(22) Filed: **Dec. 30, 2014**
(30) **Foreign Application Priority Data**
Sep. 17, 2014 (AU) 14738/2014
(51) **LOC (10) Cl.** **26-06**
(52) **U.S. Cl.**
USPC **D26/31**
(58) **Field of Classification Search**
USPC D26/28-36; 362/61, 80-83, 459-468, 362/475-478, 485-487
CPC F21S 48/00; F21S 48/10; F21S 48/115; F21S 48/1233; F21S 48/225; F21S 48/1266; F21S 48/1388; F21S 48/2268; F21V 21/04
See application file for complete search history.

(56) **References Cited**
U.S. PATENT DOCUMENTS
D499,198 S * 11/2004 Cowan D26/31
D564,683 S * 3/2008 Roach D26/28
D656,258 S * 3/2012 Georgitsis D26/31
D676,990 S * 2/2013 Adams D26/31
* cited by examiner
Primary Examiner — Marcus Jackson
(74) *Attorney, Agent, or Firm* — Davis Wright Tremaine LLP; Heather M. Colburn

(57) **CLAIM**
The ornamental design for a light bar for a vehicle, as shown and described.

DESCRIPTION
FIG. 1 is a front plan view of a light bar for a vehicle showing my new design.
FIG. 2 is a left side, front perspective view of the light bar for a vehicle of FIG. 1.
FIG. 3 is a top side, rear perspective view of the light bar for a vehicle of FIG. 1; and,
FIG. 4 is a bottom side, rear perspective view of the light bar for a vehicle of FIG. 1.
The broken lines represent portions of the light bar for a vehicle that form no part of the claim.

1 Claim, 4 Drawing Sheets



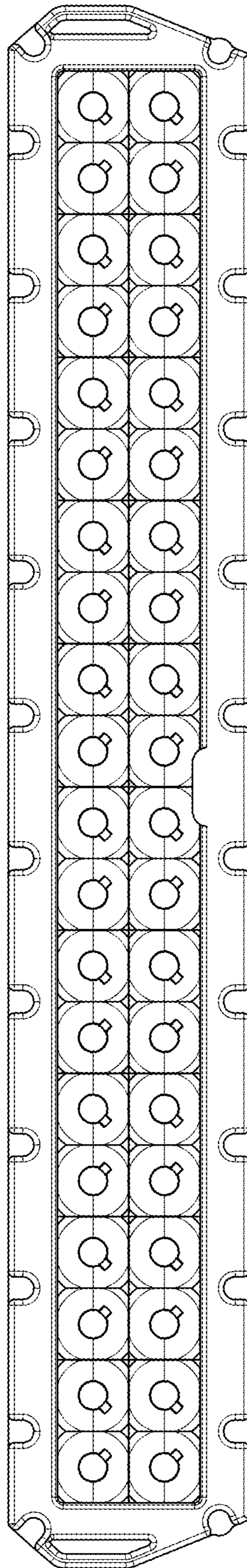


FIG.1

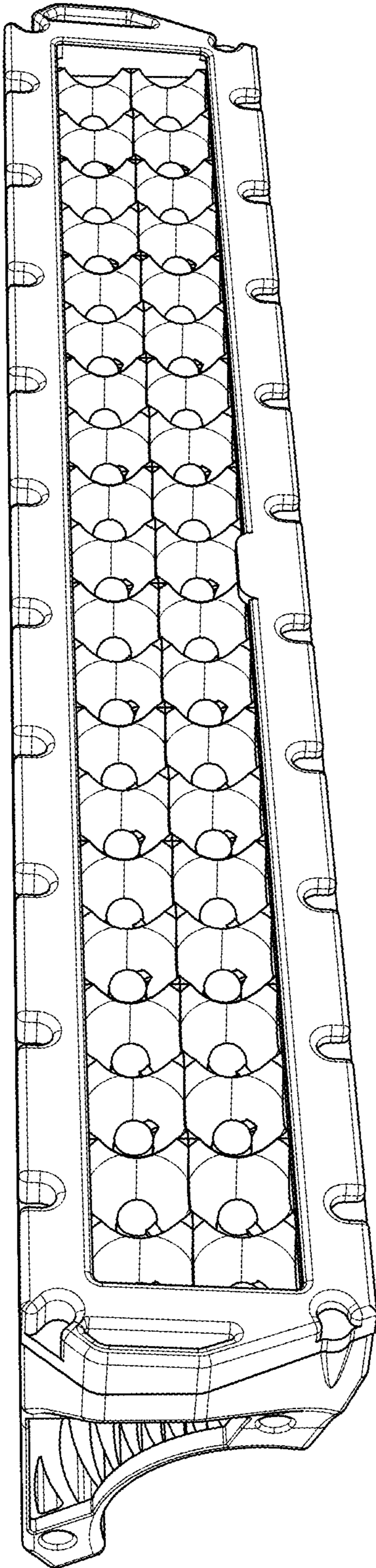


FIG. 2

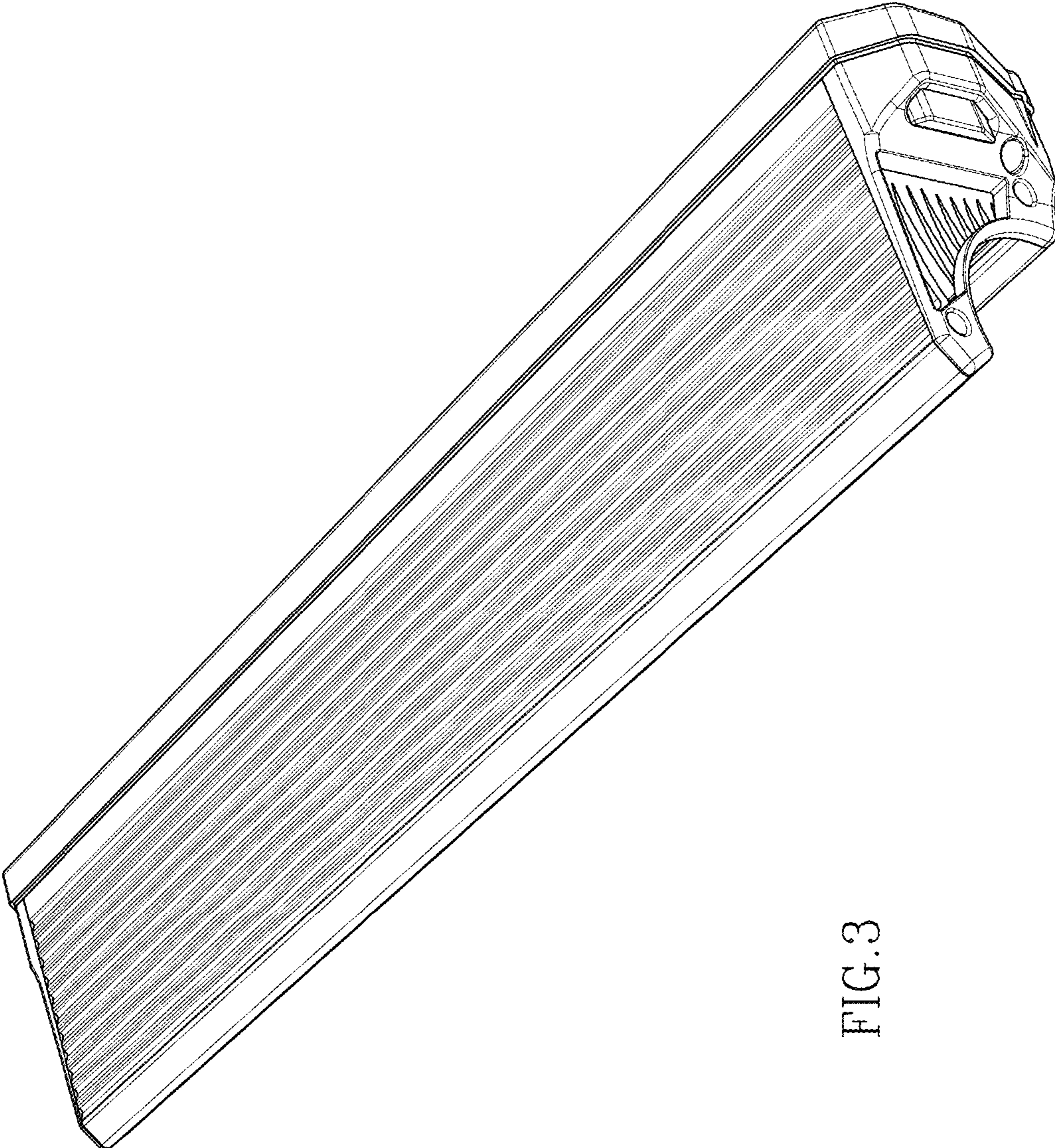


FIG. 3




FIG. 4