

US00D768875S

(12) **United States Design Patent** (10) **Patent No.:** **US D768,875 S**
Ege et al. (45) **Date of Patent:** **** Oct. 11, 2016**

(54) **DOOR LITE**

(56) **References Cited**

(71) Applicant: **Masonite Corporation**, Tampa, FL
(US)

U.S. PATENT DOCUMENTS

(72) Inventors: **Patrick Ege**, Elmhurst, IL (US); **Jason M. Walsh**, Batavia, IL (US)

D313,080 S *	12/1990	Hall	D25/103
D313,477 S *	1/1991	Hall	D25/103
D380,279 S *	6/1997	Lint	D25/103
D380,839 S *	7/1997	Lint	D25/103
D384,423 S *	9/1997	Lint	D25/103
D608,905 S *	1/2010	Walsh	D25/48.8
D664,265 S	7/2012	Walsh		
D672,055 S	12/2012	Walsh		
D683,477 S *	5/2013	Walsh	D25/103
D702,367 S	4/2014	Walsh		
D711,013 S	8/2014	Walsh		
D730,542 S *	5/2015	Ege	D25/105

(73) Assignee: **Masonite Corporation**, Tampa, FL
(US)

(**) Term: **15 Years**

(21) Appl. No.: **29/527,598**

* cited by examiner

(22) Filed: **May 20, 2015**

Primary Examiner — Susan Bennett Hattan
Assistant Examiner — Leanne Was
(74) *Attorney, Agent, or Firm* — Berenato & White, LLC

Related U.S. Application Data

(63) Continuation of application No. 29/471,184, filed on Oct. 29, 2013, now Pat. No. Des. 730,542.

(57) **CLAIM**

The ornamental design for a door lite, as shown and described.

(51) **LOC (10) Cl.** **25-02**

DESCRIPTION

(52) **U.S. Cl.**
USPC **D25/105**

FIG. 1 is a perspective view of our design;
FIG. 2 is a front elevational view;
FIG. 3 is a rear elevational view;
FIG. 4 is a left side elevational view;
FIG. 5 is a right side elevational view;
FIG. 6 is a top view; and,
FIG. 7 is a bottom view.
The broken lines in FIGS. 1-7 depict portions of the door lite that form no part of the claimed design.

(58) **Field of Classification Search**
USPC D6/306; D25/48.7, 60, 102-110, 138,
D25/145, 147-149, 152, 153; D26/127;
52/204.5, 204.59, 306; 362/330;
427/165; 428/38
CPC B44C 1/14; B44C 1/18; B44C 1/20;
B44C 5/08; B44F 1/063

See application file for complete search history.

1 Claim, 3 Drawing Sheets




FIG. 1




FIG. 2

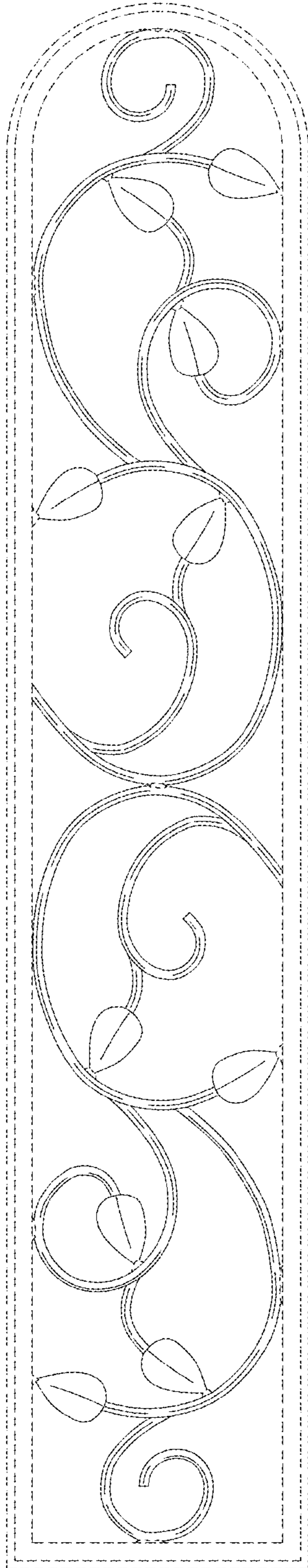


FIG. 3

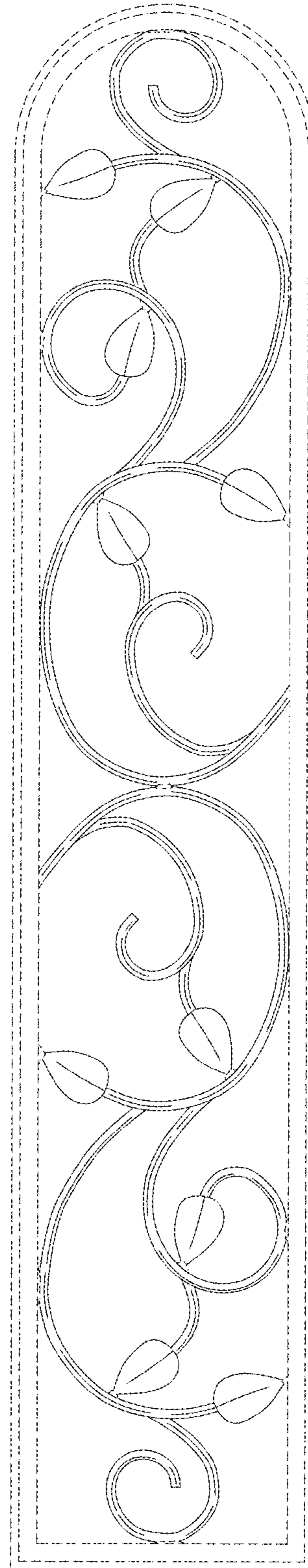


FIG. 4




FIG. 5




FIG. 6




FIG. 7

