

US00D768874S

(12) **United States Design Patent** (10) **Patent No.:** **US D768,874 S**
Walter (45) **Date of Patent:** **** Oct. 11, 2016**

(54) **PORTABLE CABIN**
(71) Applicant: **OfficePOD Limited**, High Wycombe (GB)
(72) Inventor: **Robert Walter**, High Wycombe (GB)
(73) Assignee: **OfficePod Limited**, High Wycombe (GB)
(**) Term: **14 Years**
(21) Appl. No.: **29/525,074**
(22) Filed: **Apr. 27, 2015**
(51) **LOC (10) Cl.** **25-03**
(52) **U.S. Cl.**
USPC **D25/16**
(58) **Field of Classification Search**
USPC D25/1, 4, 14-18, 22-34; 52/79.1, 79.5, 52/79.9, 69; D34/28, 38; D12/101-106; 296/172-173; D3/272; 220/1.5; D16/216
CPC E04H 1/1203; E04H 1/12; E04H 15/001; E04H 15/04; E04H 15/44; E04H 15/30; E04H 9/14; E04H 2001/1283
See application file for complete search history.

D726,332 S * 4/2015 Barbosa D25/16
D731,077 S * 6/2015 Lehmann D25/16
D732,691 S * 6/2015 Hallfors D25/16
D736,948 S * 8/2015 Dar D25/16
D736,949 S * 8/2015 Dar D25/16
D736,950 S * 8/2015 Dar D25/16
D754,362 S * 4/2016 Indio da Costa D25/1
2002/0194796 A1 * 12/2002 Kress E04H 3/08 52/79.1
2005/0034380 A1 * 2/2005 Shutic B05B 15/1211 52/79.1
2009/0266005 A1 * 10/2009 Snel E04B 1/34321 52/79.1
2009/0277101 A1 * 11/2009 Delgado-Vazquez ... E04H 1/125 52/79.1

OTHER PUBLICATIONS

“European Bank, Vienna”, Feb. 13, 2015 (source image last modified), OfficePOD, <<http://officepod.co.uk/case-studies/?item=european-bank-vienna>>.*

* cited by examiner

Primary Examiner — Susan Bennett Hattan
Assistant Examiner — Brett Miller
(74) *Attorney, Agent, or Firm* — Egbert Law Offices, PLLC

(56) **References Cited**

U.S. PATENT DOCUMENTS

D148,740 S * 2/1948 Allen D16/215
3,512,314 A * 5/1970 George E04H 1/12 52/79.1
D220,944 S * 6/1971 Thomson D25/17
3,730,796 A * 5/1973 Richards E04B 1/14 D25/18
3,778,528 A * 12/1973 Heifetz E04B 1/34846 D25/4
D245,430 S * 8/1977 Commins D25/1
D245,706 S * 9/1977 McAllister D25/1
D255,837 S * 7/1980 Leasure D25/18
D308,509 S * 6/1990 Hammero D25/18
D324,873 S * 3/1992 Thayer D16/215
D583,963 S * 12/2008 Perez Lazala D25/16
D638,551 S * 5/2011 Gann D25/16
D641,090 S * 7/2011 Clark D25/16
D664,667 S * 7/2012 Krymov D25/16

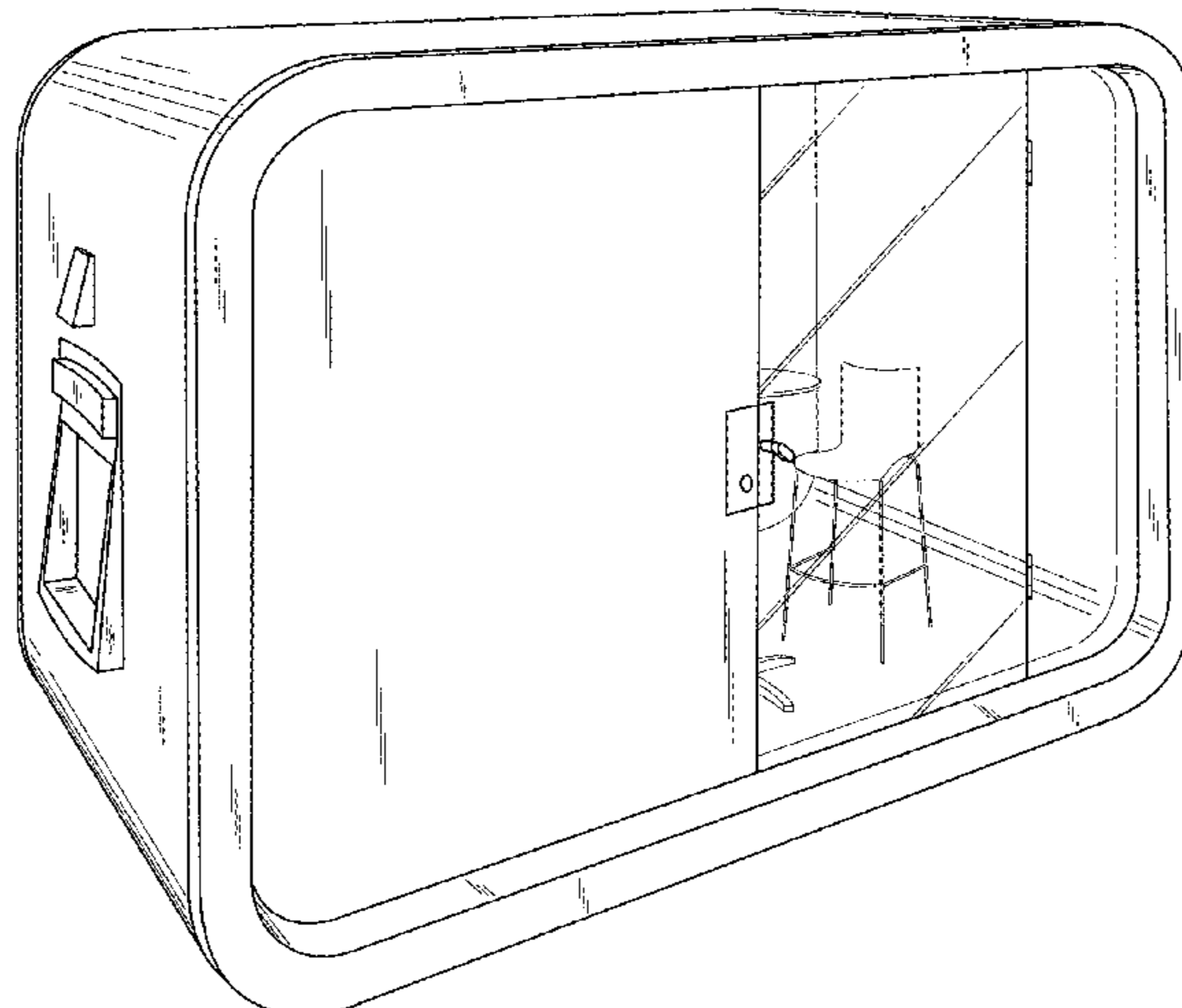
(57) **CLAIM**

The ornamental design for a portable cabin, as shown and described.

DESCRIPTION

FIG. 1 is a perspective view of a portable cabin showing my new design.
FIG. 2 is another perspective view thereof;
FIG. 3 is a front view thereof;
FIG. 4 is a rear view thereof;
FIG. 5 is a top view thereof;
FIG. 6 is a bottom view thereof; and,
FIG. 7 is side view thereof.
The portable cabin is for use as a portable ATM.

1 Claim, 7 Drawing Sheets



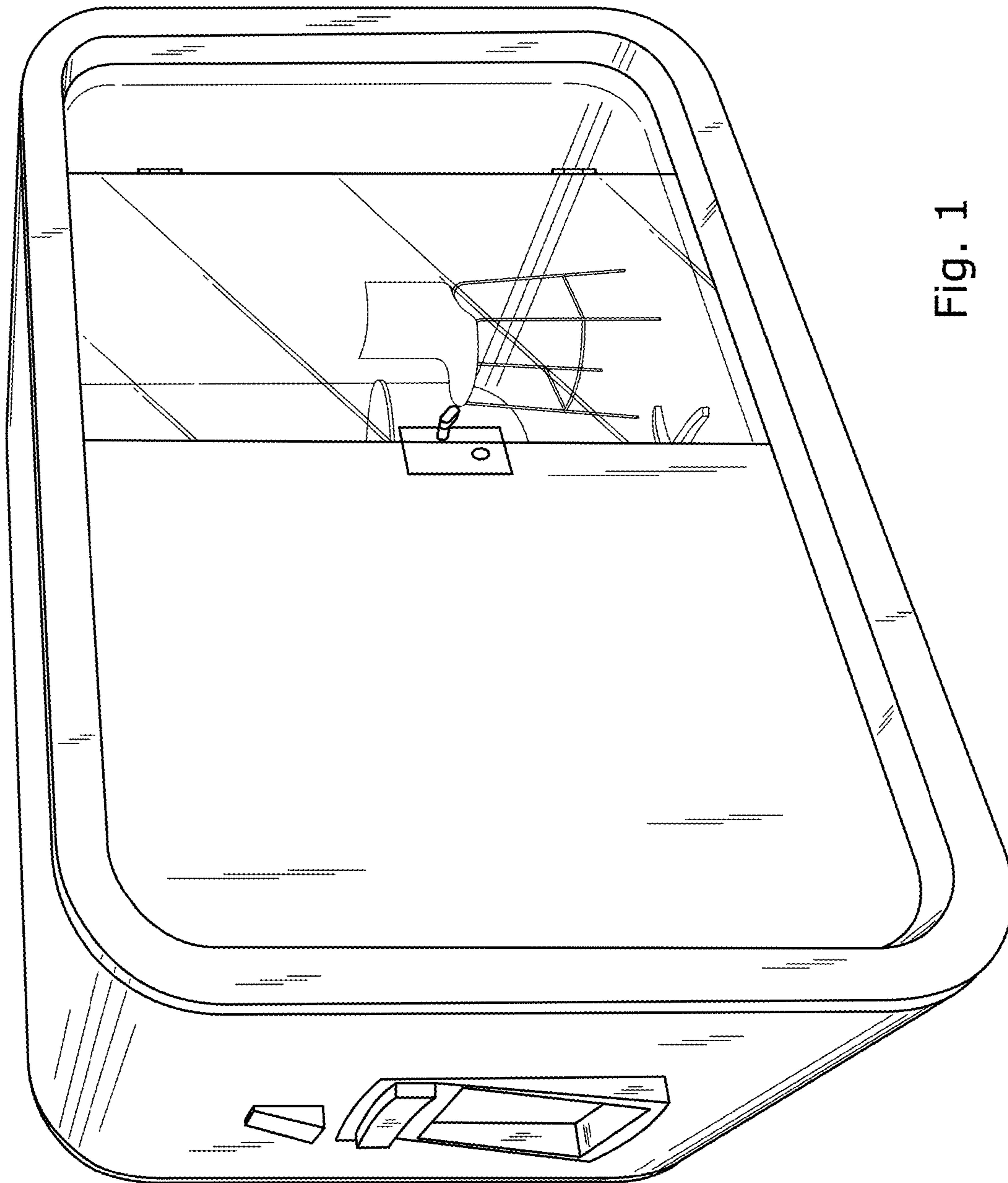


Fig. 1

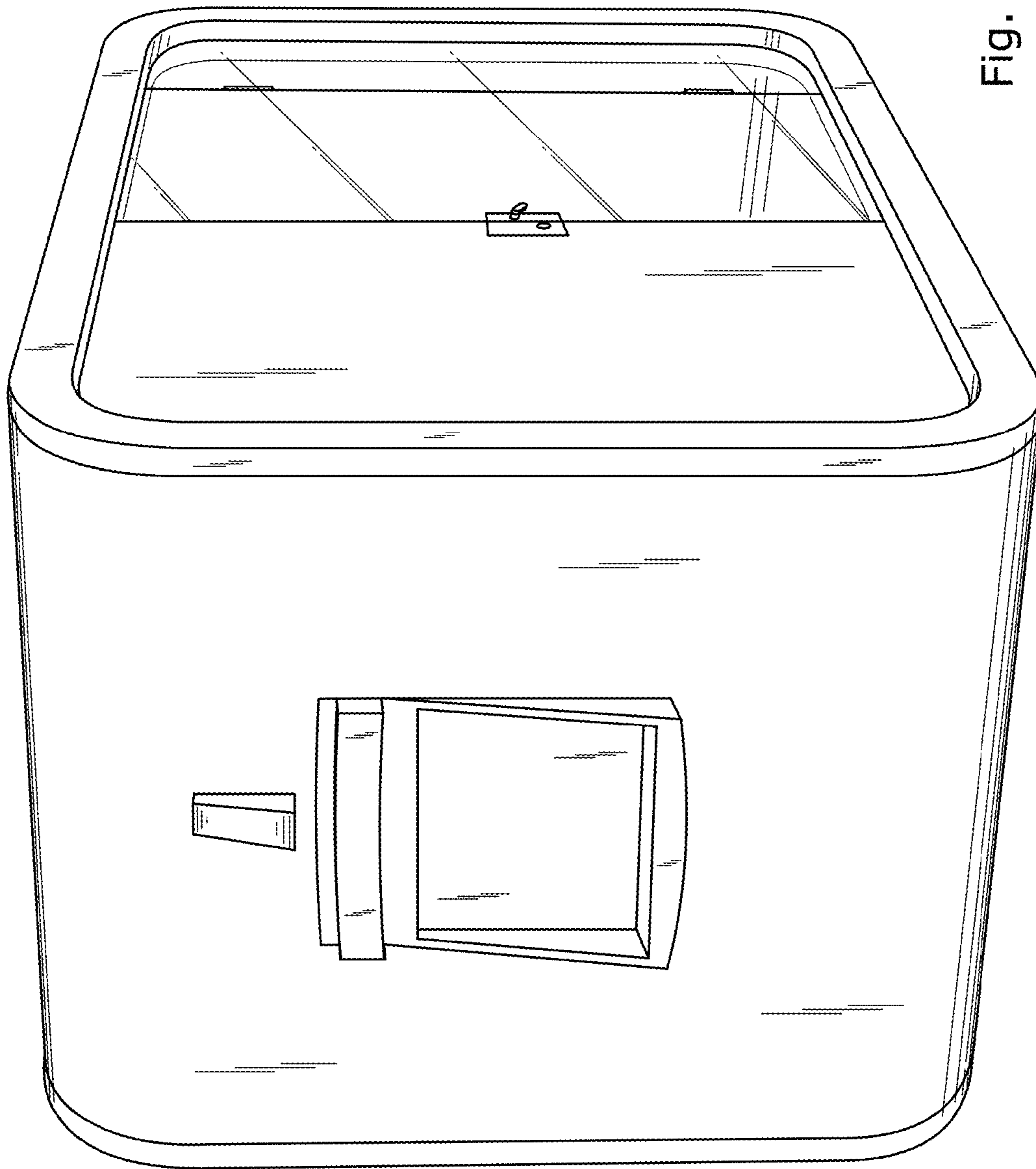


Fig. 2

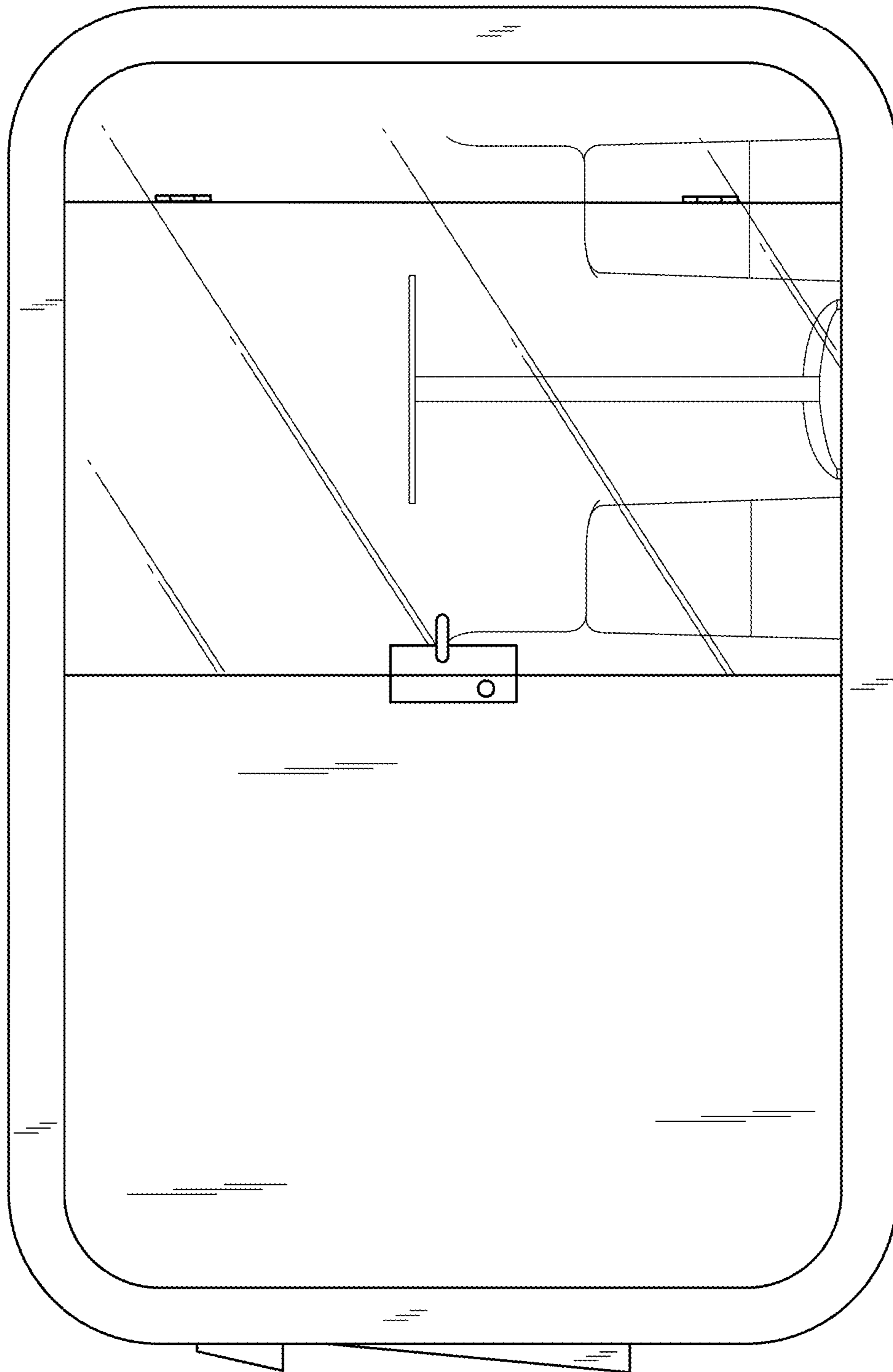


Fig. 3

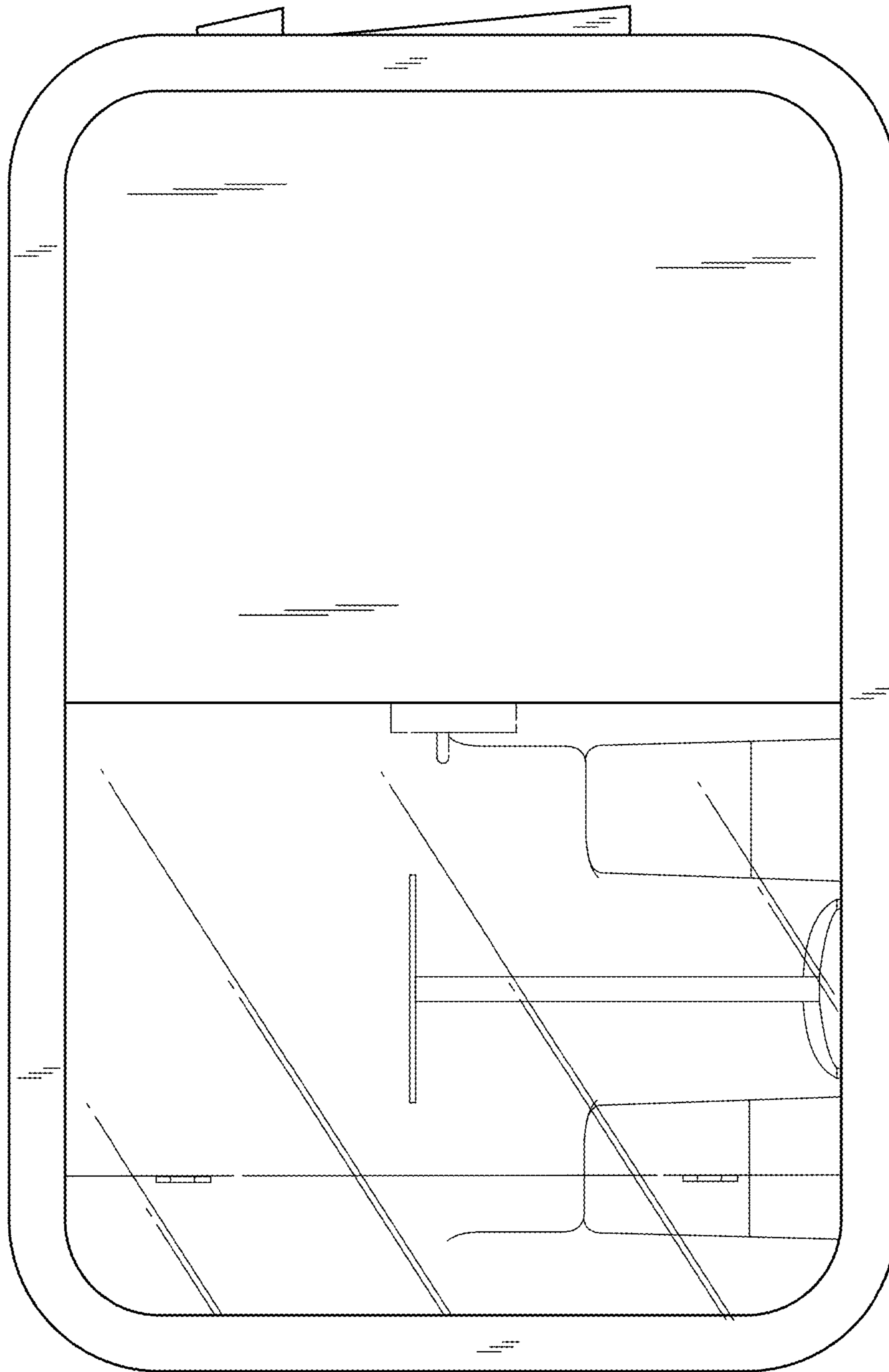


Fig. 4




Fig. 5




Fig. 6




Fig. 7