



US00D768856S

(12) **United States Design Patent**
Harkin et al.

(10) **Patent No.:** **US D768,856 S**

(45) **Date of Patent:** **** Oct. 11, 2016**

(54) **LANCING DEVICE**

(71) Applicant: **F. Hoffmann-La Roche AG**, Basel
(CH)

(72) Inventors: **Thomas Harkin**, Bristol (GB); **Michael Keil**, Limbergerhof (DE); **Tiina Lappi**, Mannheim (DE); **Roland Wiegand**, Mannheim (DE)

(73) Assignee: **Roche Diabetes Care, Inc.**, Indianapolis, IN (US)

(**) Term: **14 Years**

(21) Appl. No.: **29/516,750**

(22) Filed: **Feb. 5, 2015**

(51) **LOC (10) Cl.** **24-02**

(52) **U.S. Cl.**
USPC **D24/147**

(58) **Field of Classification Search**
USPC D24/146, 147, 130, 133, 113, 114;
600/385, 573, 583, 167, 172, 181-185;
210/453

CPC A61B 17/32053; A61B 17/3494;
A61K 45/06

See application file for complete search history.

(56) **References Cited**

U.S. PATENT DOCUMENTS

- D429,814 S * 8/2000 Lorwald D24/140
- 6,575,939 B1 * 6/2003 Brunel A61M 5/2033
604/110
- D493,532 S * 7/2004 Levaughn D24/146
- D550,363 S * 9/2007 Hannant D24/186
- D586,916 S * 2/2009 Faulkner D24/146
- D617,904 S * 6/2010 Lai D24/146
- D621,042 S * 8/2010 Ruf D24/146

- D634,426 S * 3/2011 Zollers D24/147
- D648,024 S * 11/2011 Harkin D24/146
- 8,568,434 B2 * 10/2013 Huang A61B 5/1411
606/182

(Continued)

Primary Examiner — Lakiya Rogers

Assistant Examiner — Carissa C Fitts

(74) *Attorney, Agent, or Firm* — Bose McKinney & Evans LLP

(57) **CLAIM**

The ornamental design for a lancing device, as shown and described.

DESCRIPTION

FIG. 1 is a perspective view of the lancing device that illustrates the novel design;

FIG. 2 is a top view of the lancing device of FIG. 1;

FIG. 3 is a left side view of the lancing device of FIG. 1;

FIG. 4 is a bottom view of the lancing device of FIG. 1;

FIG. 5 is a right side view of the lancing device of FIG. 1;

FIG. 6 is an enlarged rear view of the lancing device of FIG. 1;

FIG. 7 is an enlarged front view of the lancing device of FIG. 1;

FIG. 8 is a perspective view of a second embodiment of the lancing device that illustrates the novel design;

FIG. 9 is a top view of the lancing device of FIG. 8;

FIG. 10 is a left side view of the lancing device of FIG. 8;

FIG. 11 is a bottom view of the lancing device of FIG. 8;


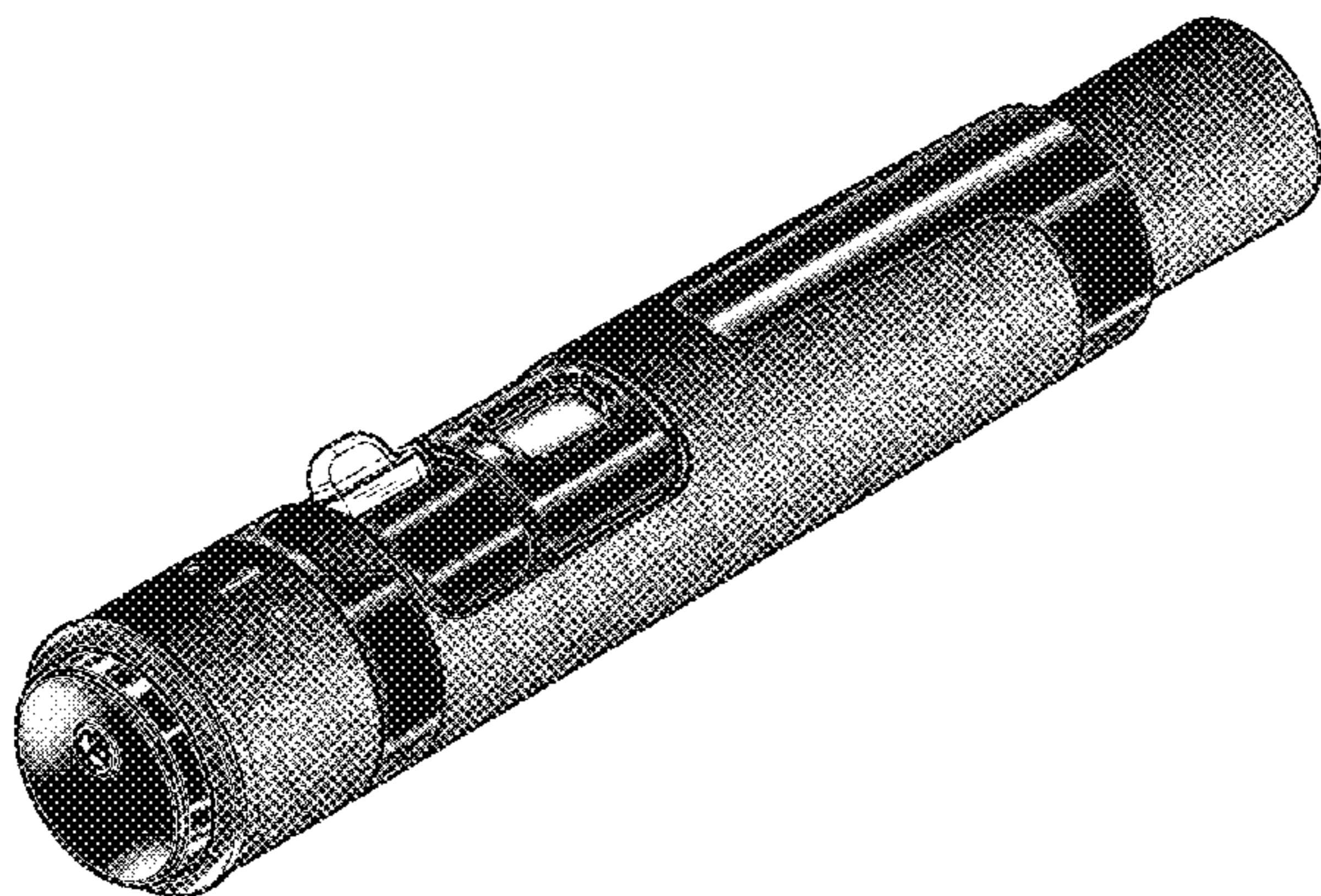
FIG. 12 is a right side view of the lancing device of FIG. 8;

FIG. 13 is an enlarged rear view of the lancing device of FIG. 8; and,

FIG. 14 is an enlarged front view of the lancing device of FIG. 8.

The stipple shading and the straight line shading illustrate a contrasting appearance.

1 Claim, 8 Drawing Sheets



US D768,856 S

Page 2

(56)

References Cited

U.S. PATENT DOCUMENTS

D696,774 S * 12/2013 Guarraia D24/113
D696,775 S * 12/2013 Guarraia D24/113
D697,205 S * 1/2014 Schneider D24/113

8,663,265 B2 * 3/2014 Nicholls 606/182
D736,374 S * 8/2015 Murakami D24/146
2008/0077167 A1 * 3/2008 Flynn A61B 5/1411
606/172

* cited by examiner



Fig. 1




Fig. 2




Fig. 3




Fig. 4




Fig. 5




Fig. 6




Fig. 7




Fig. 8




Fig. 9

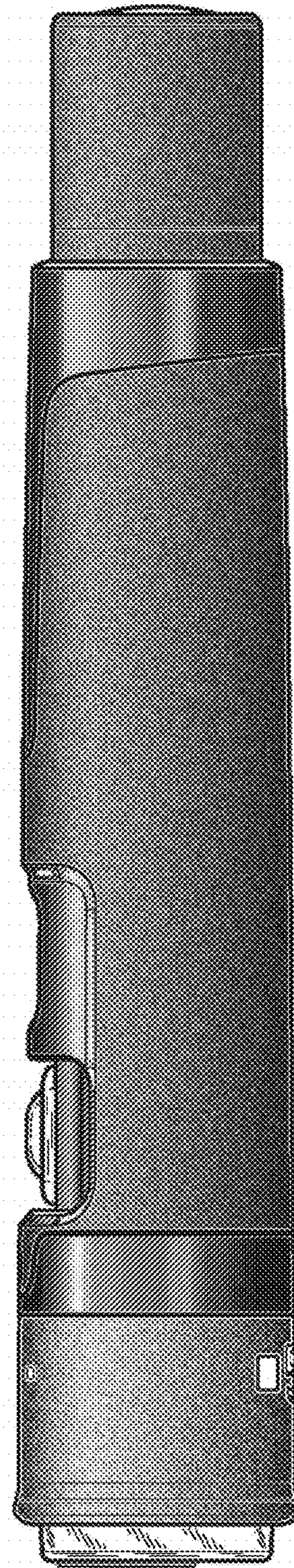


Fig. 10




Fig. 11




Fig. 12




Fig. 13




Fig. 14

UNITED STATES PATENT AND TRADEMARK OFFICE
CERTIFICATE OF CORRECTION

PATENT NO. : D768,856 S
APPLICATION NO. : 29/516750
DATED : October 11, 2016
INVENTOR(S) : Harkin et al.

Page 1 of 1

It is certified that error appears in the above-identified patent and that said Letters Patent is hereby corrected as shown below:

TITLE PAGE

On page 1, column 1, insert after “(22) Filed: Feb. 5, 2015”

--(30) Foreign Application Priority Data

Aug. 5, 2014 (EP) 002515221-0001
Aug. 5, 2014 (EP) 002515221-0002
Aug. 5, 2014 (EP) 002515221-0003--

Signed and Sealed this
Twentieth Day of December, 2016



Michelle K. Lee
Director of the United States Patent and Trademark Office