



US00D768850S

(12) **United States Design Patent** (10) **Patent No.:** **US D768,850 S**
Rozwadowski et al. (45) **Date of Patent:** **** Oct. 11, 2016**

(54) **NEEDLE SHIELD**

(71) Applicant: **HTL-STREFA SPOLKA AKCYJNA,**
Ozorków (PL)
(72) Inventors: **Marcin Rozwadowski,** Warszawa (PL);
Vincent Leskovich, Dodecanes (GR)
(73) Assignee: **HTL-STREFA SPOLKA AKCYJNA,**
Ozorkow (PL)

(**) Term: **14 Years**

(21) Appl. No.: **29/488,650**

(22) Filed: **Apr. 22, 2014**

(30) **Foreign Application Priority Data**

Oct. 29, 2013 (EM) 002335141-0002

(51) **LOC (10) Cl.** **24-02**

(52) **U.S. Cl.**
USPC **D24/130**

(58) **Field of Classification Search**
USPC D24/127-131, 112-114, 133, 186;
606/181, 185; 604/264, 272, 115, 232,
604/187, 158, 164.08, 192, 263, 163, 181,
604/184, 198, 227; 600/101, 139, 143;
128/200.24, 207.14, 207.15
CPC A61M 39/1011; F16L 37/0841; F16L
2201/20; F16L 2201/60
See application file for complete search history.

(56) **References Cited**

U.S. PATENT DOCUMENTS

D299,865 S * 2/1989 Kamstrup-Larsen D24/130
D395,517 S * 6/1998 Treu D24/224
D422,700 S 4/2000 Crawford et al.
D442,280 S 5/2001 Crawford et al.
D454,394 S 3/2002 Jansen
6,719,737 B2 * 4/2004 Kobayashi A61M 5/3216
206/365
D496,101 S * 9/2004 Davison D24/112
D565,732 S 4/2008 Pech et al.
D612,938 S 3/2010 Grogan

D621,038 S * 8/2010 Maxa D24/130
D621,930 S * 8/2010 Maxa D24/130
D655,001 S 2/2012 Becker et al.
D665,497 S 8/2012 Marshall et al.
D667,951 S 9/2012 Marshall et al.
D669,579 S * 10/2012 Marshall D24/130
D713,029 S * 9/2014 Shiraiishi D24/130
9,186,452 B2 * 11/2015 DiBiasi A61M 5/008
2010/0063457 A1 3/2010 Crossman
2012/0071835 A1 3/2012 Marshall et al.
2012/0165745 A1 * 6/2012 Nielsen A61M 5/3202
604/192
2014/0188046 A1 * 7/2014 DiBiasi A61M 5/3293
604/111
2015/0051555 A1 * 2/2015 Fangrow, Jr. A61M 39/1011
604/249
2015/0086441 A1 * 3/2015 She A61L 2/18
422/294

* cited by examiner

Primary Examiner — David Muller

Assistant Examiner — Nathan Johnston

(74) *Attorney, Agent, or Firm* — Wentsler LLC

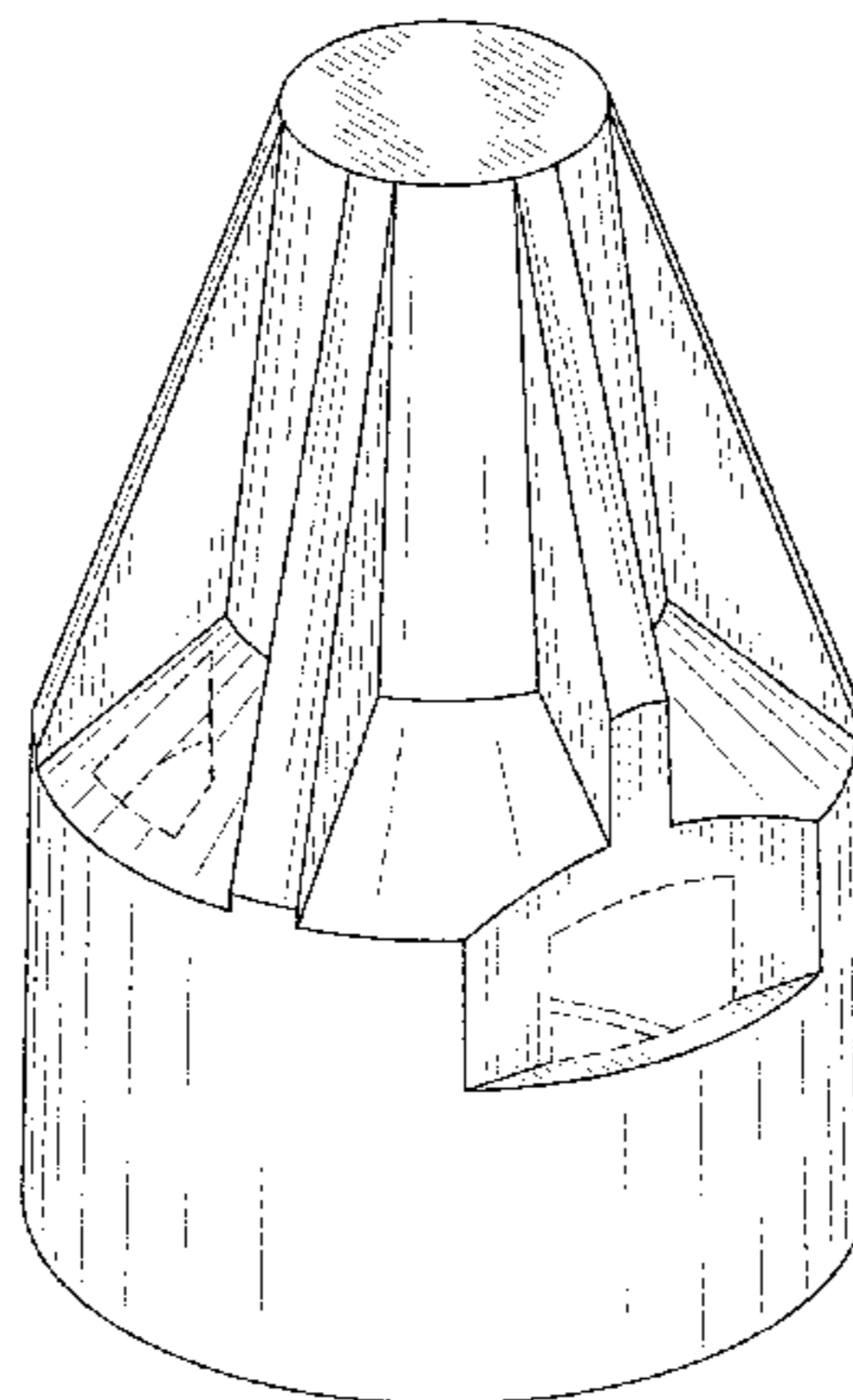
(57) **CLAIM**

The ornamental design for a needle shield, as shown and described.

DESCRIPTION

FIG. 1 is a top plan view of a needle shield, showing our new design;
FIG. 2 is a bottom plan view of the needle shield of FIG. 1;
FIG. 3 is a front view of the needle shield of FIG. 1, wherein a rear view of the needle shield would appear identical to FIG. 3;
FIG. 4 is a right side view of the needle shield of FIG. 1, wherein a left side view of the needle shield would appear identical to FIG. 4; and,
FIG. 5 is a right and top perspective view of the needle shield of FIG. 1, wherein a left and top perspective view of the needle shield would appear identical to FIG. 5.
The broken lines shown in the drawings are for the purpose of use and/or environment and forms no part of the claimed design.

1 Claim, 5 Drawing Sheets



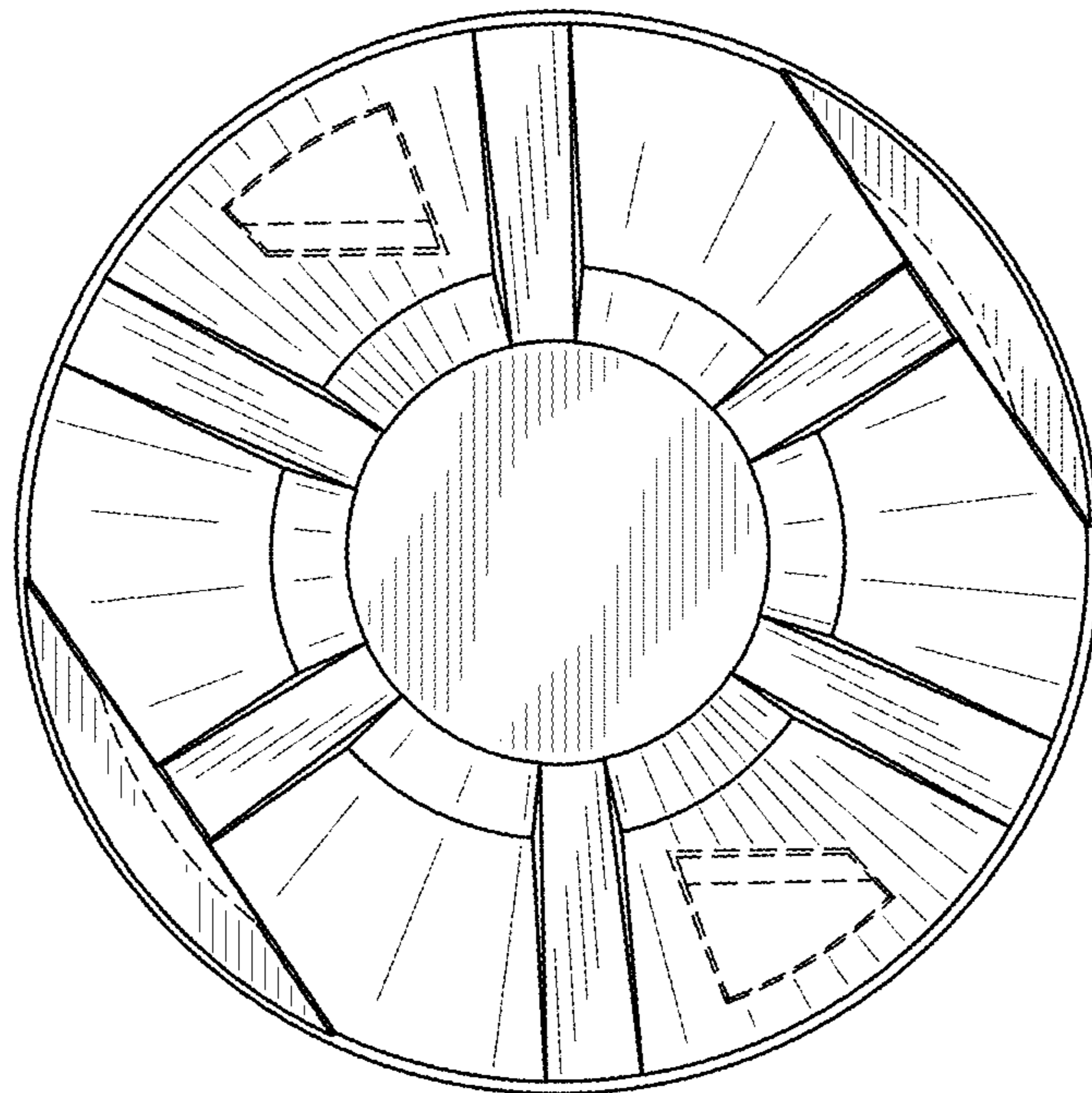


FIG. 1

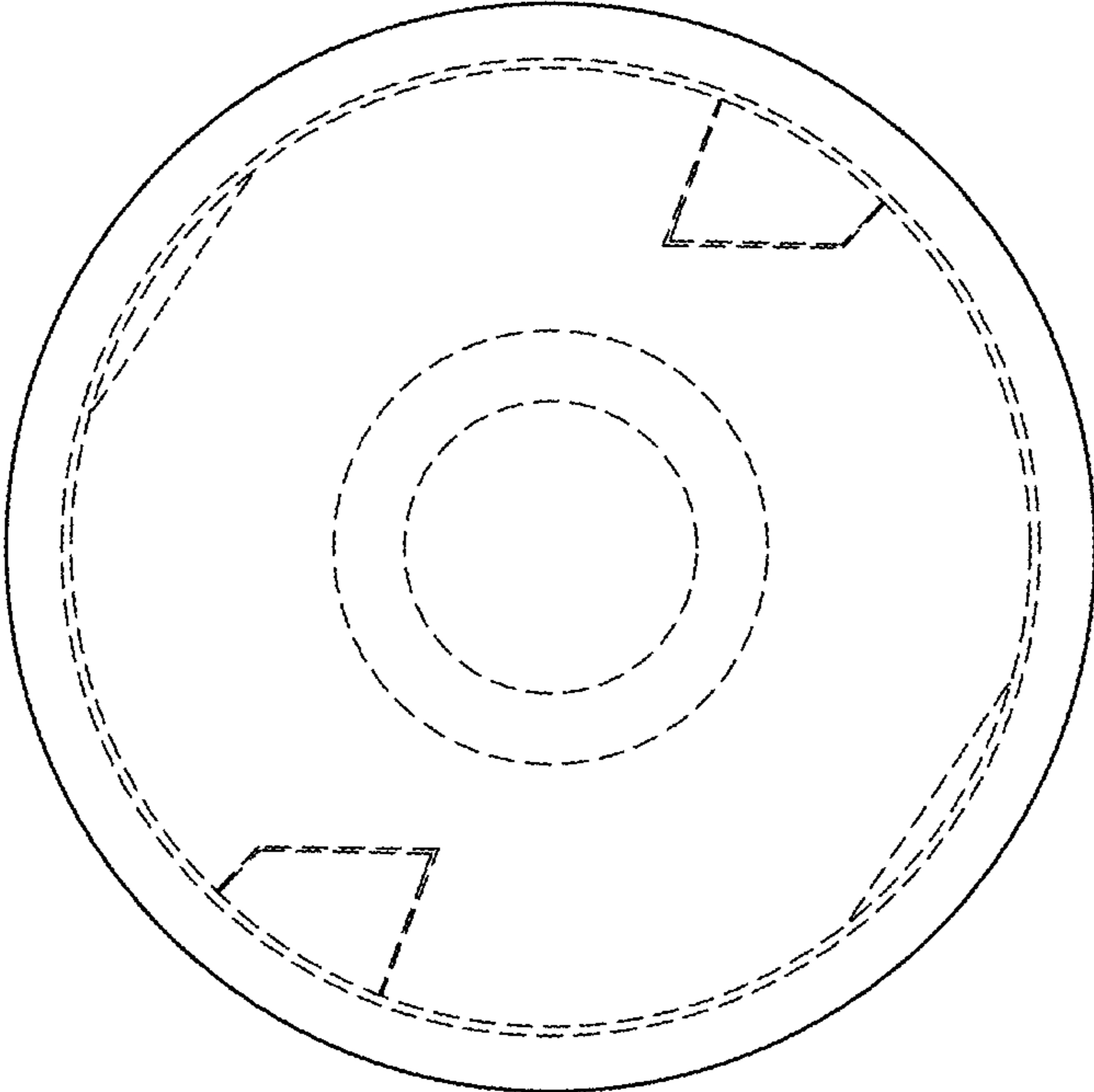


FIG. 2

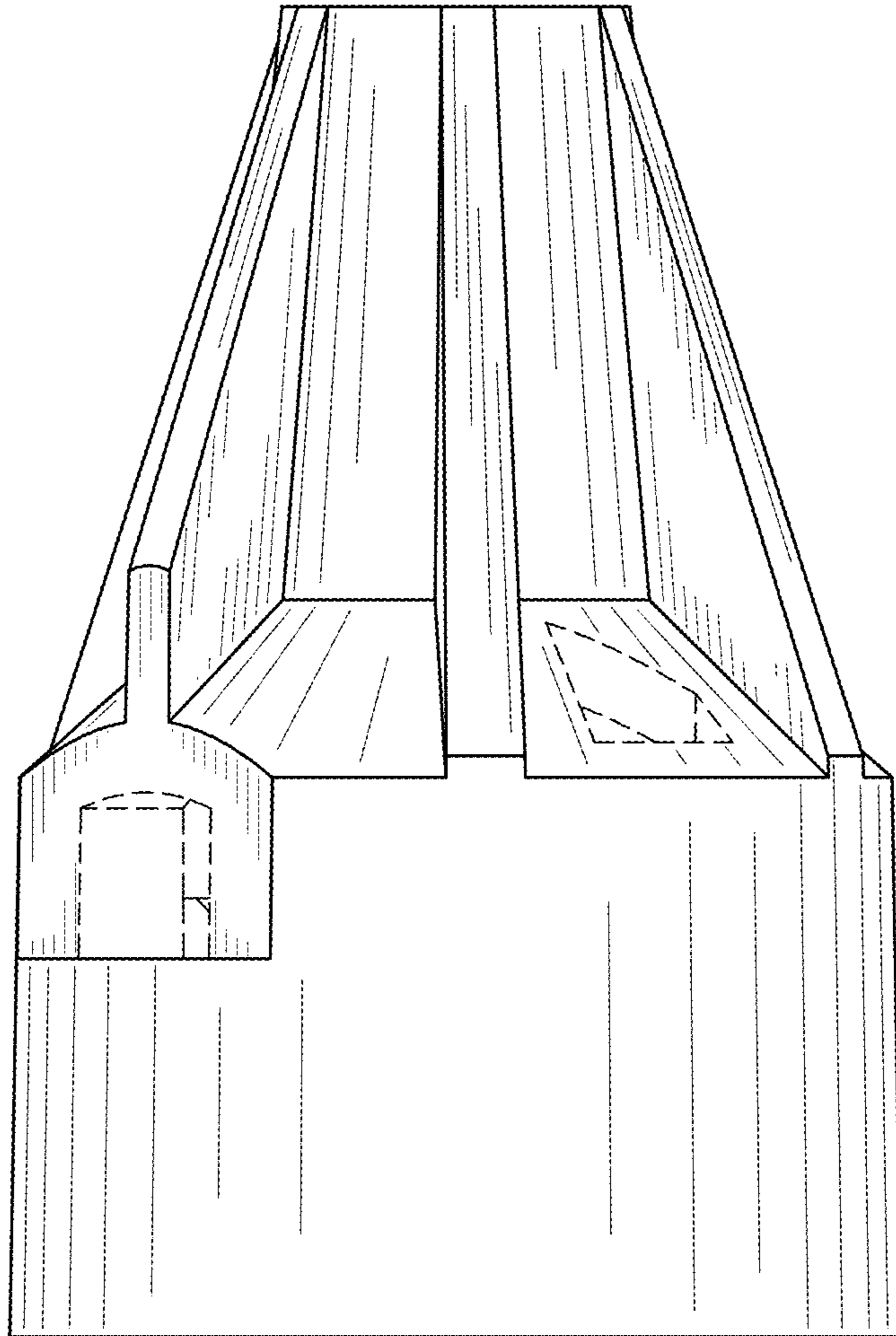


FIG. 3

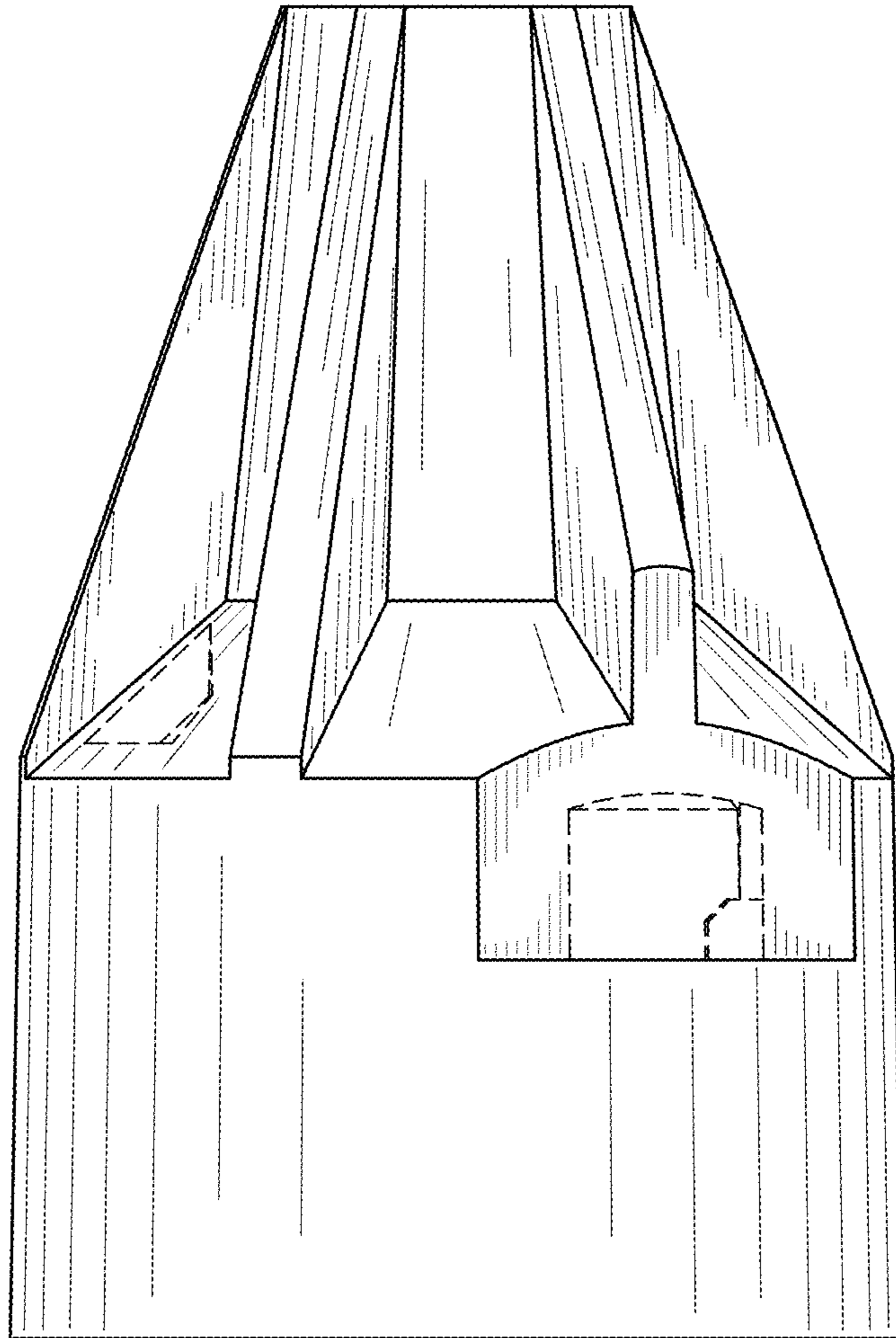


FIG. 4

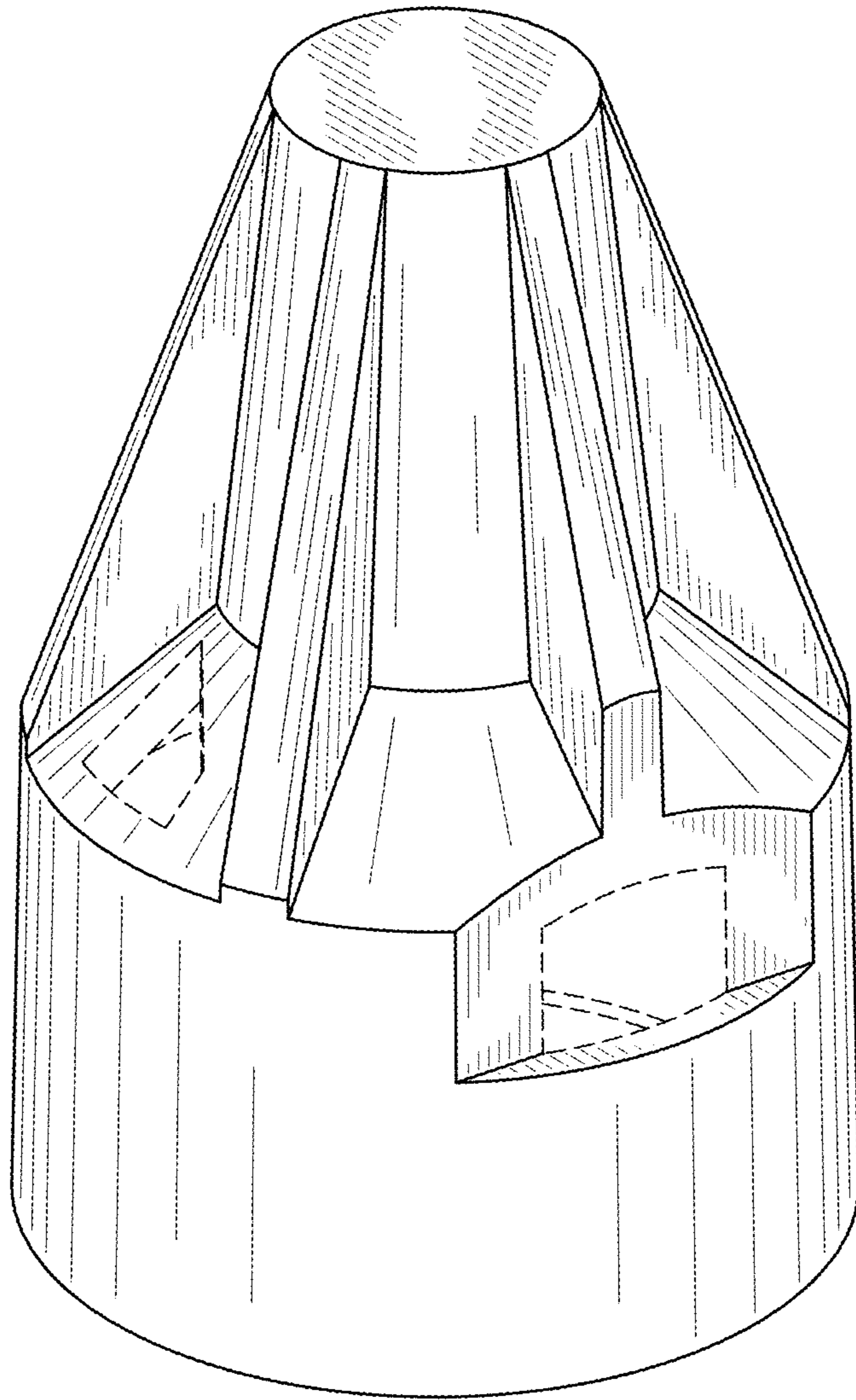


FIG. 5