



US00D768847S

(12) **United States Design Patent**
Hyde et al.

(10) **Patent No.:** **US D768,847 S**

(45) **Date of Patent:** **** Oct. 11, 2016**

(54) **ROLLER PUMP**

(71) Applicant: **MAQUET Cardiopulmonary GmbH**,
Rastatt (DE)

(72) Inventors: **Aidan Hyde**, Collingswood, NJ (US);
Patrick Adee, Warwick, NY (US);
William James Repka, Parsippany, NJ
(US); **Daniel A Walters**, Rockaway
Township, NJ (US); **Daniel Medart**,
Stahnsdorf (DE); **Roland Hopp**,
Hamburg (DE); **Thomas Märzke**,
Hamburg (DE); **Manfred Held**,
Hamburg (DE)

(73) Assignee: **MAQUET CARDIOPULMONARY
GmbH**, Rastatt (DE)

(**) Term: **15 Years**

(21) Appl. No.: **29/526,815**

(22) Filed: **May 13, 2015**

(51) **LOC (10) Cl.** **24-02**

(52) **U.S. Cl.**
USPC **D24/111**

(58) **Field of Classification Search**
USPC D15/7-9; D23/231, 232, 225; 417/60,
417/235, 265, 321, 355, 358, 363, 359,
417/410.1, 415-416, 405, 900, 476, 63,
417/477.1, 477.3; 60/408, 412; 184/26-37;
415/140-147; 123/495, 509;
137/565.34; D24/108, 111, 164, 169;
604/135

CPC F02M 37/04; F02M 37/14; F04B 43/12
See application file for complete search history.

(56) **References Cited**

U.S. PATENT DOCUMENTS

2,899,905 A * 8/1959 Becher F04B 43/0072
251/6
D254,806 S * 4/1980 Kitai D10/85

(Continued)

OTHER PUBLICATIONS

Sorin I S5 Brochure, Sorin Group USA, Inc., 2010.
MetaVision Perfusion™, A point-of-care clinical information sys-
tem for perfusionists, MAQUET Getinge Group 2015 <<http://www.maquet.com/int/products/metavision-perfusion/>>.
Heart-Lung Machine HL20 Brochure, MAQUET Cardiopulmonary
AG 2012.

(Continued)

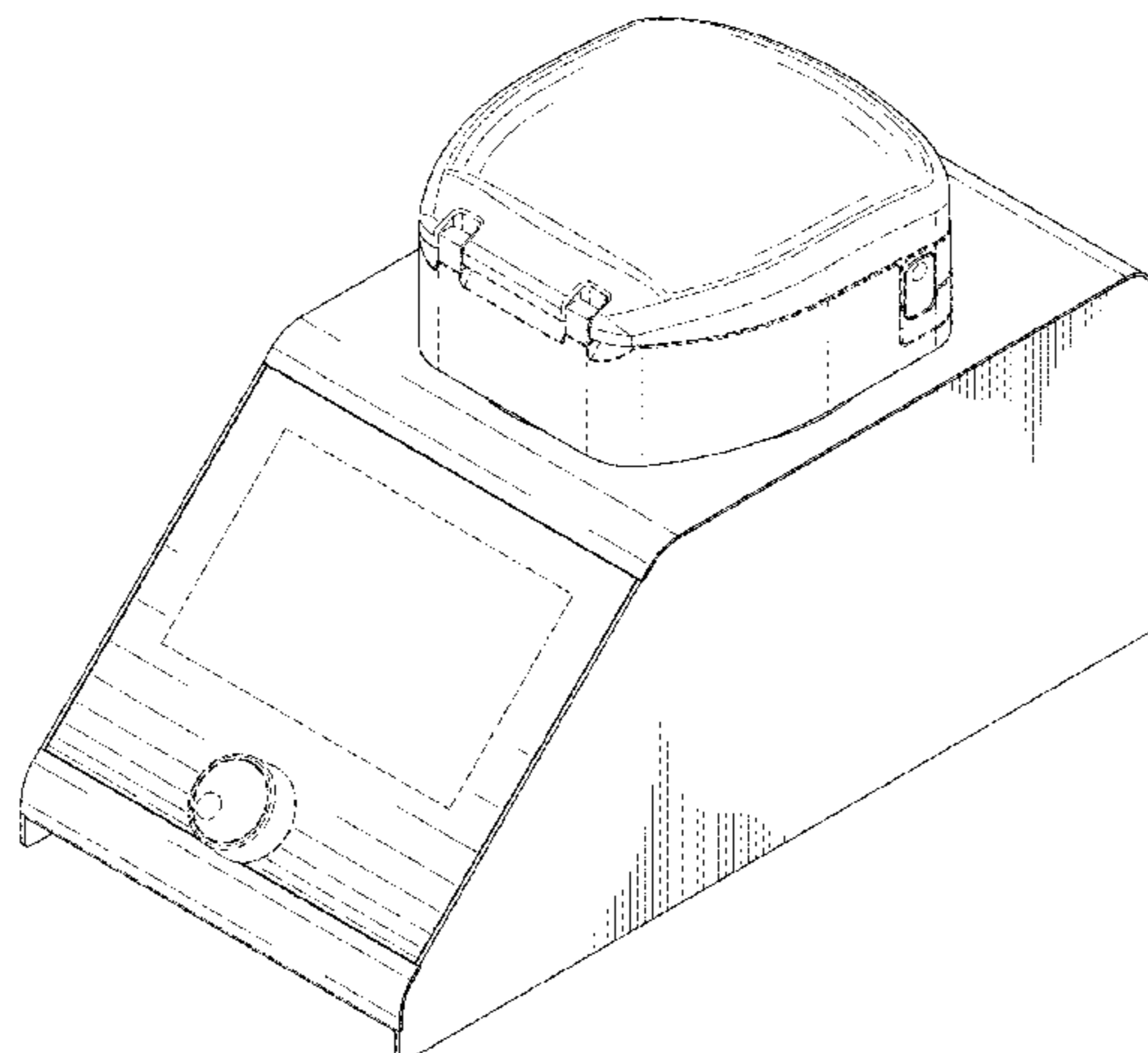
Primary Examiner — Ralf Seifert
(74) *Attorney, Agent, or Firm* — Wesley Scott Ashton;
Kirk Swenson

(57) **CLAIM**
The ornamental design for a roller pump, as shown and
described.

DESCRIPTION

FIG. 1 is an oblique perspective view of the roller pump of
this disclosure.
FIG. 2 is a front view of the roller pump of this disclosure.
FIG. 3 is a rear view of the roller pump of this disclosure.
FIG. 4 is a side view of the left-hand side of the roller pump
of this disclosure.
FIG. 5 is a side view of the right-hand side of the roller pump
of this disclosure.
FIG. 6 is a plan view of the roller pump of this disclosure.
FIG. 7 is a bottom view of the roller pump of this disclosure.
FIG. 8 is an oblique perspective view of roller pump
assembly showing a second embodiment of this disclosure;
FIG. 9 is a front view of the roller pump of the embodiment
of FIG. 8.
FIG. 10 is a rear view of the roller pump of the embodiment
of FIG. 8.
FIG. 11 is a side view of the left-hand side of the roller pump
of the embodiment of FIG. 8.
FIG. 12 is a side view of the right-hand side of the roller
pump of the embodiment of FIG. 8.
FIG. 13 is a plan view of the roller pump of the embodiment
of FIG. 8; and,
FIG. 14 is a bottom view of the roller pump of the embodi-
ment of FIG. 8.
The broken line showing of edges and a fitting is included
for the purpose of illustrating environmental matter and
forms no part of the claimed design.

1 Claim, 14 Drawing Sheets



(56)

References Cited

U.S. PATENT DOCUMENTS

D277,602 S * 2/1985 Benson D15/7
 4,568,011 A 2/1986 DeArmitt et al.
 D285,347 S * 8/1986 Nelson D24/111
 D328,952 S * 8/1992 Arioka D10/46
 5,538,405 A * 7/1996 Patno A61M 1/3693
 417/326
 5,637,095 A * 6/1997 Nason A61M 5/14244
 604/135
 D443,881 S 6/2001 Tsai
 7,001,153 B2 * 2/2006 McDowell F04B 43/1253
 417/477.1
 D537,845 S 3/2007 Shimizu et al.
 7,252,485 B2 * 8/2007 Ito F04B 43/1253
 417/477.3
 D573,608 S * 7/2008 Chan D15/7
 D619,241 S * 7/2010 Olsson D24/107
 D641,383 S * 7/2011 Gruber D15/7
 D642,203 S 7/2011 Yoshimura et al.
 D648,352 S 11/2011 Hsiao
 D712,435 S * 9/2014 Kodera D15/7
 D735,319 S * 7/2015 Sabin D24/111
 D735,865 S * 8/2015 Nishimura D24/164
 D739,026 S * 9/2015 Anger D24/164
 2014/0127063 A1 5/2014 Petersen et al.

OTHER PUBLICATIONS

“Heart Lung Machine Fundraising.” Aug. 18, 2015. Web. Nov. 6, 2015. <<http://www.heartcentreforchildren.com.au/heart-lung-machine-fundraising.html>>.
 Heart-lung machines. surgeryencyclopedia.com. Advameg, Inc. 2015. Web. Nov. 5, 2015. <<http://www.surgeryencyclopedia.com/Fi-La/Heart-Lung-Machines.html>>.
 Machine coeur-poumon HL30. Feb. 21, 2013. Web. Nov. 18, 2015. <<file:///C:/Users/u2002449/Downloads/mes-130225-MachineCoeurPoumonHL30-Maquet.pdf>>.
 Terumo Advanced Perfusion System 1. Terumo Cardiovascular Group. Nov. 2014. Web. Nov. 18, 2015. <http://www.terumo-cvs.com/doc/848594_Terumo-System1_Brochure%20_Nov2013_LowRes_Pgs.pdf>.
 Product Catalog Jostra HL 20. MAQUET Cardiopulmonary AG. Web. Nov. 18, 2015. <http://glavm.ru/upload/information_system_18/2/8/7/item_287/information_items_property_343.pdf>.
 Sorin article, <http://www.sorin.com/products/cardiac-surgery/perfusion/hlm/s5>, printed on Jun. 13, 2015, 11 pages.
 Hessel, Eugene A., “Circuitry and Cannulation Techniques”, Chapter 5, Cardiopulmonary Bypass: Principles and Practices, edited by Glenn P. Gravlee, 3rd edition, 2008, pp. 63-65.
 Sorin | S5 System Operating Instructions, Sorin Group Deutschland GmbH, 2006, 2007.

* cited by examiner

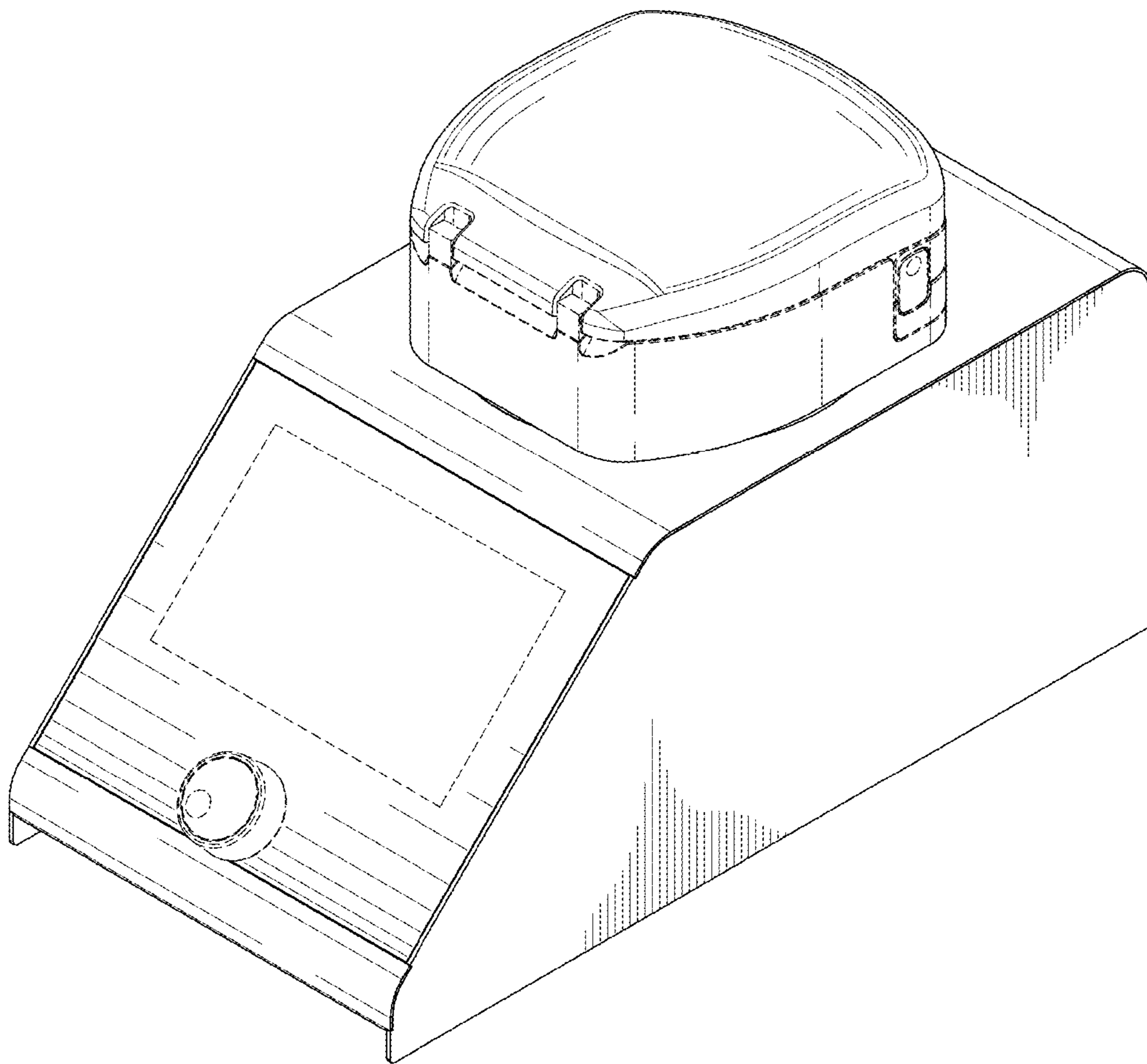


FIG. 1

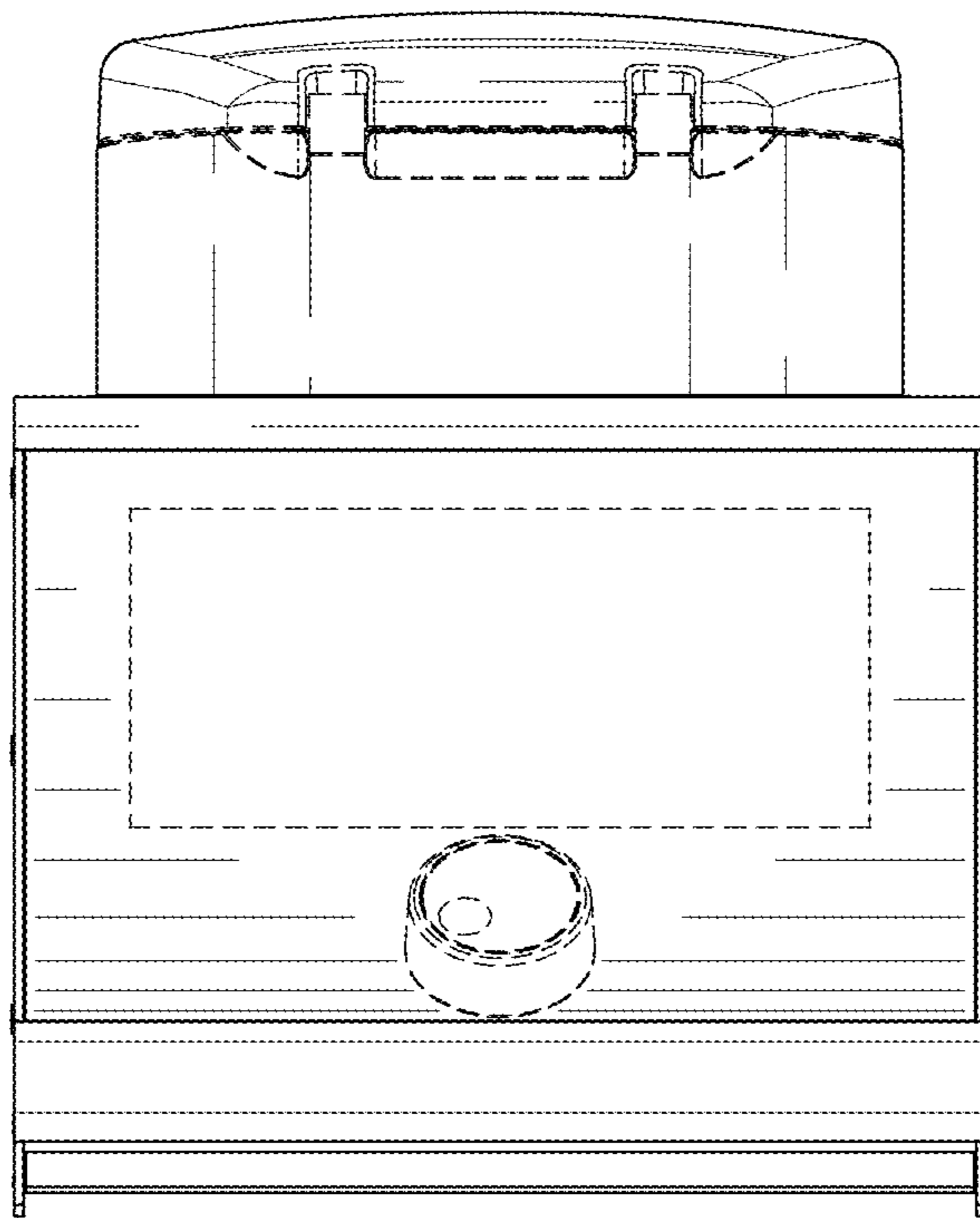


FIG. 2

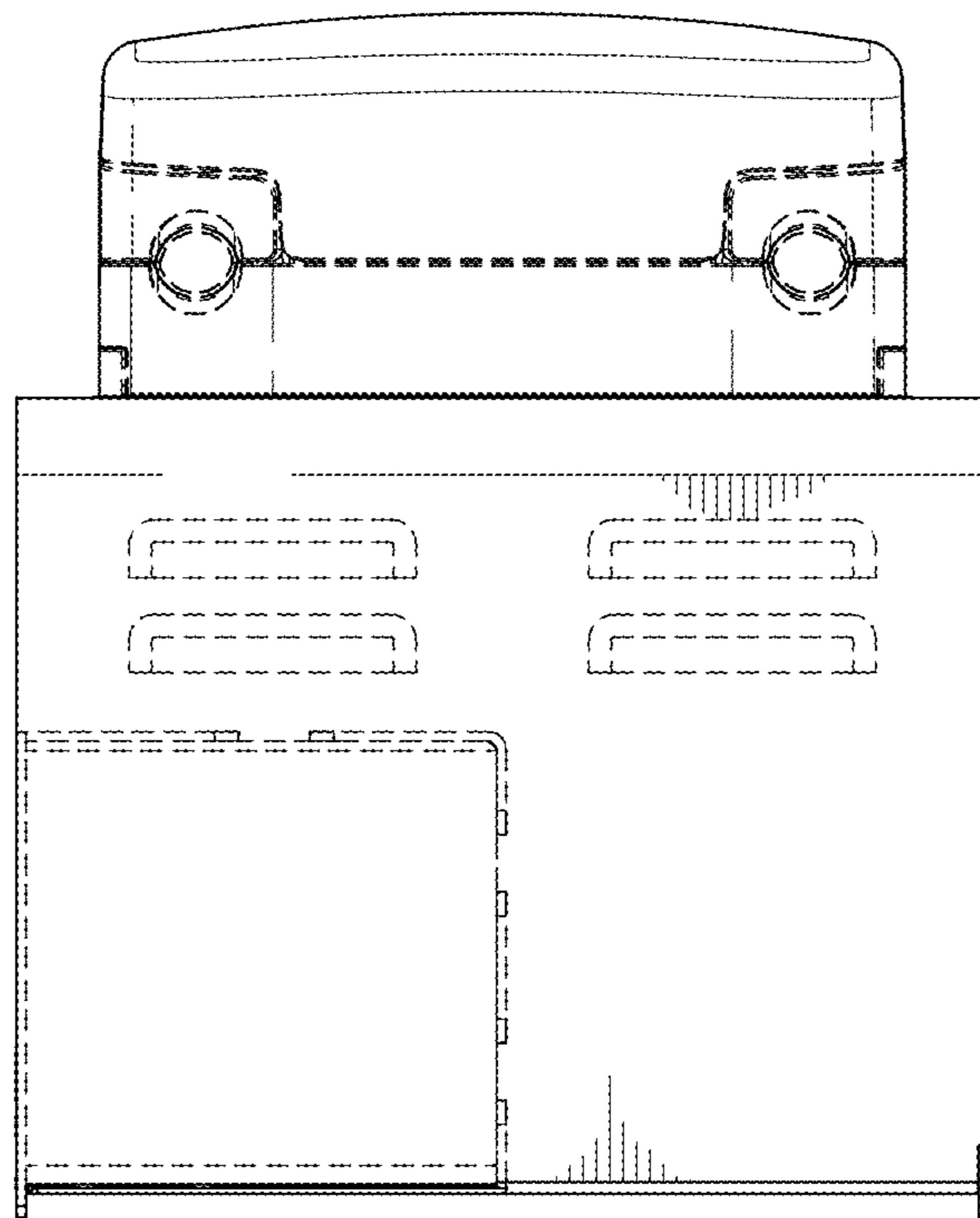


FIG. 3

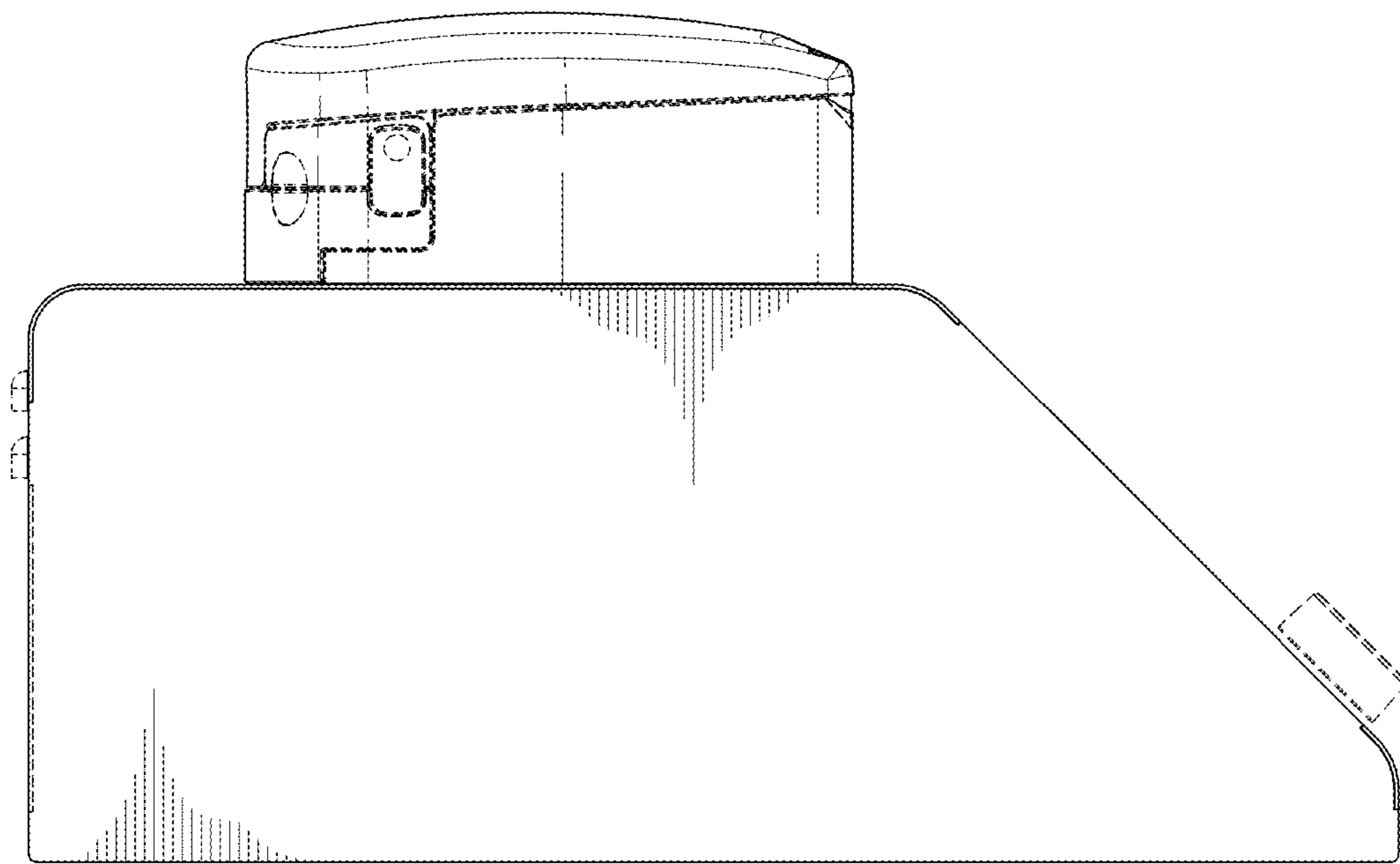


FIG.4

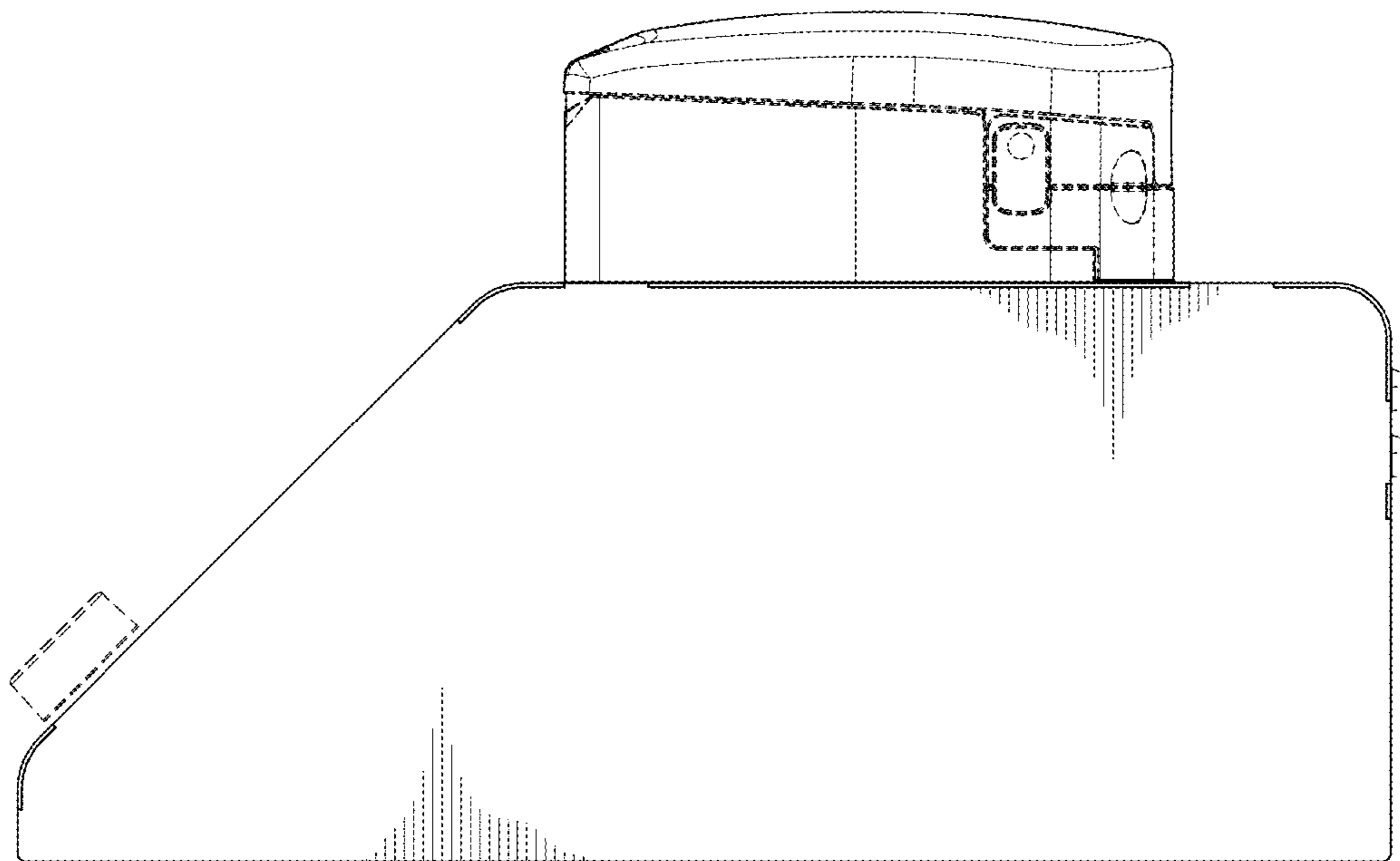


FIG. 5

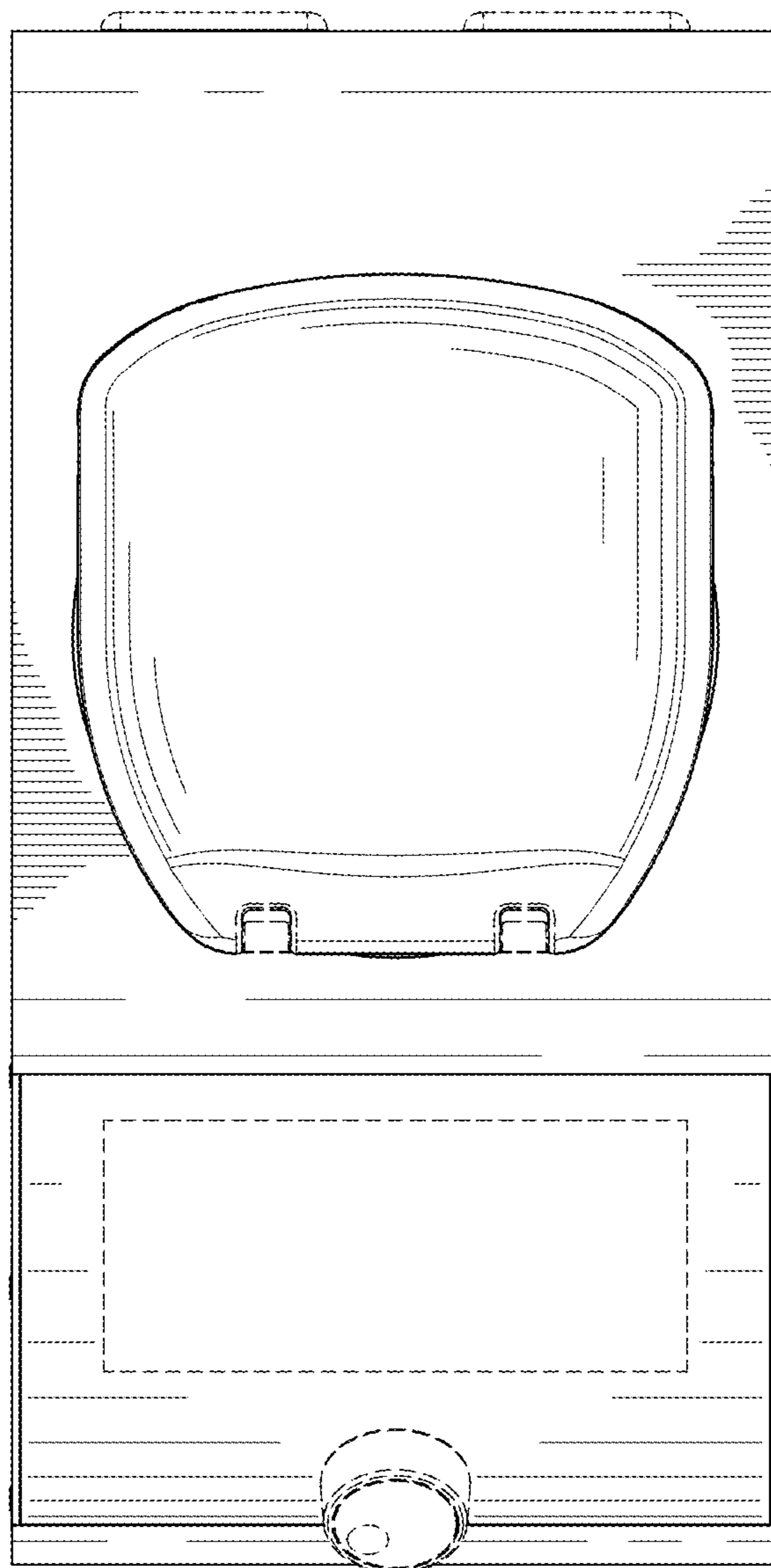


FIG.6




FIG. 7

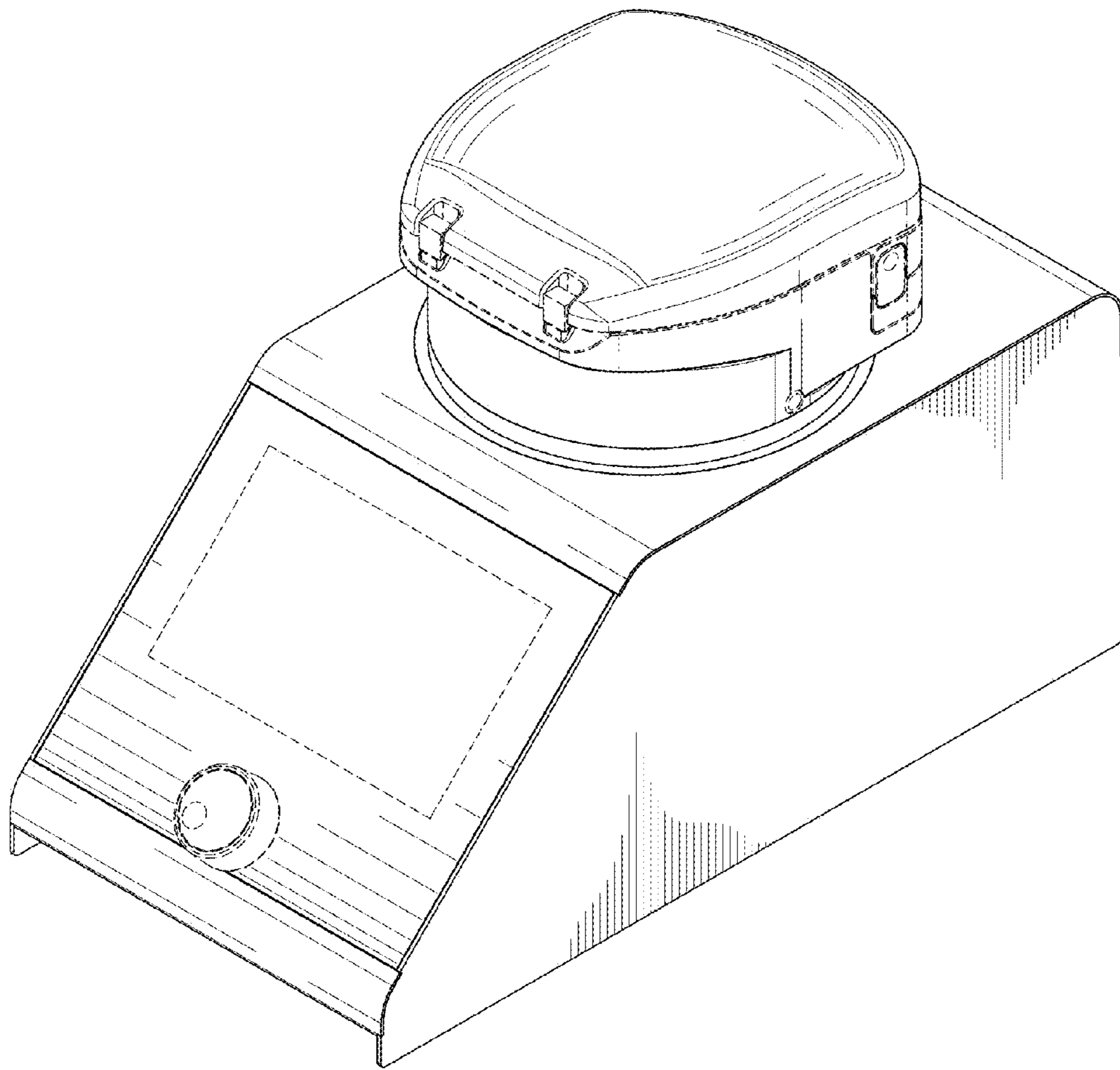


FIG. 8

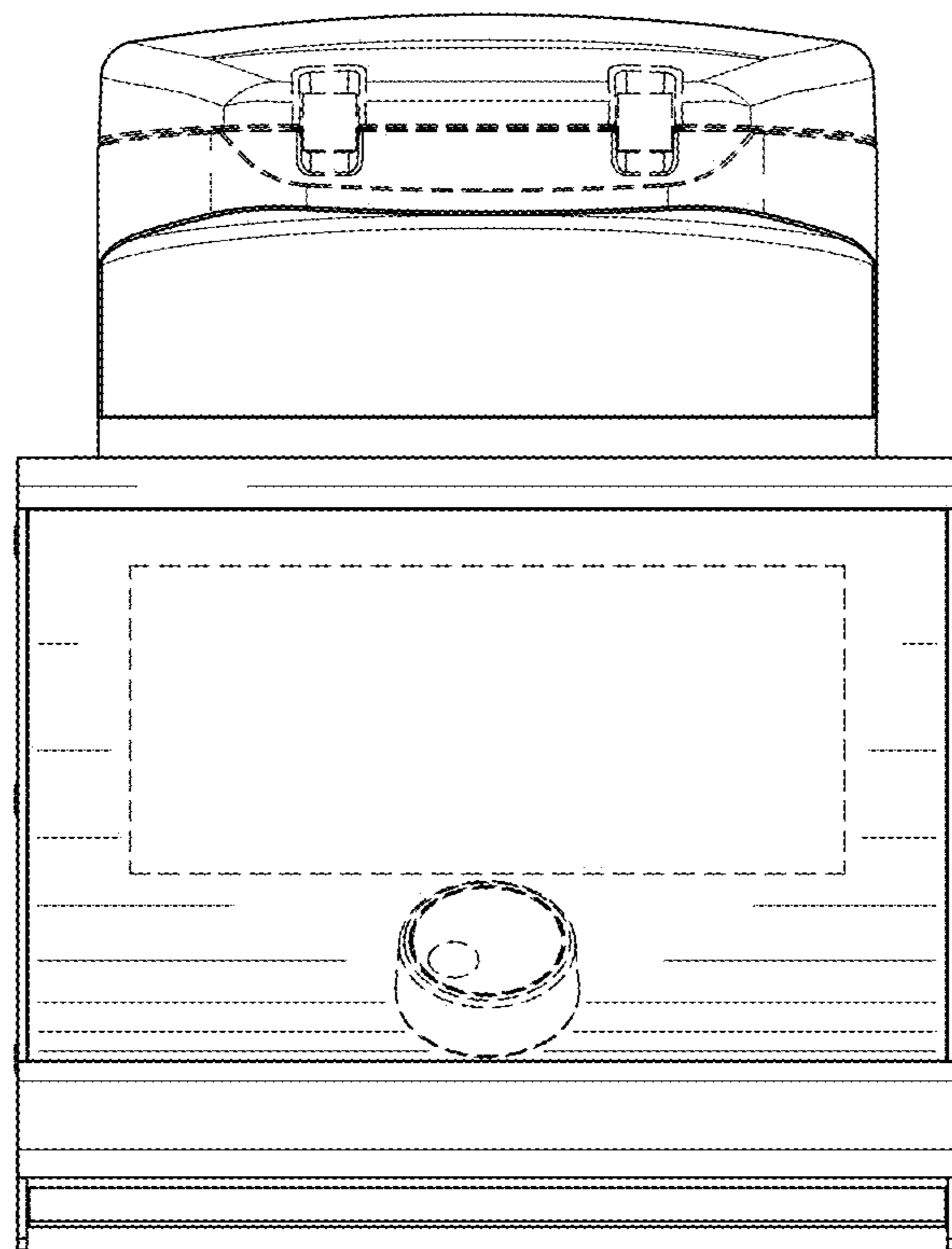


FIG. 9

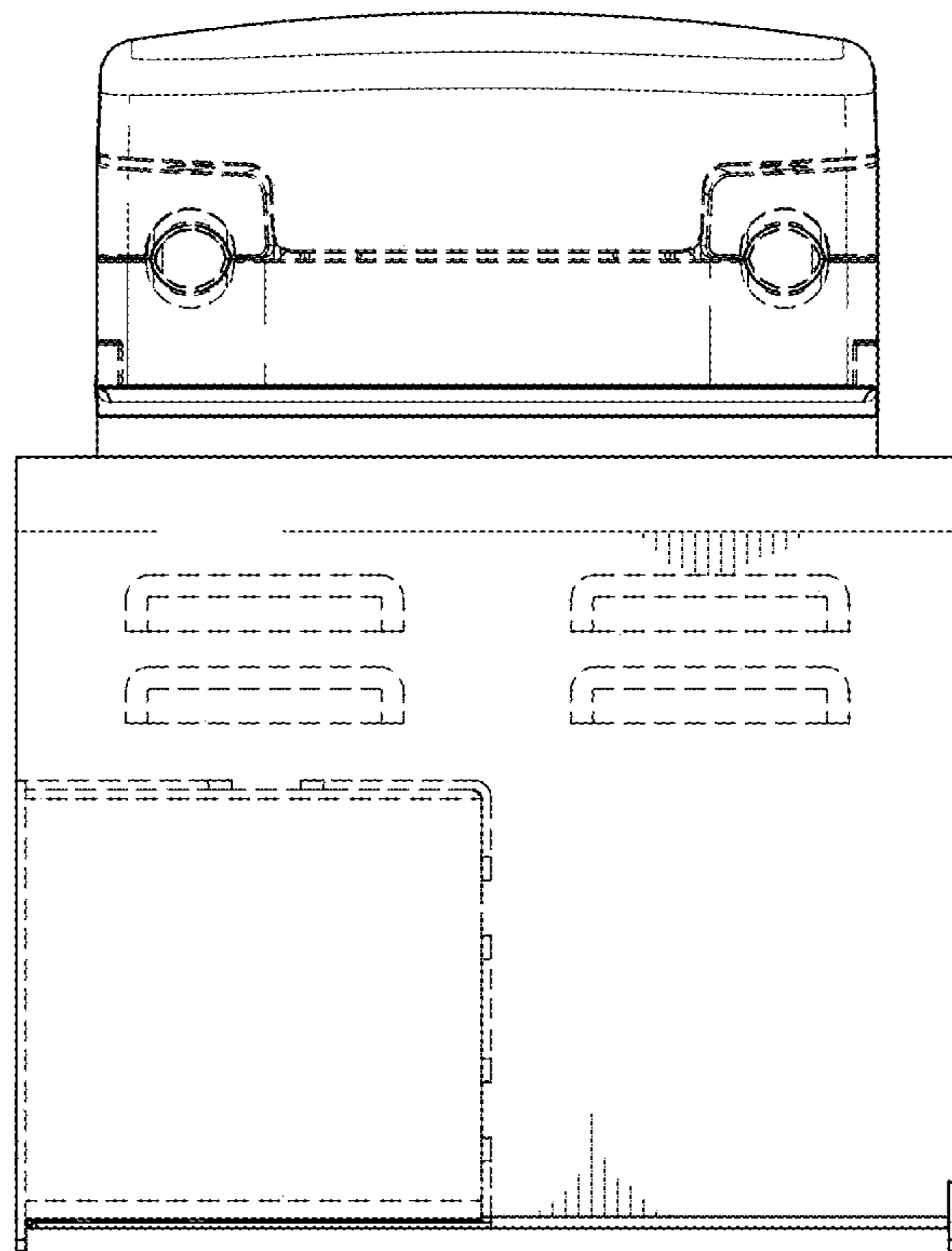


FIG. 10

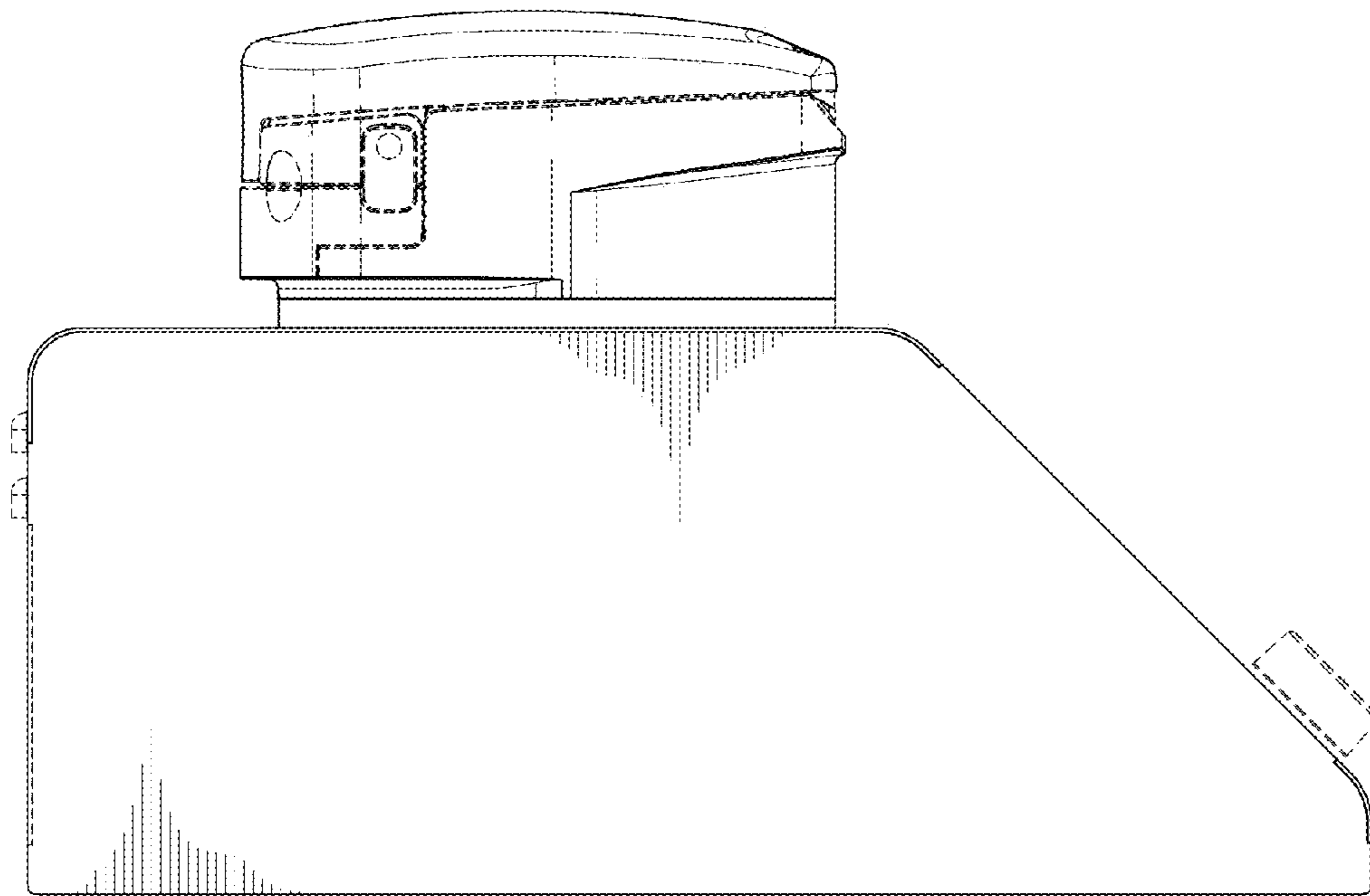


FIG. 11

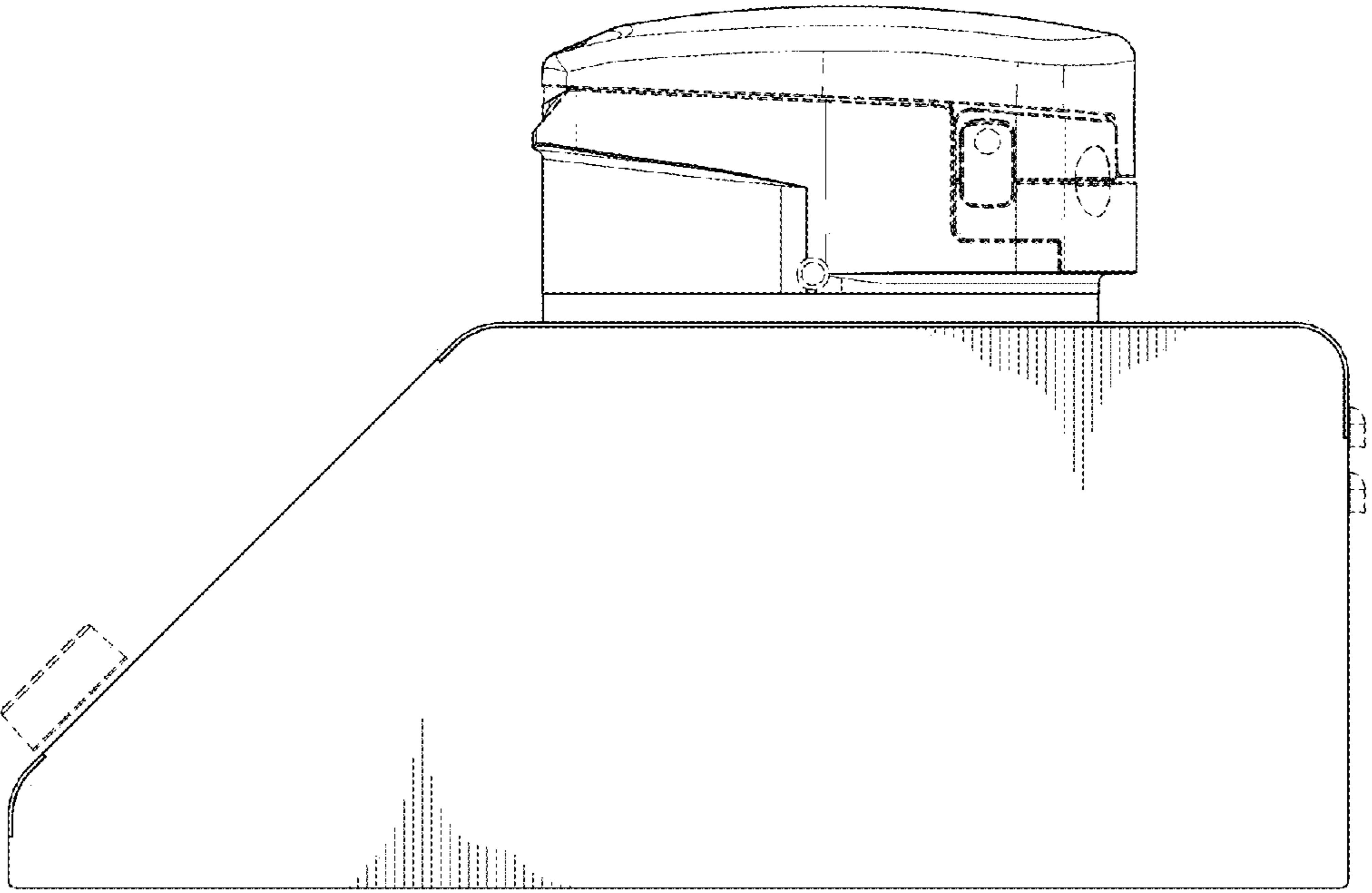


FIG. 12

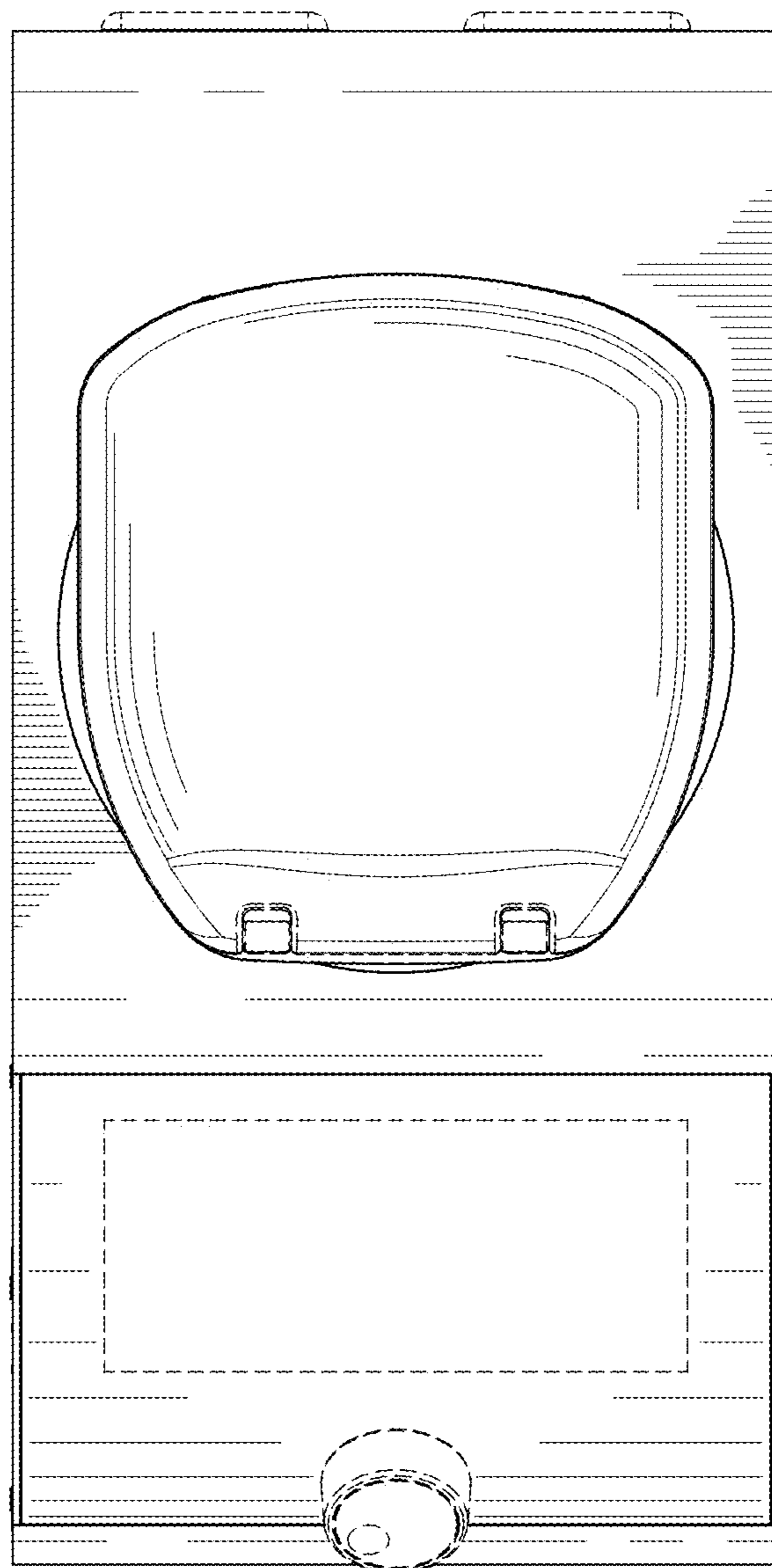


FIG. 13




FIG. 14