



US00D768831S

(12) **United States Design Patent** (10) **Patent No.:** **US D768,831 S**
Buettner et al. (45) **Date of Patent:** **** Oct. 11, 2016**

(54) **HEATING DEVICE**

(56) **References Cited**

(71) Applicant: **Robert Bosch GmbH**, Stuttgart (DE)

U.S. PATENT DOCUMENTS

(72) Inventors: **Christian Buettner**, Stuttgart (DE);
Markus Turber, Stuttgart (DE);
Markus Mottscheller, Nürnberg (DE);
Sven Lüdicke, Hamburg (DE)

D249,684	S	*	9/1978	Rams	D14/214
D397,115	S	*	8/1998	Gremchuck	D14/214
6,389,226	B1	*	5/2002	Neale	F24H 1/102 392/485
D496,924	S	*	10/2004	Salyer	D14/214
7,046,922	B1	*	5/2006	Sturm	F24H 9/2028 392/465
D541,259	S	*	4/2007	Pincek	D14/214
D585,051	S	*	1/2009	Marchand	D14/214
D616,536	S	*	5/2010	Lee	D23/318
D621,490	S	*	8/2010	Schmidt	D23/319
D628,979	S	*	12/2010	Yagi	D14/214

(73) Assignee: **Robert Bosch GmbH**, Stuttgart (DE)

(**) Term: **14 Years**

(21) Appl. No.: **29/514,701**

(22) Filed: **Jan. 15, 2015**

(30) **Foreign Application Priority Data**

Jul. 15, 2014 (EM) 002502922

(51) **LOC (10) Cl.** **23-03**

(52) **U.S. Cl.**
USPC **D23/318**

(58) **Field of Classification Search**

USPC D23/314, 325, 329, 333, 334, 335, 342,
D23/355, 356, 358, 359, 364, 386, 387, 388,
D23/389, 390, 391, 315, 316, 317, 318, 319,
D23/320, 321, 322, 323, 324, 328, 330, 331,
D23/332, 336, 337, 338, 339, 340, 341, 343,
D23/344, 345, 346, 347, 348, 349, 350, 351,
D23/352, 357, 361; D14/214, 225, 235,
D14/237, 240, 241, 255, 356, 362;
D13/184; 392/449, 465, 485, 494
CPC F24C 7/10; F24H 9/2071; F24H 9/2064;
F24H 1/06; F24H 9/2028; F24H 9/02;
F24H 9/128; F24H 9/2021; F24H 9/2007;
F24H 9/0005; F24H 1/08; F24H 7/00;
F24H 4/00; F24H 2/142; H05B 3/78
See application file for complete search history.

(Continued)

Primary Examiner — T. Chase Nelson

Assistant Examiner — Ania Aman

(74) *Attorney, Agent, or Firm* — Maginot, Moore & Beck
LLP


(57) **CLAIM**

The ornamental design for a heating device, as shown and described.

DESCRIPTION

FIG. 1 is a perspective view of a heating device showing our new design;
FIG. 2 is a front elevational view showing the design for the heating device of FIG. 1;
FIG. 3 is a rear elevational view showing the design for the heating device of FIG. 1;
FIG. 4 is a left side elevational view showing the design for the heating device of FIG. 1;
FIG. 5 is a right side elevational view showing the design for the heating device of FIG. 1;
FIG. 6 is a top plan view showing the design for the heating device of FIG. 1; and,
FIG. 7 is a bottom plan view showing the design for the heating device of FIG. 1.
The broken lines shown in the drawings illustrate portions of the heating device that form no part of the claimed design.

1 Claim, 7 Drawing Sheets



(56)

References Cited

U.S. PATENT DOCUMENTS

D641,460 S *	7/2011	Choi	D23/318	2010/0290765 A1*	11/2010	Lee	F24H 3/0411
8,297,525 B1 *	10/2012	Bolivar	H05B 3/78					392/485
				236/20 R	2012/0031387 A1*	2/2012	Sharpe	F23G 5/50
D682,250 S *	5/2013	Mattioli	D14/172					126/58
D687,768 S *	8/2013	Minamikawa	D13/107	2012/0060772 A1*	3/2012	Roy	F23N 1/002
D714,259 S *	9/2014	Galler	D14/221					122/14.2
D731,633 S *	6/2015	Farone	D23/364	2012/0079995 A1*	4/2012	Jacques	F24H 9/148
D732,005 S *	6/2015	Davies	D14/215					122/19.2
D741,293 S *	10/2015	Baird	D14/214	2012/0275775 A1*	11/2012	Iskrenovic	F24H 1/142
D745,128 S *	12/2015	Farone	D23/355					392/483
9,316,408 B2 *	4/2016	Justus	F24H 1/06	2013/0188940 A1*	7/2013	Hacham-Yona	F24H 9/2021
2006/0088302 A1*	4/2006	Sturm	F24H 9/2028					392/498
				392/480	2014/0064716 A1*	3/2014	Cohen	F24H 9/2021
2009/0229540 A1*	9/2009	Chang	F24H 1/0009					392/441
				122/17.1	2015/0147054 A1*	5/2015	Green	F16K 49/002
									392/449
					2016/0060873 A1*	3/2016	Sugatani	E04D 13/178
									29/401.1

* cited by examiner




FIG. 1




FIG. 2




FIG. 3




FIG. 4




FIG. 5




FIG. 6




FIG. 7