



US00D768814S

(12) **United States Design Patent**
Dong et al.

(10) **Patent No.:** **US D768,814 S**
(45) **Date of Patent:** **** Oct. 11, 2016**

(54) **WATER PURIFYING FILTER**
(71) Applicants: **MICROFILTER CO., LTD.**,
Chungcheongbuk-do (KR); **Joung Whi Dong**, Seoul (KR)
(72) Inventors: **Joung Whi Dong**, Seoul (KR); **Jaek Lee**, Chungcheongbuk-do (KR); **Pilkang Hwang**, Chungcheongbuk-do (KR)
(73) Assignees: **MICROFILTER CO., LTD.**,
Chungcheongbuk-Do (KR); **Joung Whi Dong**, Seoul (KR)

D472,604 S * 4/2003 Fritze D23/209
D541,371 S * 4/2007 McKay D23/209
D546,412 S * 7/2007 Kennedy D23/209
D599,880 S * 9/2009 Rampen D23/209
D620,549 S * 7/2010 Swain D23/209
7,763,170 B2 * 7/2010 Bassett B01D 27/08
210/232
D679,779 S * 4/2013 Reid D23/209
D690,795 S * 10/2013 Reif D23/209
8,562,831 B2 * 10/2013 Bors B01D 35/306
210/232

(**) Term: **15 Years**
(21) Appl. No.: **29/535,115**
(22) Filed: **Aug. 4, 2015**

* cited by examiner
Primary Examiner — Robin V Webster
(74) *Attorney, Agent, or Firm* — Harness, Dickey & Pierce, P.L.C.


(30) **Foreign Application Priority Data**
Mar. 16, 2015 (KR) 30-2015-0013155
(51) **LOC (10) Cl.** **23-01**
(52) **U.S. Cl.**
USPC **D23/209**
(58) **Field of Classification Search**
USPC D23/213, 207, 209; 210/232, 234, 236,
210/493.2; 285/360, 361
CPC ... B01D 35/30; B01D 35/153; B01D 35/157
See application file for complete search history.

(57) **CLAIM**
The ornamental design for a water purifying filter, as shown and described.

(56) **References Cited**
U.S. PATENT DOCUMENTS
D322,836 S * 12/1991 Petrucci D23/209
D356,625 S * 3/1995 Petrucci D23/209

DESCRIPTION
FIG. 1 is a perspective view of the water purifying filter, showing our new design;
FIG. 2 is an enlarged view of the water purifying filter;
FIG. 3 is a front view of the water purifying filter;
FIG. 4 is a rear view of the water purifying filter;
FIG. 5 is a left side view of the water purifying filter;
FIG. 6 is a right side view of the water purifying filter;
FIG. 7 is a top view of the water purifying filter; and,
FIG. 8 is a bottom view of the water purifying filter.
As described in FIG. 2, the head of the water purifying filter is shaped as circular.
The details shown in broken lines are for illustrative purposes only and form no part of the claimed design.

1 Claim, 8 Drawing Sheets






FIG. 1

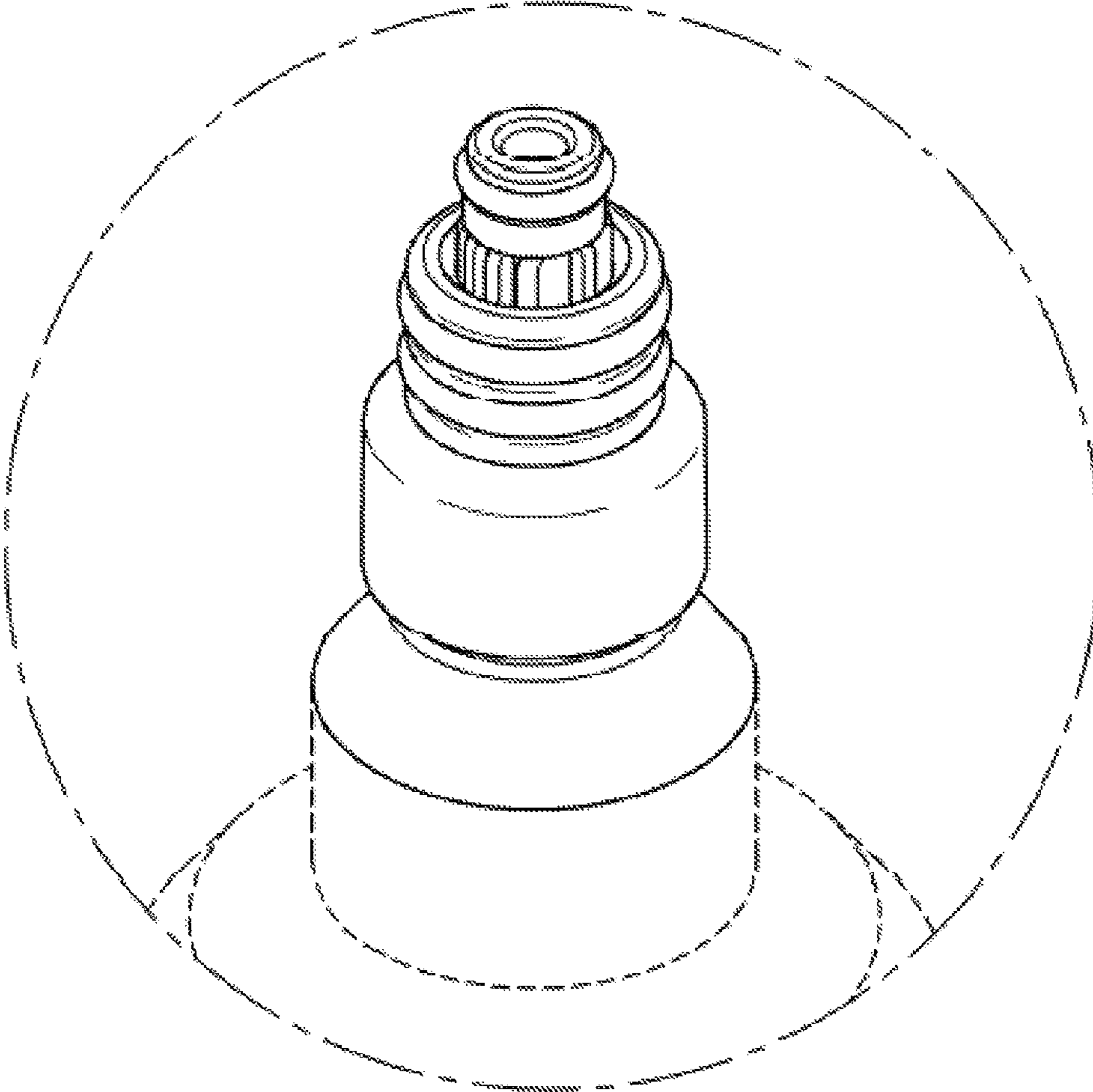


Fig. 2




FIG. 3




FIG. 4




FIG. 5



FIG. 6

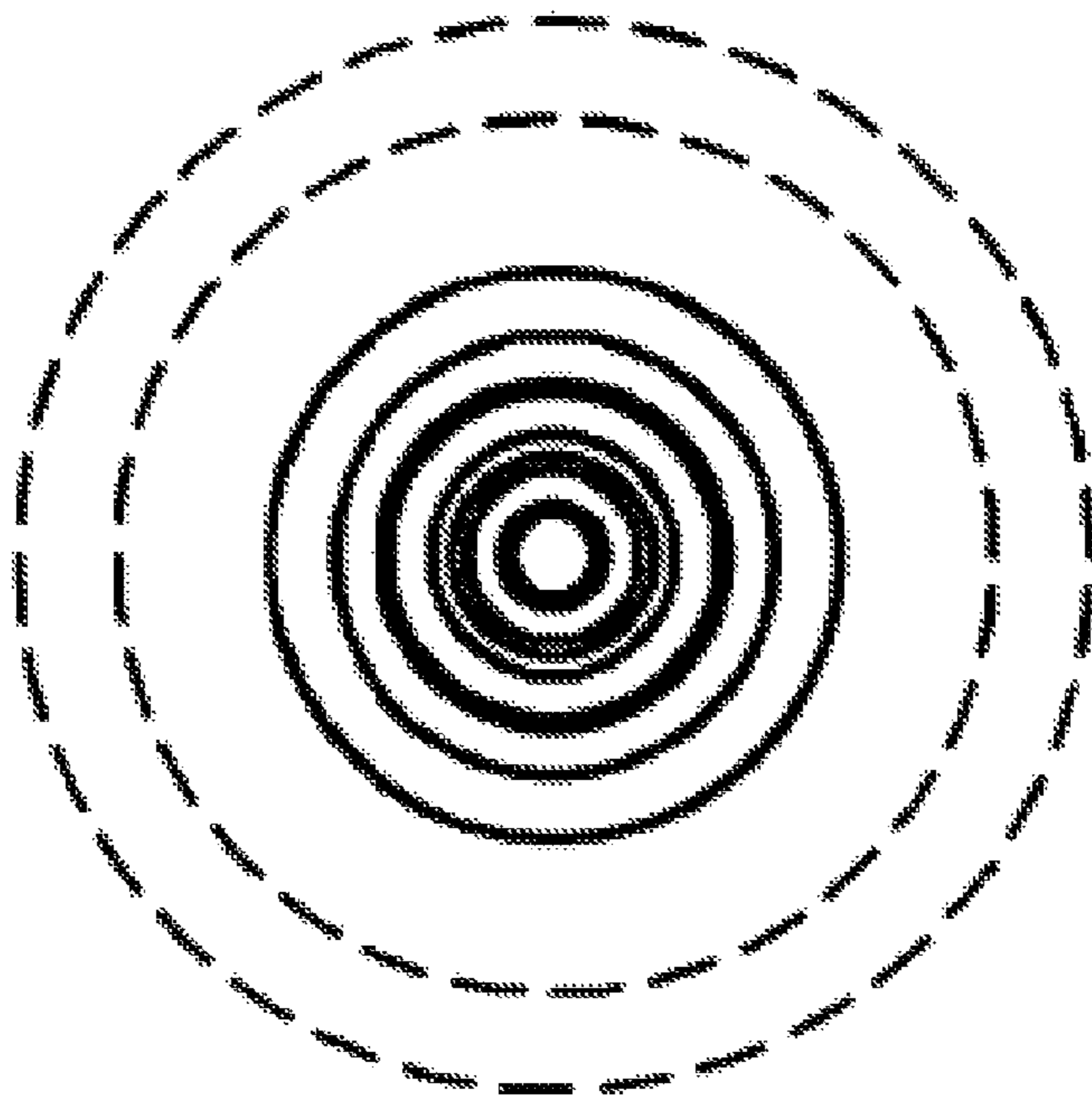


FIG. 7

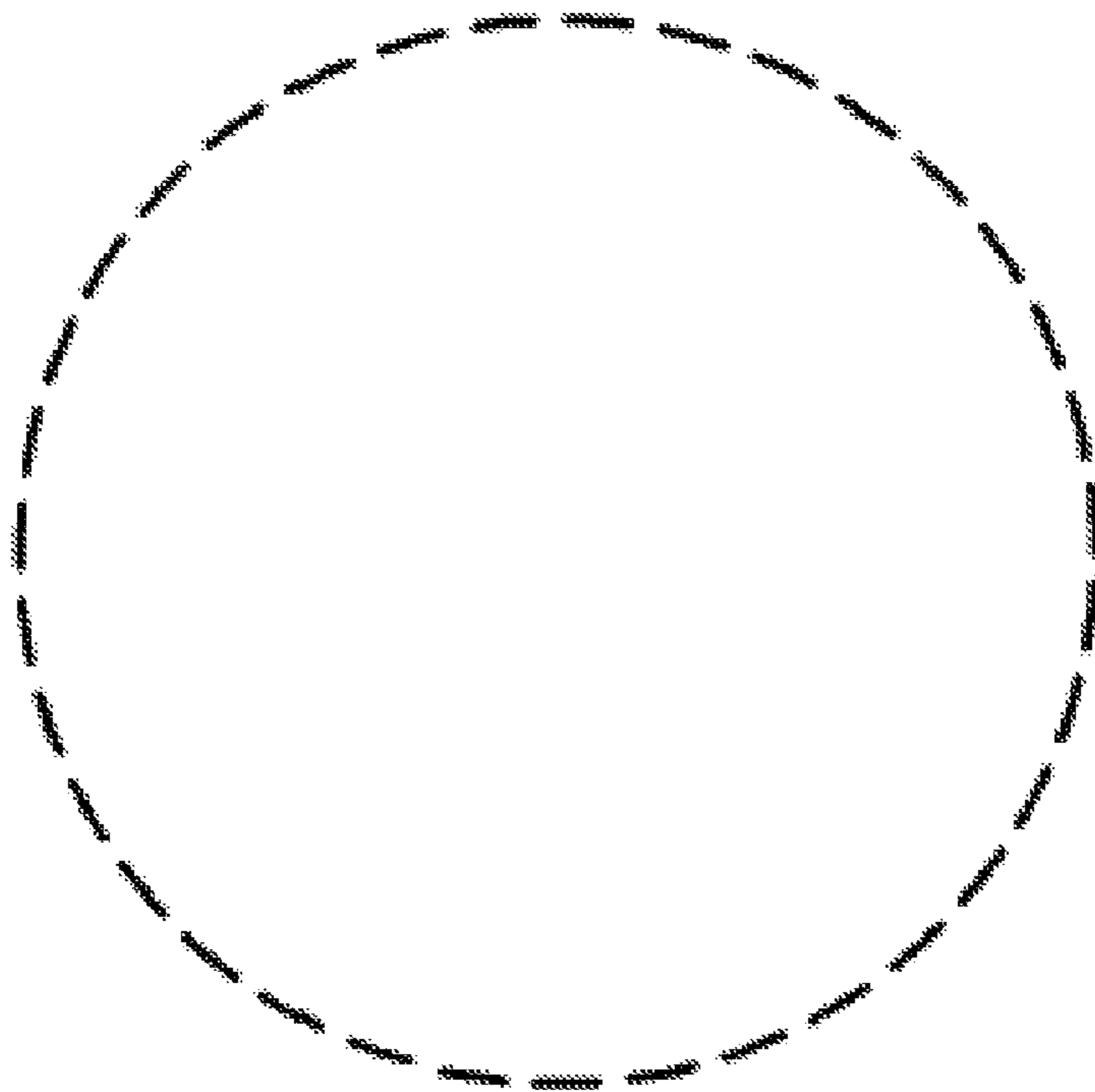


FIG. 8