



US00D768804S

(12) **United States Design Patent**  
**Mundhra**

(10) **Patent No.:** **US D768,804 S**

(45) **Date of Patent:** **\*\* Oct. 11, 2016**

(54) **KNIFE HANDLE**

D699,808 S \* 2/2014 Nordwall ..... D22/118  
D709,982 S \* 7/2014 Freeman ..... D22/118  
D750,193 S \* 2/2016 Lyman ..... D22/118

(71) Applicant: **Siya, Inc.**, Santa Fe Springs, CA (US)

\* cited by examiner

(72) Inventor: **Sudhir Mundhra**, Cerritos, CA (US)

*Primary Examiner* — Catheri Oliver-Garcia

(73) Assignee: **SIYA, INC.**, Santa Fe Springs, CA (US)

(74) *Attorney, Agent, or Firm* — Cislo & Thomas, LLP

(\*\*) Term: **14 Years**

(21) Appl. No.: **29/515,859**

(57) **CLAIM**

I claim the ornamental design for a knife handle, as shown and described herein.

(22) Filed: **Jan. 27, 2015**

(51) **LOC (10) Cl.** ..... **22-02**

(52) **U.S. Cl.**  
USPC ..... **D22/118**

(58) **Field of Classification Search**  
USPC ..... D22/118; D8/95–99; 30/151–154, 160,  
30/294, 329, 333–334, 336–338, 340;  
D7/649  
CPC ..... B26B 1/042; B26B 1/048  
See application file for complete search history.

**DESCRIPTION**

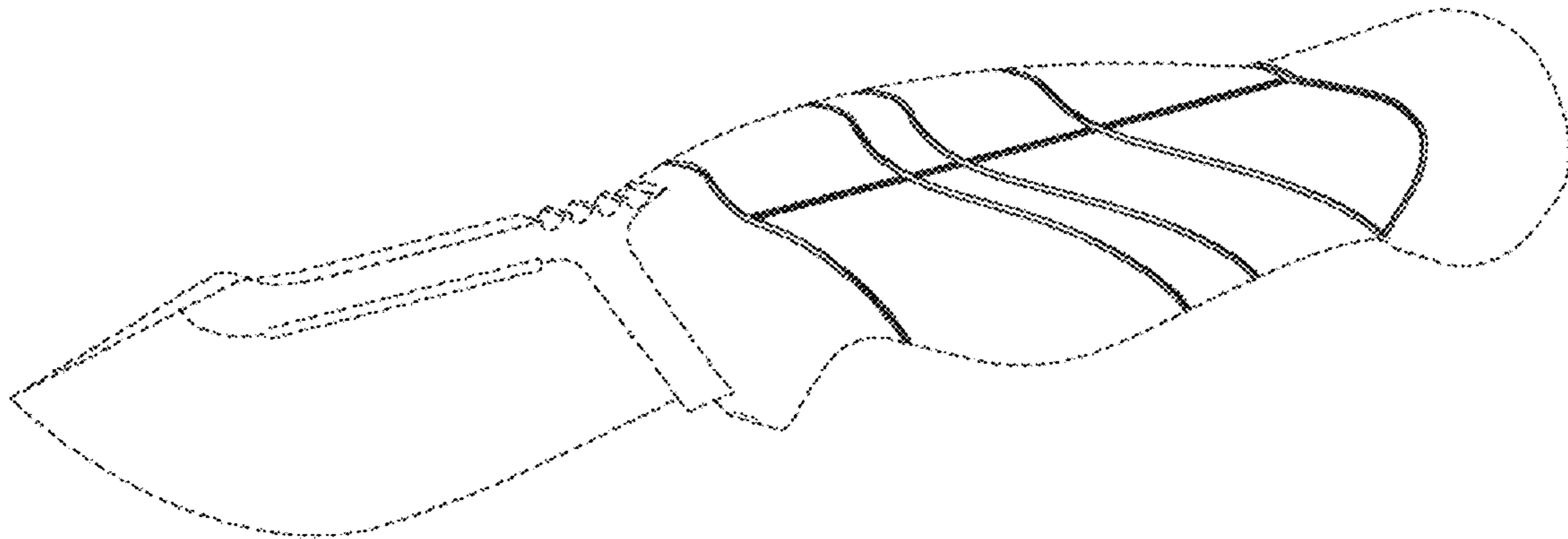
FIG. 1 is a front perspective view of a knife handle showing the new design;  
FIG. 2 is a front elevation view thereof;  
FIG. 3 is a rear elevation view thereof;  
FIG. 4 is a right side elevation view thereof;  
FIG. 5 is a left side elevation view thereof;  
FIG. 6 is a top plan view thereof; and,  
FIG. 7 is a bottom plan view thereof.  
The broken lines show portions of the knife handle that form no part of the claimed design.

(56) **References Cited**

U.S. PATENT DOCUMENTS

D234,836 S \* 4/1975 Culling ..... D22/118  
D573,682 S \* 7/2008 Martinez ..... D22/118

**1 Claim, 2 Drawing Sheets**



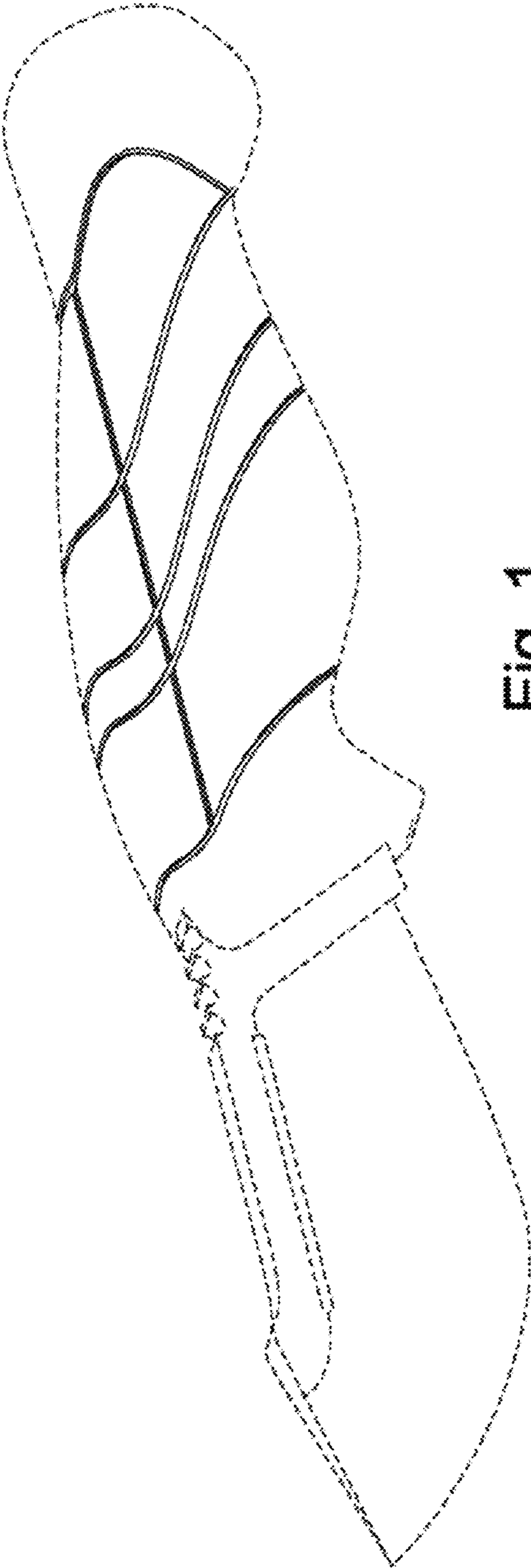


Fig. 1

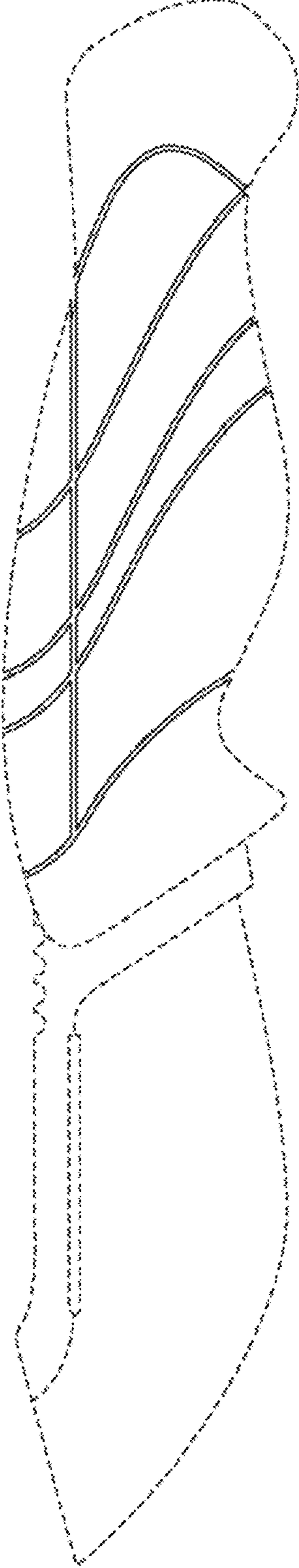


Fig. 2

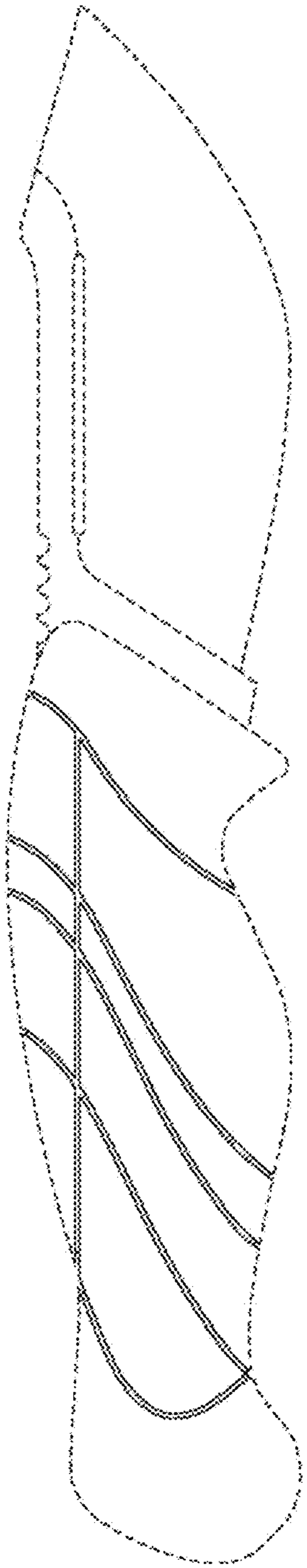


Fig. 3




Fig. 4




Fig. 5

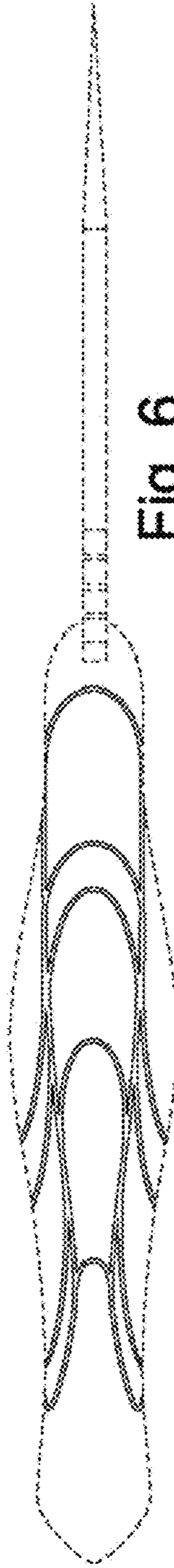


Fig. 6

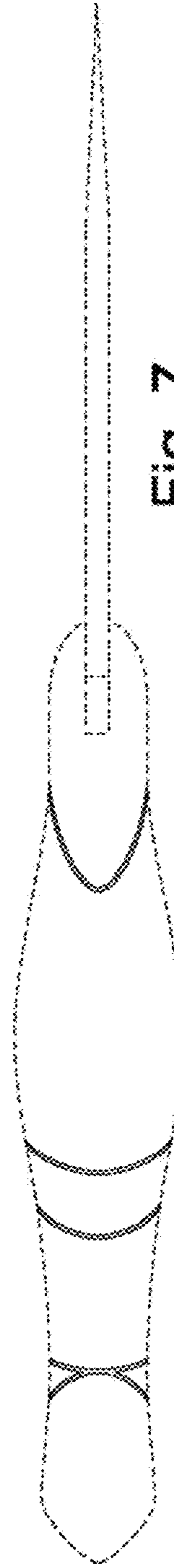


Fig. 7