



US00D768776S

(12) **United States Design Patent**
Foxcroft et al.

(10) **Patent No.:** **US D768,776 S**
(45) **Date of Patent:** **** *Oct. 11, 2016**

- (54) **BASKETBALL COURT BOARD**
- (71) Applicant: **Fox 40 International Inc.**, Hamilton (CA)
- (72) Inventors: **David Ronald Foxcroft**, Hamilton (CA); **Gareth Edwards**, Toronto (CA)
- (*) Notice: This patent is subject to a terminal disclaimer.
- (**) Term: **14 Years**
- (21) Appl. No.: **29/514,114**
- (22) Filed: **Jan. 8, 2015**
- (51) **LOC (10) Cl.** **19-06**
- (52) **U.S. Cl.**
USPC **D19/113**
- (58) **Field of Classification Search**
USPC D7/551.1, 571; D19/88, 113, 114; D21/334, 335, 337, 338, 339, 349, 350, D21/355, 356, 357, 780, 781, 788, 799.1; 434/84
CPC A63B 2071/0602; B42F 9/001; G09B 19/0038; G09B 19/22; G09B 29/001
See application file for complete search history.

4,261,568	A *	4/1981	Such	A63F 7/0668	273/108.5
D325,306	S *	4/1992	Barfield	D21/355	
5,123,653	A *	6/1992	Murphy	A63F 3/00047	273/244
5,431,397	A *	7/1995	Eckel	A63F 7/0668	273/108.1
5,472,191	A *	12/1995	Hendricks	A63F 3/00047	273/244
5,749,581	A *	5/1998	Poisson	A63F 3/00047	273/244
5,827,072	A *	10/1998	Neufer	A63B 69/002	434/247
5,853,172	A *	12/1998	Yetken	A63F 7/0668	273/108.1
D460,984	S *	7/2002	McGowan	D19/113	
6,464,507	B1 *	10/2002	Bailey	G09B 19/0038	434/247
6,631,905	B1 *	10/2003	Slade	A63B 69/0071	273/244
7,204,487	B1 *	4/2007	Pohl	A63F 7/06	273/108.1
7,293,771	B1 *	11/2007	Montgomery	A63F 3/00047	273/244
D557,051	S *	12/2007	Adoboe	D6/582	
7,497,440	B1 *	3/2009	Montgomery	A63F 3/00047	273/239
D597,358	S *	8/2009	Smith, Jr.	D6/597	
D605,718	S *	12/2009	Jenkins	D21/698	

* cited by examiner

Primary Examiner — Elizabeth Albert

(56) **References Cited**

U.S. PATENT DOCUMENTS

3,545,763	A *	12/1970	Seitz	A63F 3/00028	273/244
3,685,170	A *	8/1972	Fairleigh	G09B 1/08	273/239
3,689,069	A *	9/1972	Rogers	A63F 7/0612	273/317.3
3,827,691	A *	8/1974	Benander	A63F 7/0612	273/108.5
4,052,064	A *	10/1977	Kennoy	A63F 3/00028	273/317.3

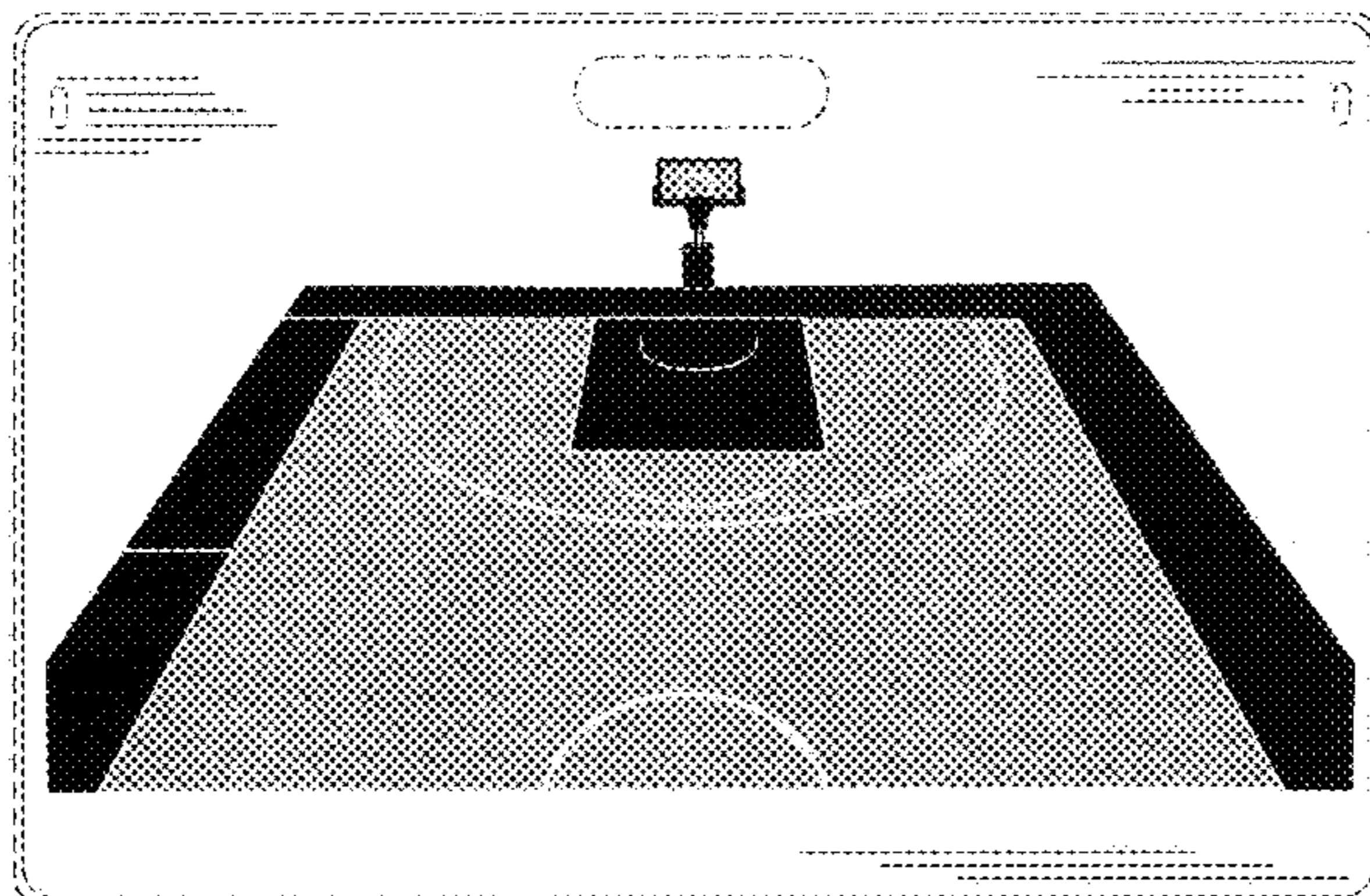
(57) **CLAIM**

The ornamental design for a basketball court board, as shown and described.

DESCRIPTION

FIG. 1 is a plan view of a basketball court board; and, FIG. 2 is a side plan view of the board. The broken lines in FIGS. 1 and 2 are included for the purpose of showing portions of the basketball court board that form no part of the claimed design.

1 Claim, 2 Drawing Sheets



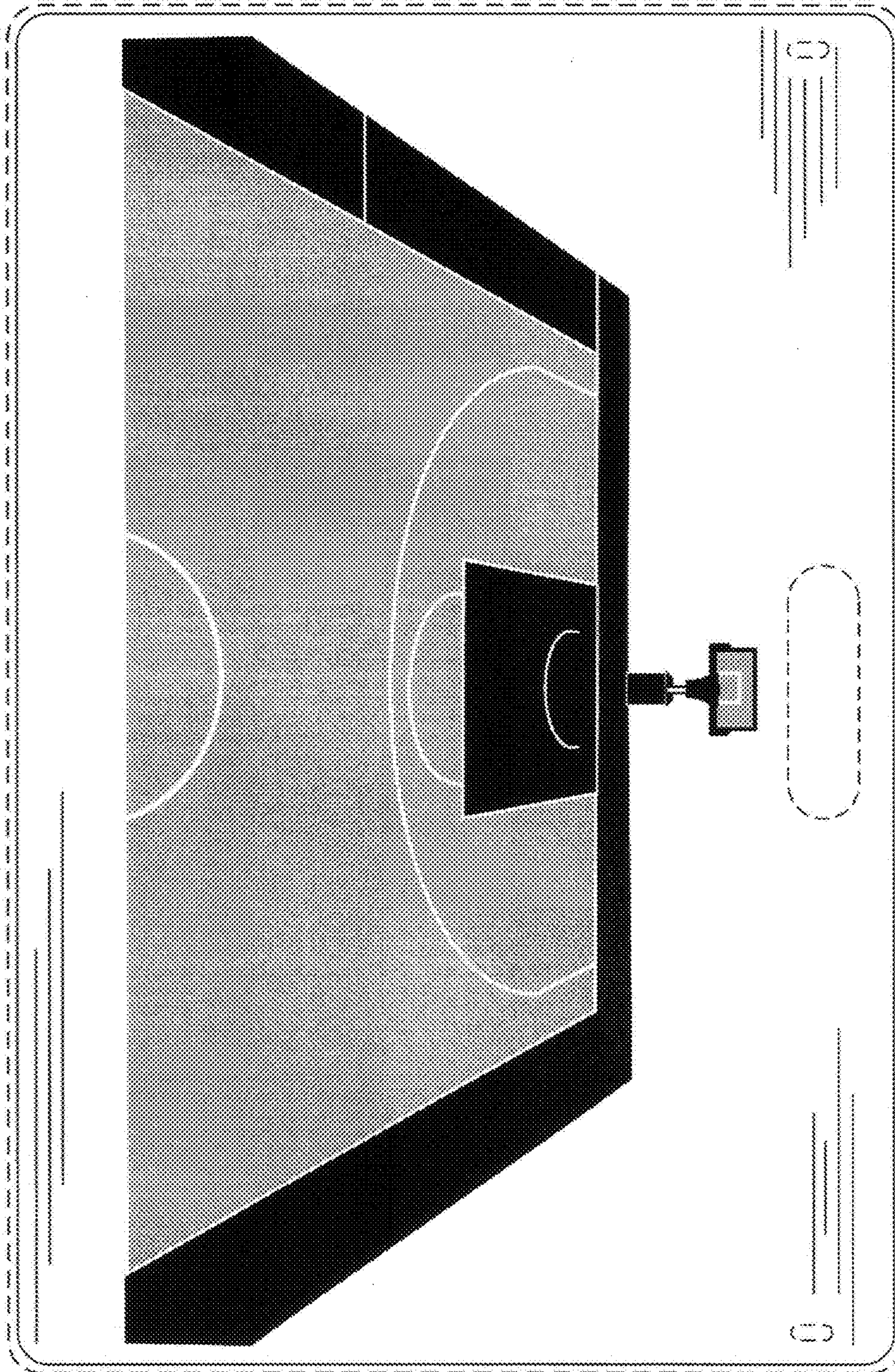


FIG. 1

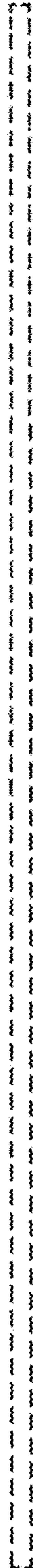


FIG. 2