



US00D768771S

(12) **United States Design Patent** (10) **Patent No.:** **US D768,771 S**
Lipscomb et al. (45) **Date of Patent:** **** Oct. 11, 2016**

(54) **TEMPLATE**
(71) Applicant: **Fiskars Brands, Inc.**, Madison, WI (US)
(72) Inventors: **Daniel J. Lipscomb**, Prairie Du Sac, WI (US); **Douglas R. Nelson**, Madison, WI (US); **Stephen P. Dechant**, Lodi, WI (US)
(73) Assignee: **Fiskars Brands, Inc.**, Madison, WI (US)
(**) Term: **15 Years**
(21) Appl. No.: **29/527,353**
(22) Filed: **May 18, 2015**
(51) **LOC (10) Cl.** **19-06**
(52) **U.S. Cl.**
USPC **D19/39**
(58) **Field of Classification Search**
USPC D7/550.1, 554.3; D10/62, 64, 71; D19/37, 39, 40
CPC A41H 3/01; A41H 3/015; B43L 13/20; B43L 13/201; B43L 13/203; B43L 13/205; B43L 13/206; B43L 13/208; Y10T 83/875
See application file for complete search history.

3,037,293 A * 6/1962 Yost B43L 11/06 33/565
3,581,970 A * 6/1971 Colato A47G 23/06 220/626
4,083,453 A * 4/1978 Berger A47G 23/06 206/564
D279,797 S * 7/1985 Brunetto D10/64
D282,671 S * 2/1986 Papsdorf D10/64
5,511,316 A * 4/1996 Fischer B43L 13/201 33/1 F
6,216,354 B1 * 4/2001 Carbone B43L 13/20 33/27.01
D448,801 S * 10/2001 Lariviere, Jr. D10/64
D449,338 S * 10/2001 Lariviere, Jr. D10/64
6,321,457 B1 * 11/2001 Lariviere, Jr. B26B 29/06 33/562
6,708,413 B2 3/2004 Carlson et al.
6,722,051 B2 4/2004 Carlson et al.
6,813,839 B2 11/2004 McLean et al.
6,877,243 B2 4/2005 Carlson et al.
6,951,058 B2 10/2005 McLean et al.
D519,562 S * 4/2006 Phillips D19/39
7,150,108 B2 * 12/2006 Babb A61B 5/435 33/511
8,006,843 B1 * 8/2011 McFarland B65D 1/34 206/503

* cited by examiner

Primary Examiner — Elizabeth Albert
(74) *Attorney, Agent, or Firm* — Foley & Lardner LLP

(57) **CLAIM**
We claim the ornamental design for a template, as shown and described.

(56) **References Cited**

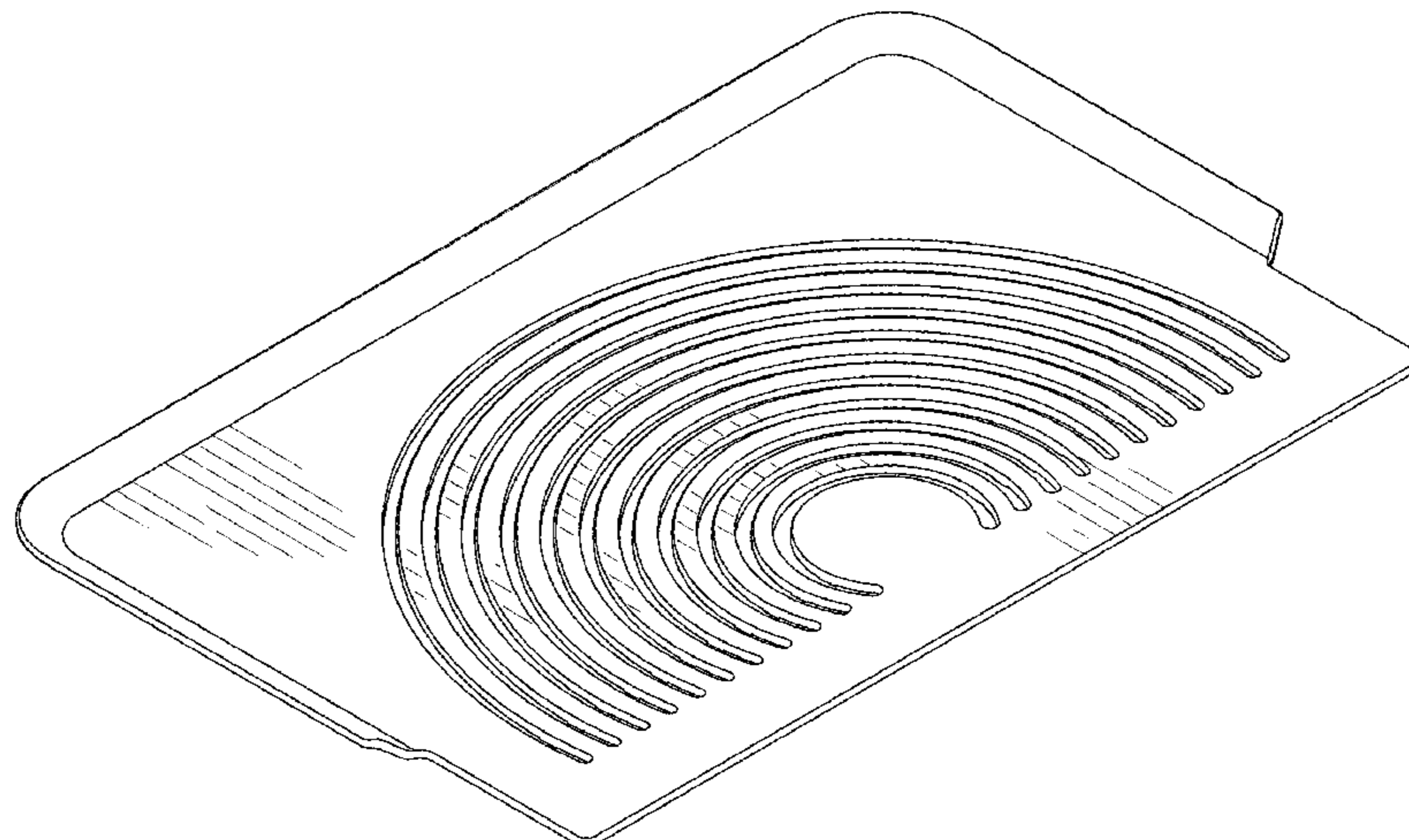
U.S. PATENT DOCUMENTS

1,604,232 A * 10/1926 Lipke B43L 13/205 33/1 A
2,014,190 A * 9/1935 Simon B43L 7/005 33/1 N
D141,882 S * 7/1945 Matson 33/565
2,478,071 A * 8/1949 Agrillo B43L 13/205 33/565
2,500,873 A * 3/1950 Sager G11B 3/34 33/563
D167,043 S * 6/1952 Kintz 33/563
2,777,626 A * 1/1957 French B32B 27/00 156/228

DESCRIPTION

FIG. 1 is an isometric view of a template showing our new design;
FIG. 2 is a top plan view thereof;
FIG. 3 is a bottom plan view thereof;
FIG. 4 is a right side elevational view thereof;
FIG. 5 is a left side elevational view thereof;
FIG. 6 is a front elevational view thereof; and,
FIG. 7 is a rear elevational view thereof.

1 Claim, 5 Drawing Sheets



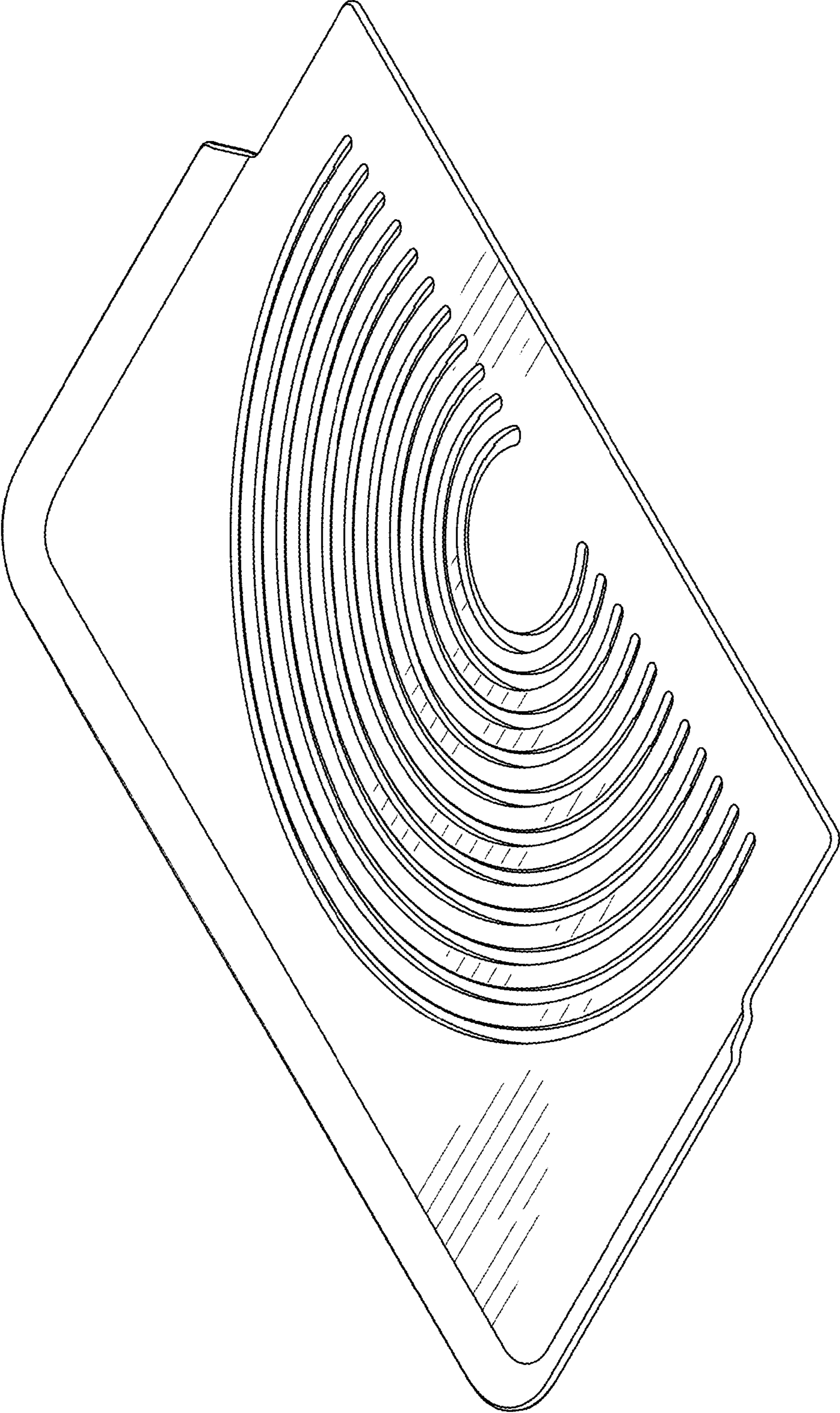


FIG. 1

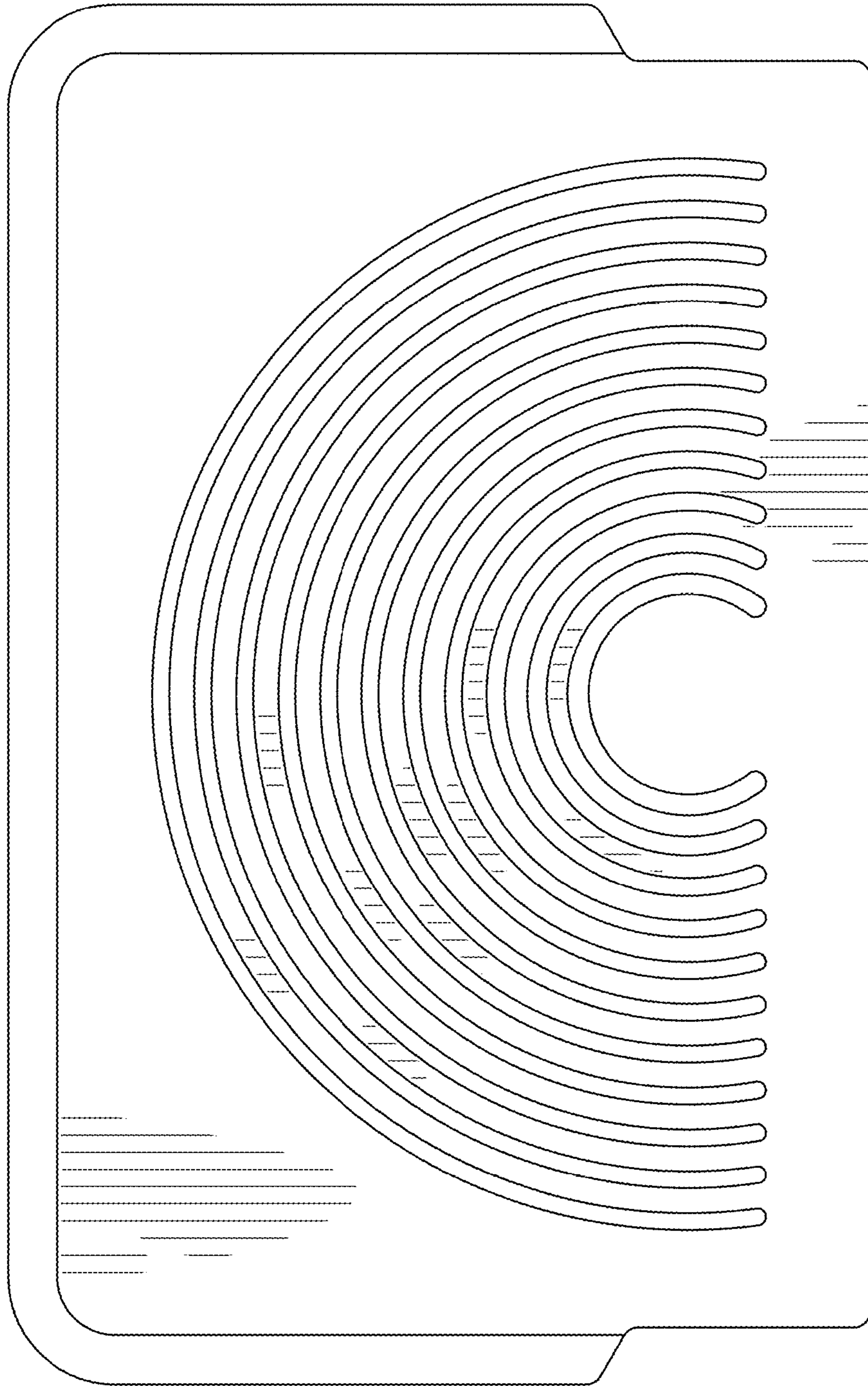


FIG. 2

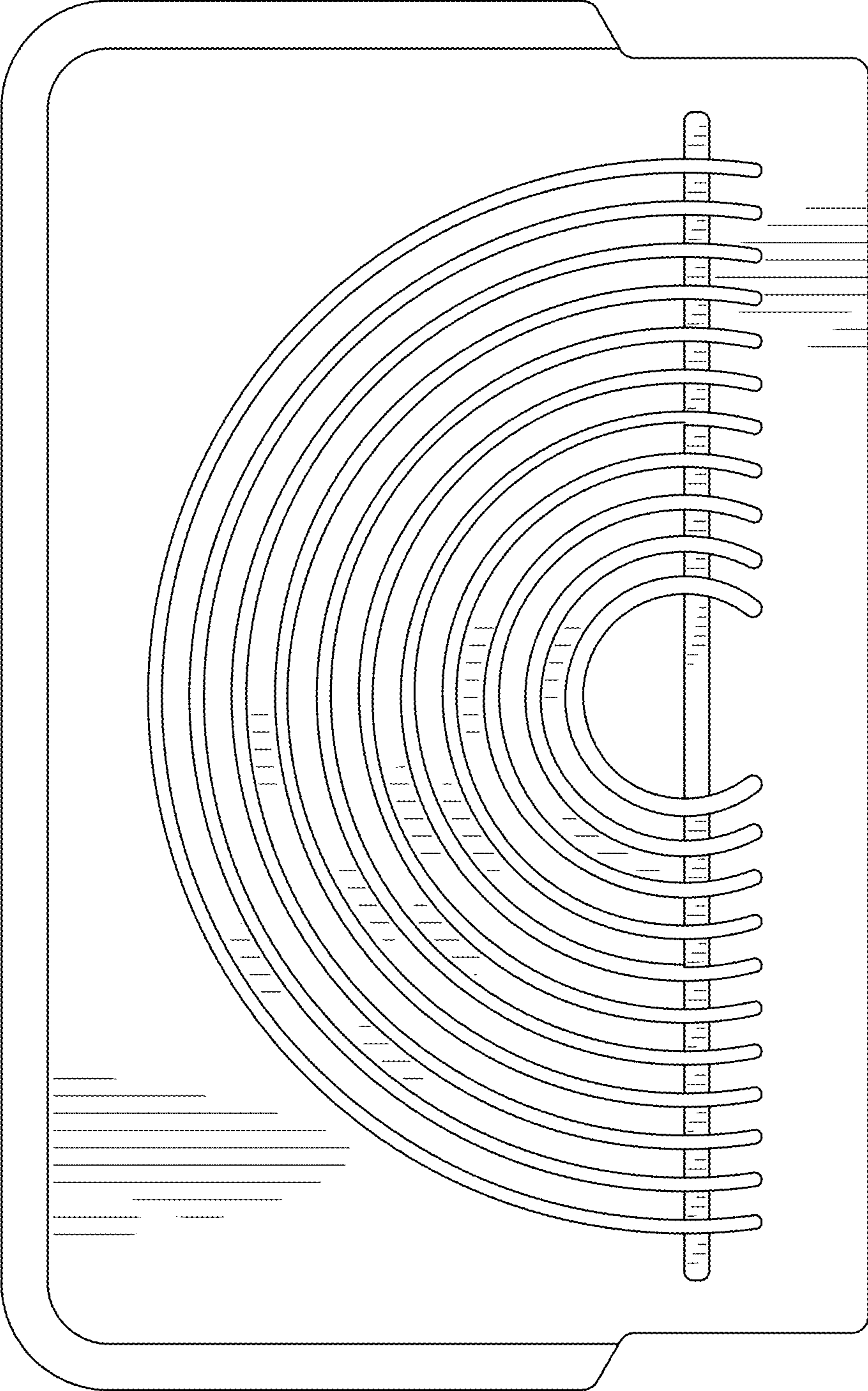


FIG. 3



FIG. 4



FIG. 5




FIG. 6



FIG. 7