



US00D768763S

(12) **United States Design Patent** (10) **Patent No.:** **US D768,763 S**
Suzuki (45) **Date of Patent:** **** Oct. 11, 2016**

(54) **ELECTRIC GUITAR**

- (71) Applicant: **YAMAHA CORPORATION**,
Hamamatsu-shi, Shizuoka (JP)
- (72) Inventor: **Toshihide Suzuki**, Hamamatsu (JP)
- (73) Assignee: **YAMAHA CORPORATION**, Shizuoka
(JP)
- (**) Term: **14 Years**
- (21) Appl. No.: **29/523,399**
- (22) Filed: **Apr. 9, 2015**
- (51) **LOC (10) Cl.** **17-03**
- (52) **U.S. Cl.**
USPC **D17/14**
- (58) **Field of Classification Search**
USPC D17/14, 20; 84/290, 291, 293, 718
CPC G10H 1/30; G10H 1/32; G10D 3/02;
G10D 3/06; G10D 3/146
See application file for complete search history.

(56) **References Cited**

U.S. PATENT DOCUMENTS

D164,227 S *	8/1951	Fender	D17/14
4,373,417 A *	2/1983	Wilson	G10D 3/04 84/267
D269,437 S *	6/1983	Wilson	D17/14
5,194,679 A *	3/1993	Cohen	G10D 3/146 84/313
D407,430 S *	3/1999	Rosenberg	D17/20
D478,611 S *	8/2003	Nakajima	D17/14
D504,906 S *	5/2005	Katsumata	D17/20
D593,147 S *	5/2009	Kirkland	D17/14
2008/0141843 A1 *	6/2008	Thompson	G10D 3/146 84/313
2008/0202310 A1 *	8/2008	Coke	G10D 1/085 84/291
2011/0219932 A1 *	9/2011	Gembar	G10D 3/06 84/291
2014/0116226 A1 *	5/2014	Saito	G10D 3/00 84/291
2014/0165823 A1 *	6/2014	Armstrong	G10H 1/32 84/740

FOREIGN PATENT DOCUMENTS

CN	303423979	* 10/2015
IT	EU002678466-0001	* 4/2015

OTHER PUBLICATIONS

Amazon. Yamaha 2015 Nylon String Silent Guitar Natural. Jul. 30, 2015. [site visited Feb. 11, 2016]. Available on the Internet URL: <http://www.amazon.com/dp/B0130VZVNQ/ref=psdc_11971251_t1_B004MSMGSK>.*
Notification of Reasons for Refusal issued on Aug. 21, 2015 by the Japanese Patent Office in Application No. 2015-008147.
Decision of Refusal issued on Jan. 19, 2016 by the Japanese Patent Office in Application No. 2015-008147.

* cited by examiner

Primary Examiner — Thomas Johannes
Assistant Examiner — S. Bryan Reinholdt, Jr.
(74) *Attorney, Agent, or Firm* — Sughrue Mion, PLLC

(57) **CLAIM**

The ornamental design for an electric guitar, as shown and described.

DESCRIPTION

FIG. 1 is a perspective view of the front, top and left side of an electric guitar showing my new design;
FIG. 2 is a front view thereof;
FIG. 3 is a rear view thereof;
FIG. 4 is a left side view thereof;
FIG. 5 is a right side view thereof;
FIG. 6 is a top plan view thereof; and,
FIG. 7 is a bottom view thereof.

The broken line showing of the electric guitar is included for the purpose of illustrating portions of the electric guitar and forms no part of the claimed design.

1 Claim, 4 Drawing Sheets




Fig. 1

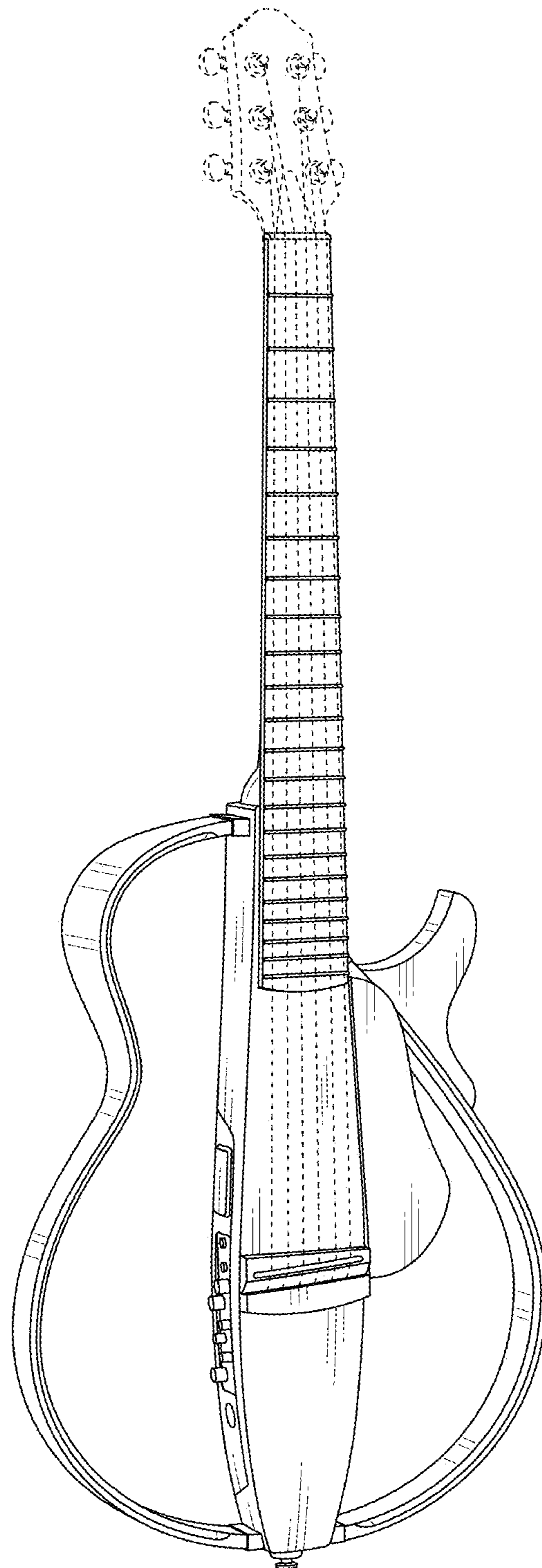


Fig. 2

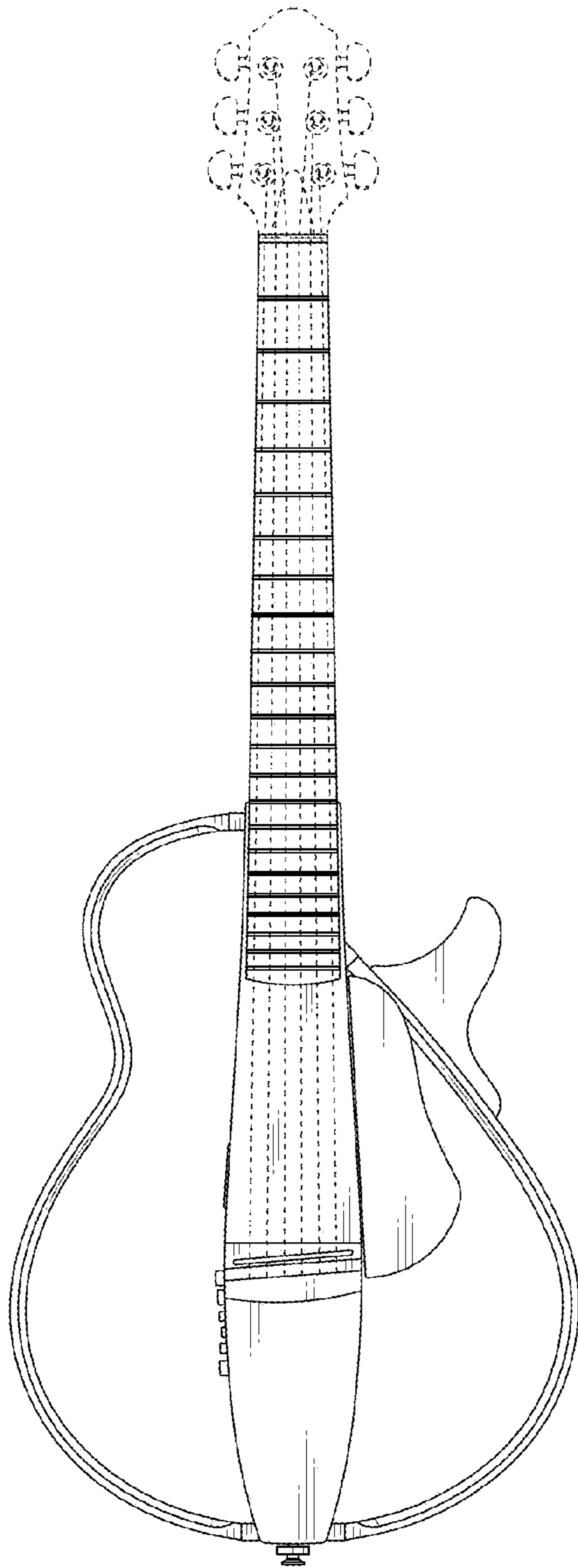


Fig. 3

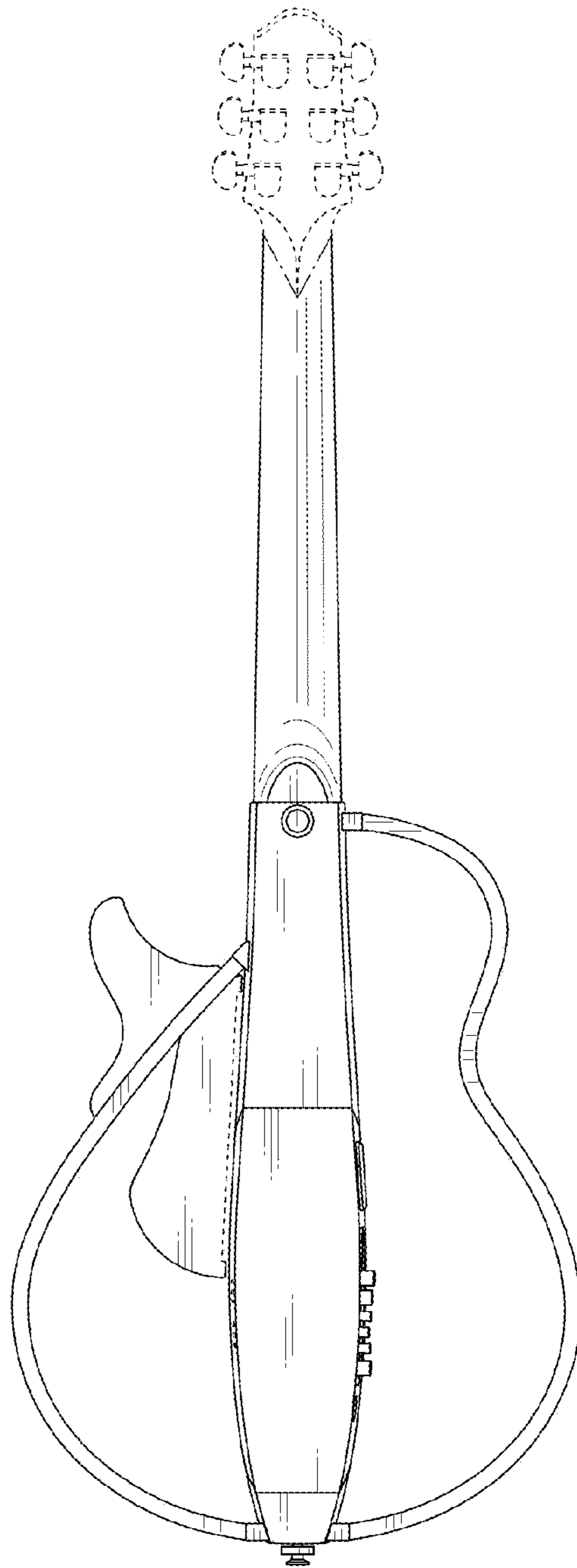


Fig. 4

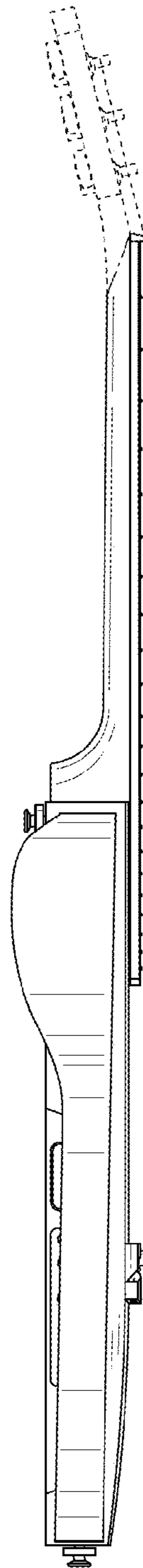


Fig. 5

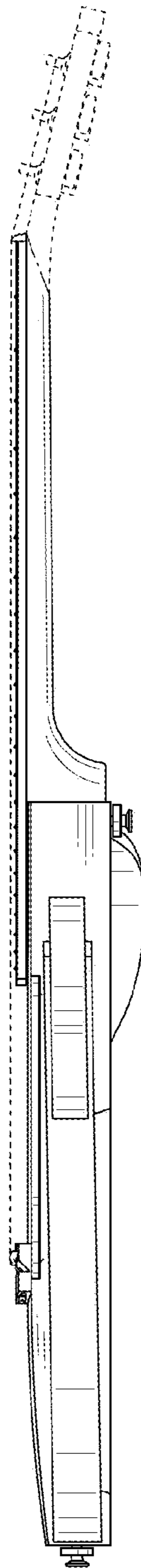


Fig. 6

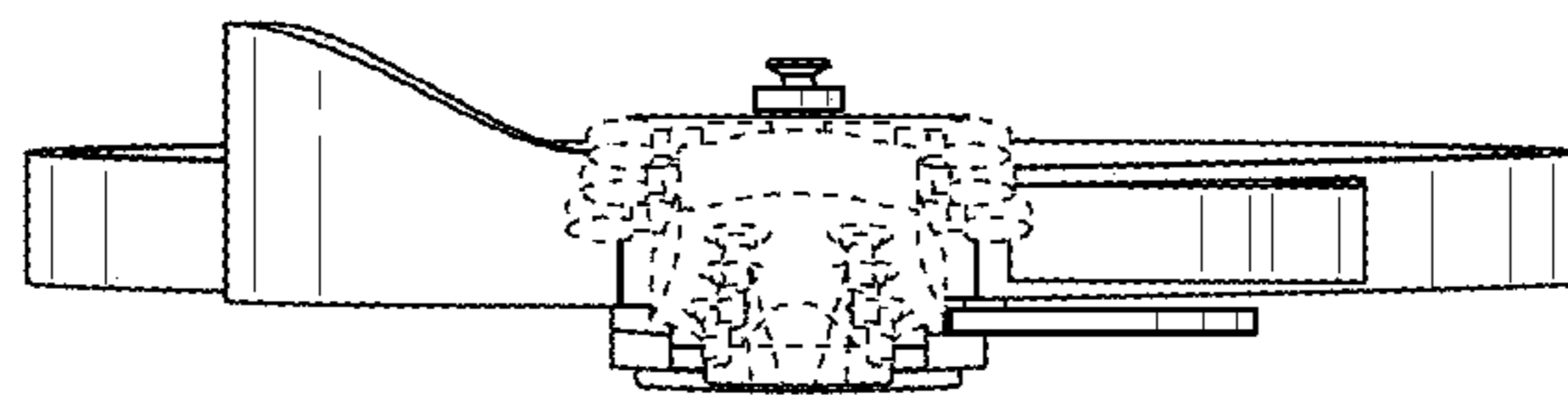


Fig. 7

