



US00D768705S

(12) **United States Design Patent**
Gagnier

(10) **Patent No.:** **US D768,705 S**
(45) **Date of Patent:** **** Oct. 11, 2016**

(54) **DISPLAY SCREEN WITH ANIMATED GRAPHICAL USER INTERFACE**

(71) Applicant: **Microsoft Corporation**, Redmond, WA (US)

(72) Inventor: **Ryan Peter Gagnier**, Burien, WA (US)

(73) Assignee: **Microsoft Corporation**, Redmond, WA (US)

(**) Term: **15 Years**

(21) Appl. No.: **29/534,317**

(22) Filed: **Jul. 28, 2015**

(51) **LOC (10) Cl.** **14-04**

(52) **U.S. Cl.**
USPC **D14/488**

(58) **Field of Classification Search**
USPC D14/485-495
CPC .. G06F 3/0481; G06F 3/0482; G06F 3/0484;
G06F 3/0487; G06F 3/0488; G06F 3/048;
G06F 2203/048-2203/048063; H04L 41/22;
H04L 67/10; H04N 1/00408; H04M 1/2477
See application file for complete search history.

(56) **References Cited**

U.S. PATENT DOCUMENTS

D658,194 S *	4/2012	Hally	D14/485
D658,202 S *	4/2012	Hally	D14/488
D665,395 S *	8/2012	Lee	D14/485
D667,419 S *	9/2012	Rai	D14/486
D668,261 S *	10/2012	Arnold	D14/488
D675,224 S *	1/2013	Lee	D14/488
D682,288 S *	5/2013	Donahue	D14/486
D687,446 S *	8/2013	Arnold	D14/485
D687,840 S *	8/2013	Arnold	D14/485
D687,841 S *	8/2013	Arnold	D14/486
D689,885 S *	9/2013	Edwards	D14/485
D693,354 S *	11/2013	Rodenhouse	D14/486
D697,925 S *	1/2014	Woo-Seok	D14/485
D699,743 S *	2/2014	Arnold	D14/488
D735,744 S *	8/2015	Hwang	D14/486
D739,870 S *	9/2015	Roberts	D14/487
D745,017 S *	12/2015	Ku	D14/485

D746,834 S *	1/2016	Gray	D14/485
D757,759 S *	5/2016	Ku	D14/485
2007/0082707 A1 *	4/2007	Flynt	G06F 3/0481 455/564
2010/0313156 A1 *	12/2010	Louch	G06F 3/0481 715/769
2014/0013271 A1 *	1/2014	Moore	G06F 3/0482 715/792
2014/0164938 A1 *	6/2014	Petterson	G06F 3/0482 715/739
2014/0310642 A1 *	10/2014	Vranjes	G06F 3/0481 715/781

* cited by examiner

Primary Examiner — Sheryl Lane

Assistant Examiner — Katherine Glennon

(74) *Attorney, Agent, or Firm* — Banner & Witcoff, Ltd.

(57) **CLAIM**

The ornamental design for a display screen with animated graphical user interface, as shown and described.

DESCRIPTION

FIG. 1 is the first image in a sequence for a display screen with an animated graphical user interface showing our new design;

FIG. 2 is the second image thereof;

FIG. 3 is the third image thereof;

FIG. 4 is the fourth image thereof;

FIG. 5 is the fifth image thereof;

FIG. 6 is the sixth image thereof;

FIG. 7 is the seventh image thereof;

FIG. 8 is the eighth image thereof;

FIG. 9 is the ninth image thereof;



FIG. 10 is the tenth image thereof;

FIG. 11 is the eleventh image thereof; and,

FIG. 12 is the twelfth image thereof.

The appearance of the animated graphical user interface sequentially transitions between the images shown in FIGS. 1-12. The process or period in which one image transitions to another forms no part of the claimed design. The broken line showing of the display screen, text, and graphic features forms no part of the claimed design.

1 Claim, 12 Drawing Sheets






FIG. 1




FIG. 2




FIG. 3




FIG. 4




FIG. 5




FIG. 6




FIG. 7

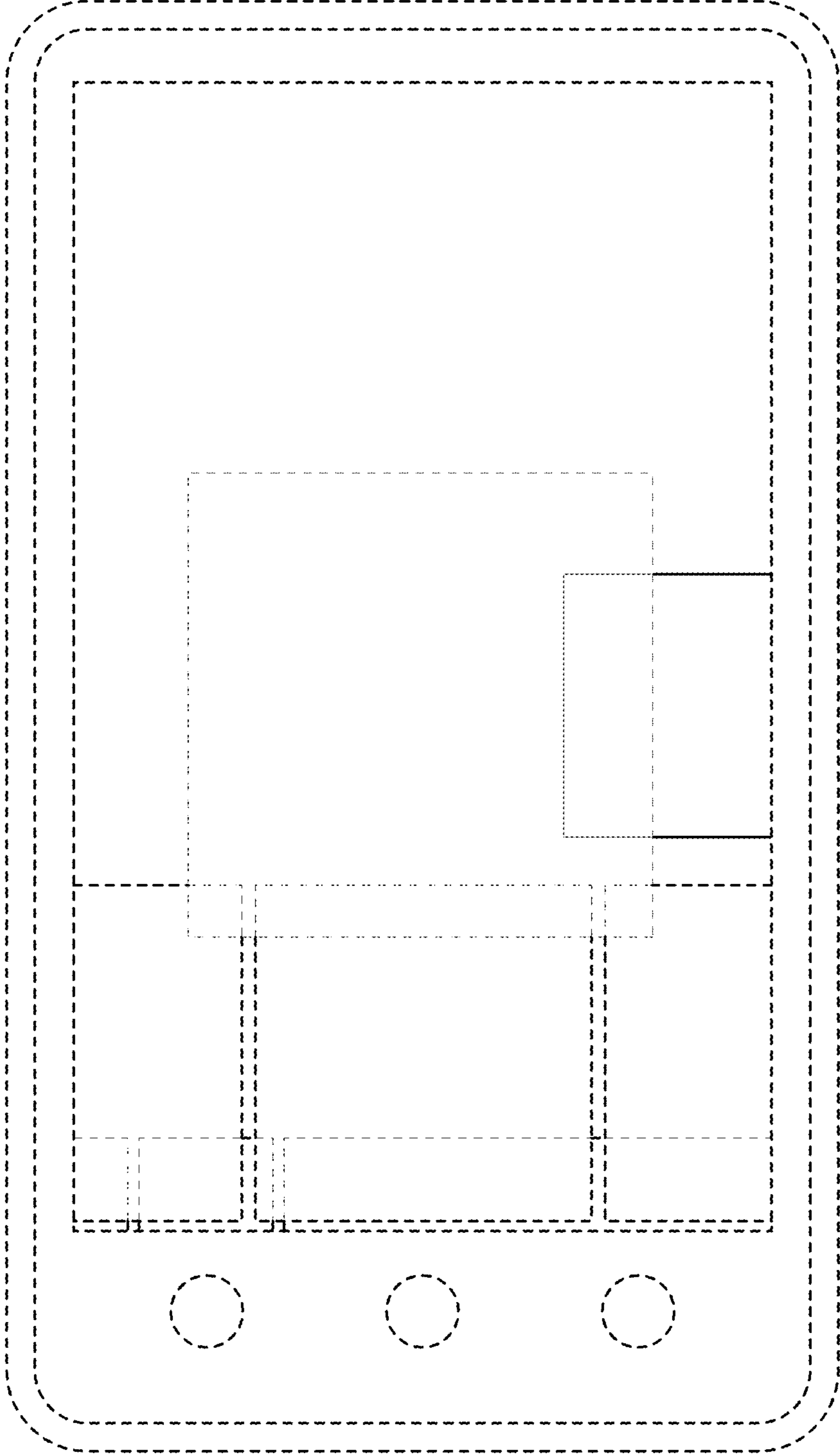


FIG. 8




FIG. 9

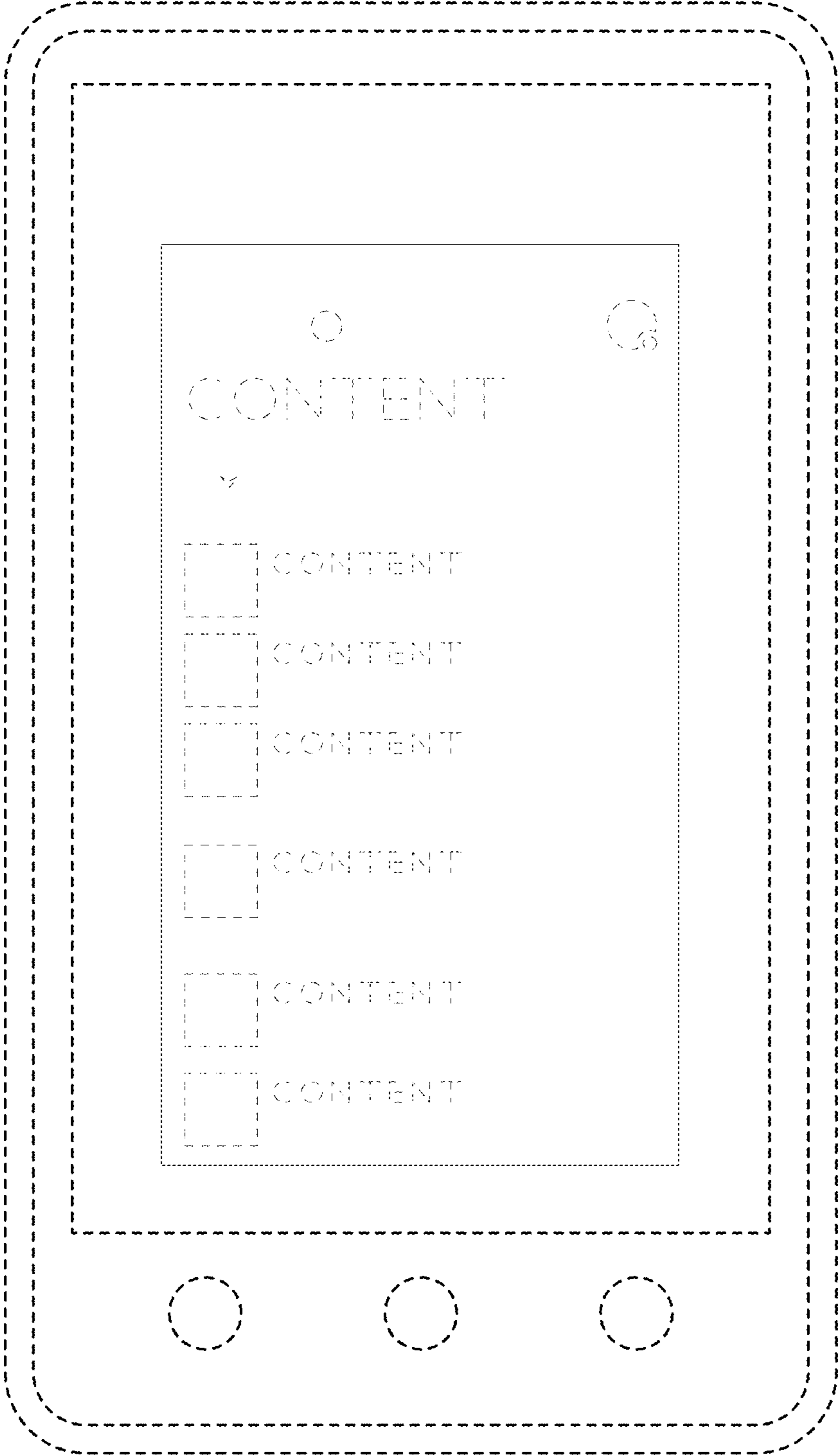


FIG. 10

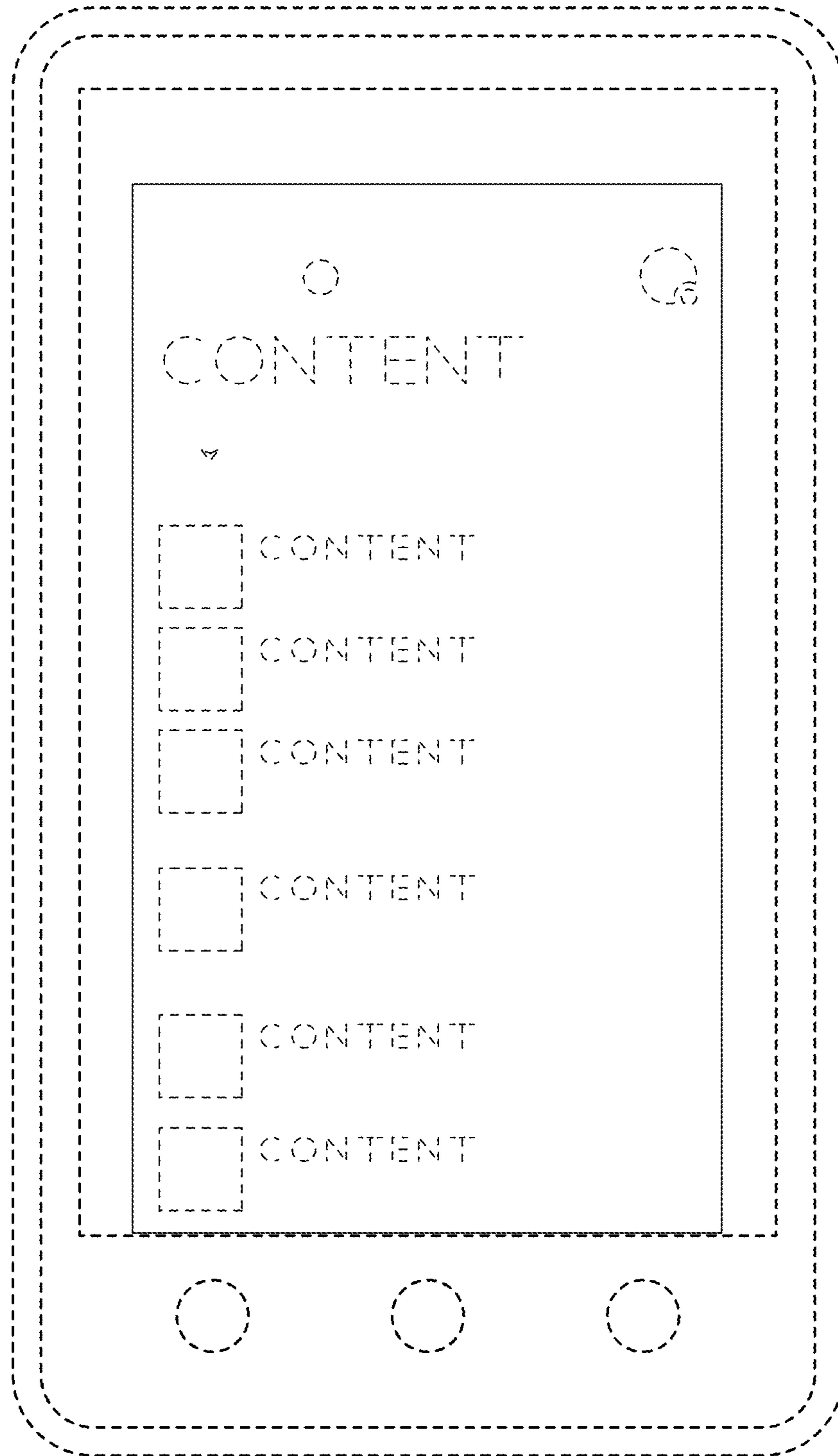


FIG. 11

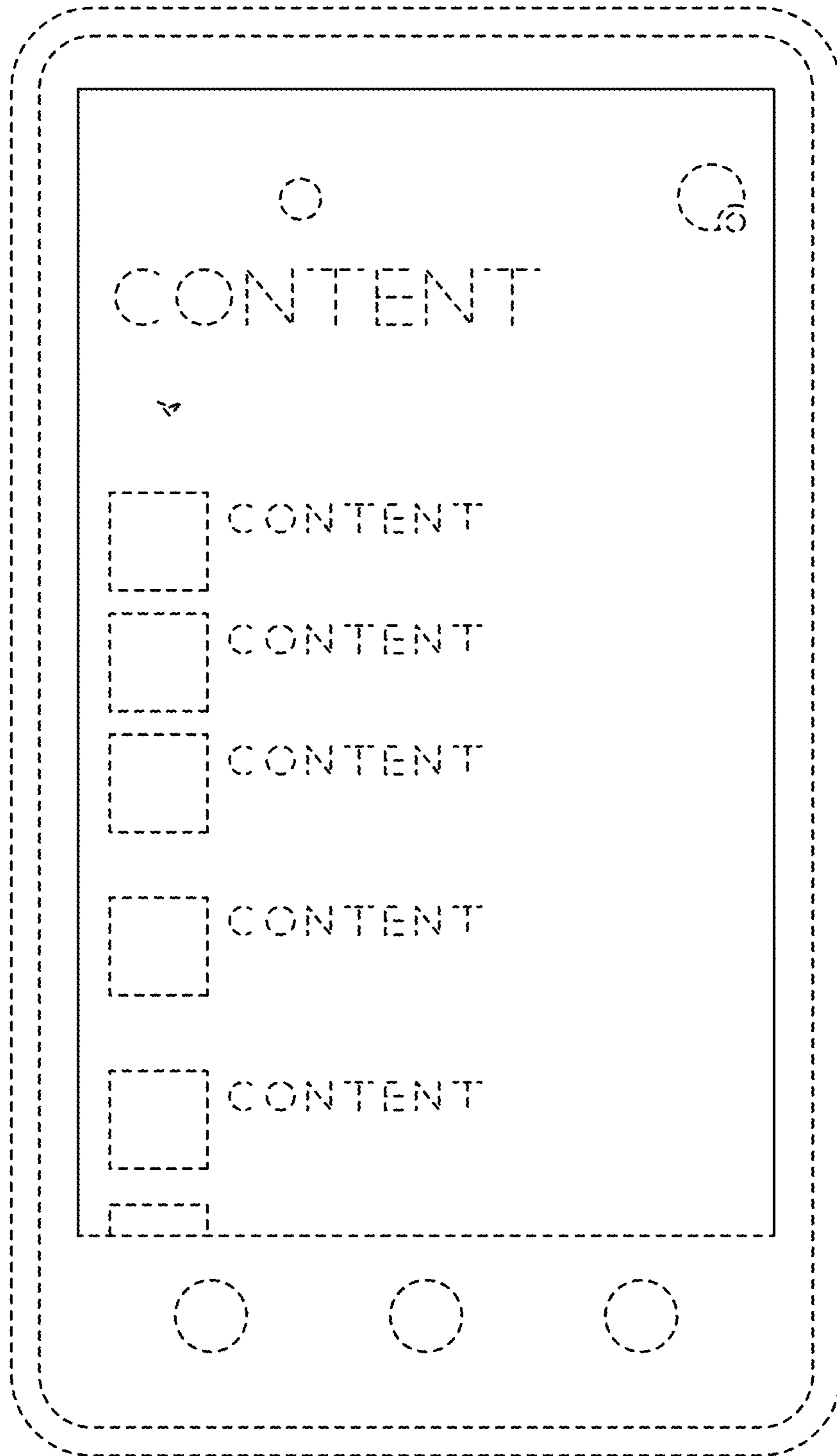


FIG. 12