



US00D768654S

(12) **United States Design Patent**  
**Yang**

(10) **Patent No.:** **US D768,654 S**

(45) **Date of Patent:** **\*\* Oct. 11, 2016**

(54) **DISPLAY SCREEN OR PORTION THEREOF WITH ANIMATED GRAPHICAL USER INTERFACE**

(71) Applicant: **NOBOTGAMES, INC.**, Pomona, CA (US)

(72) Inventor: **Shuo Yang**, Pomona, CA (US)

(73) Assignee: **NOBOTGAMES, INC.**, Pomona, CA (US)

(\*\*) Term: **15 Years**

(21) Appl. No.: **29/530,279**

(22) Filed: **Jun. 15, 2015**

(51) **LOC (10) Cl.** ..... **14-04**

(52) **U.S. Cl.**  
USPC ..... **D14/485**

(58) **Field of Classification Search**  
USPC ..... D14/485-495; D21/329; 715/716, 757, 715/836, 852, 863  
CPC ..... G06F 3/0481; G06F 3/0482; G06F 3/04816; G06F 3/04817; G06F 3/0484; G06F 3/0486; G06F 3/0488; G06F 3/04842; G06F 3/04883; G06F 3/04886; G06F 3/04847; G06F 2203/04803; G06F 2203/04805; G06F 2203/04802; G06K 9/00671; A63F 2300/308; A63F 13/53; H04M 1/72547

See application file for complete search history.

(56) **References Cited**

**U.S. PATENT DOCUMENTS**

D693,365 S \* 11/2013 Gardner ..... D14/489  
D693,843 S \* 11/2013 Gardner ..... D14/489  
D697,072 S \* 1/2014 Ouilhet ..... D14/485  
D704,728 S \* 5/2014 d'Amore ..... D14/487

D706,826 S \* 6/2014 McLean ..... D14/491  
D735,731 S \* 8/2015 Kim ..... D14/485  
D745,046 S \* 12/2015 Shin ..... D14/489  
D750,110 S \* 2/2016 Amin ..... D14/486  
D751,584 S \* 3/2016 Nuovo ..... D14/485  
2006/0058088 A1\* 3/2006 Crawford, III ..... G07F 17/3227  
463/13  
2010/0087241 A1\* 4/2010 Nguyen ..... G07F 17/3218  
463/17

\* cited by examiner

*Primary Examiner* — Sheryl Lane

*Assistant Examiner* — Katherine Glennon

(74) *Attorney, Agent, or Firm* — Fish & Tsang, LLP

(57) **CLAIM**

The ornamental design of a display screen or portion thereof with animated graphical user interface, as shown and described.


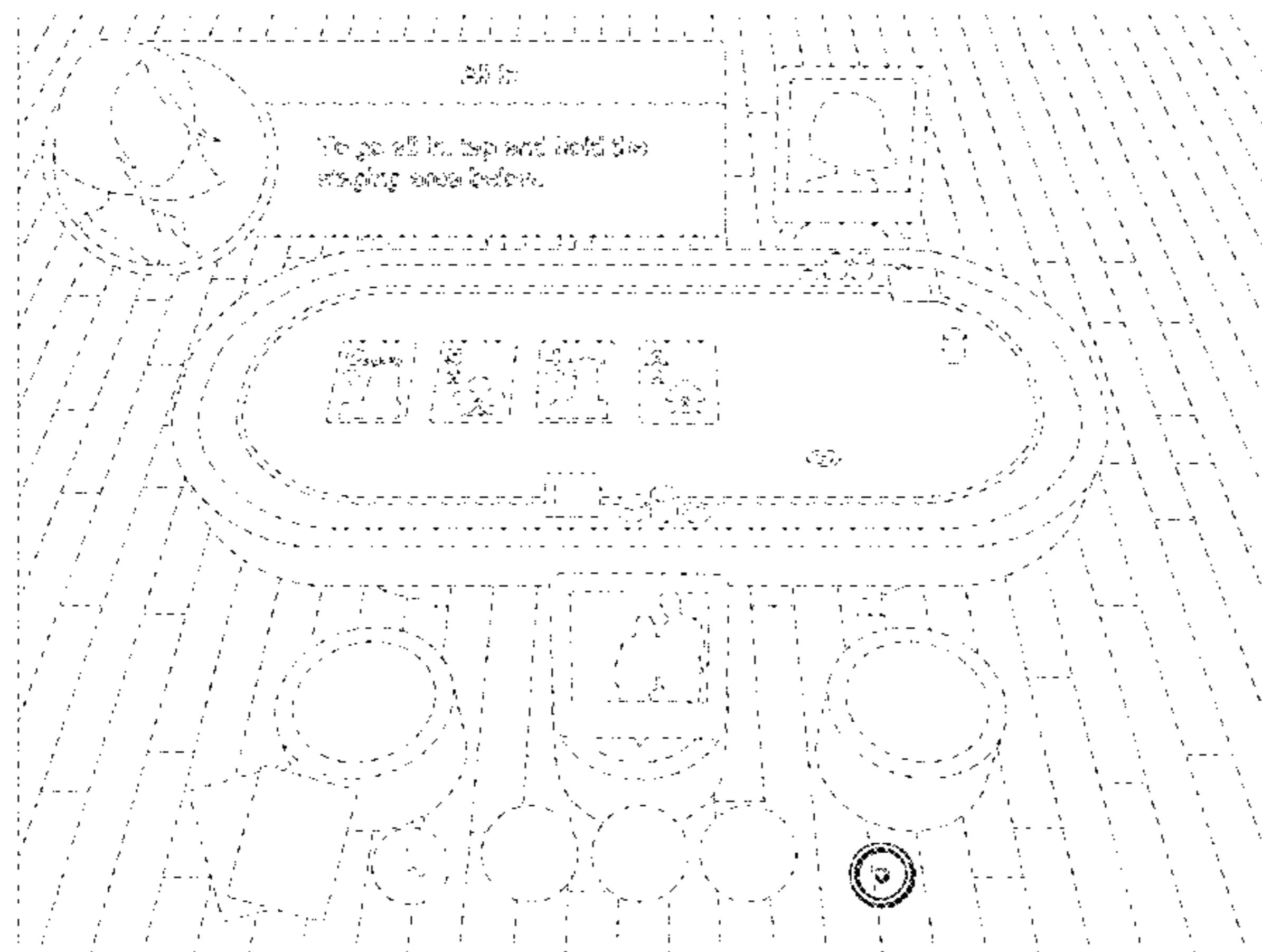
**DESCRIPTION**

FIG. 1 is a front view of a first image in the sequence for an embodiment of an animated user interface for a display screen or portion thereof showing my new design; FIG. 2 is a front view of a second image thereof; FIG. 3 is a front view of a third image thereof; FIG. 4 is a front view of a fourth image thereof; FIG. 5 is a front view of a fifth image thereof; and, FIG. 6 is a front view of a sixth image thereof.

The outermost broken line represents the display screen or portion thereof and forms no part of the claimed design. The broken lines within the display screen show portions of the graphical user interface and form no part of the claimed design.

The appearance of the animated graphical user interface transitions between images shown in FIGS. 1-6. The process or period in which one image transitions to another forms no part of the claimed design.

**1 Claim, 6 Drawing Sheets**



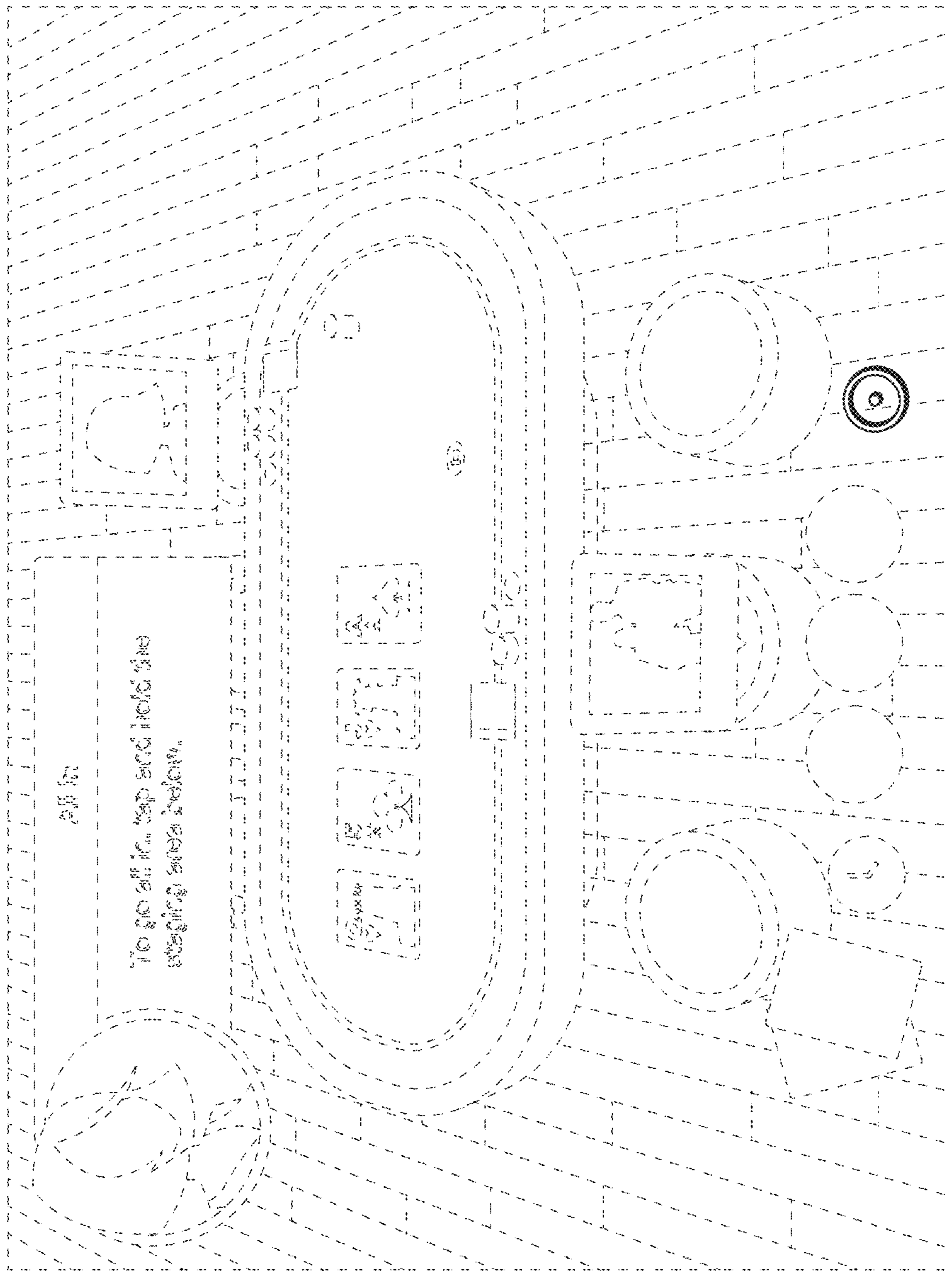


FIG. 1

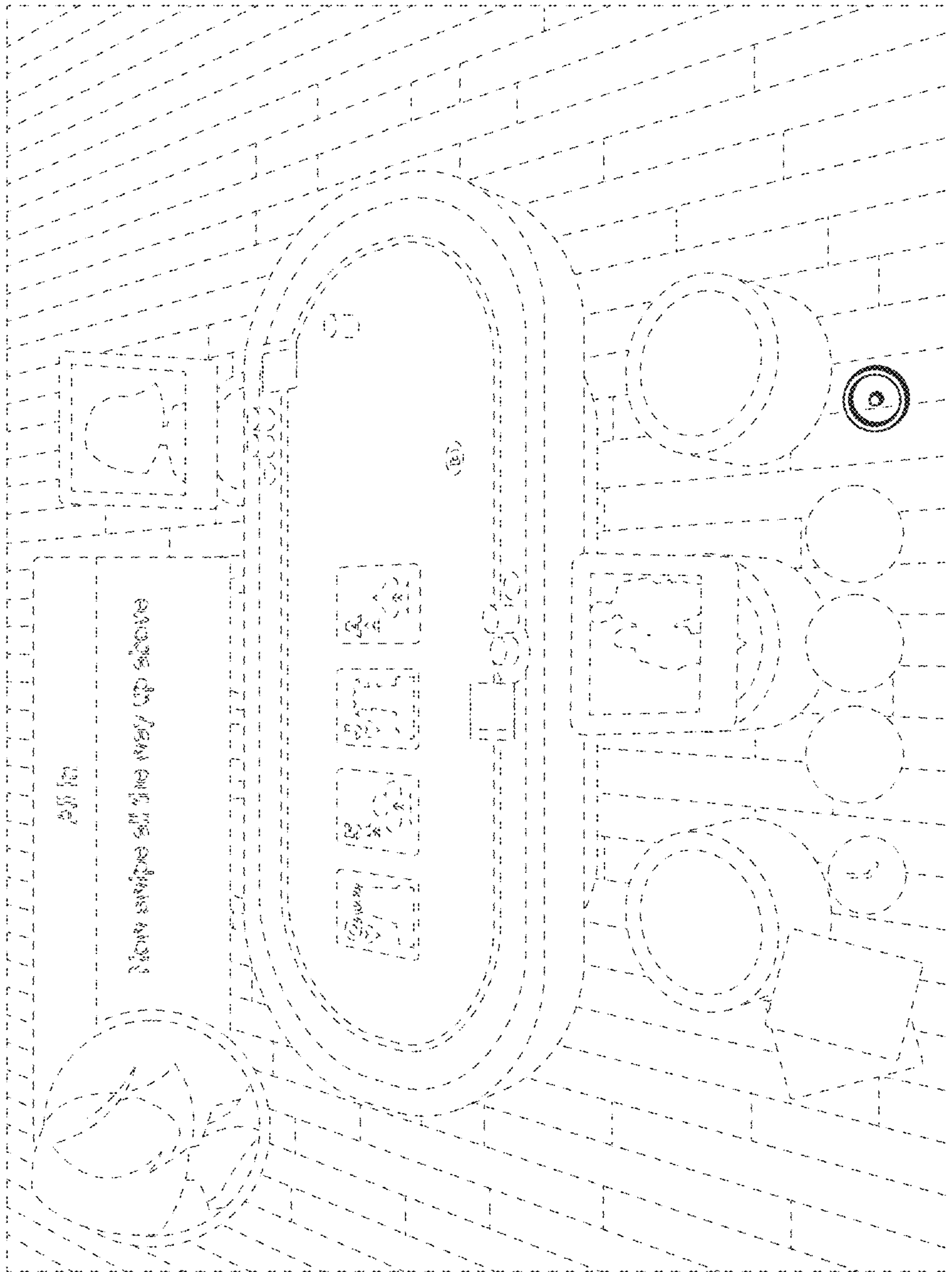


FIG. 2

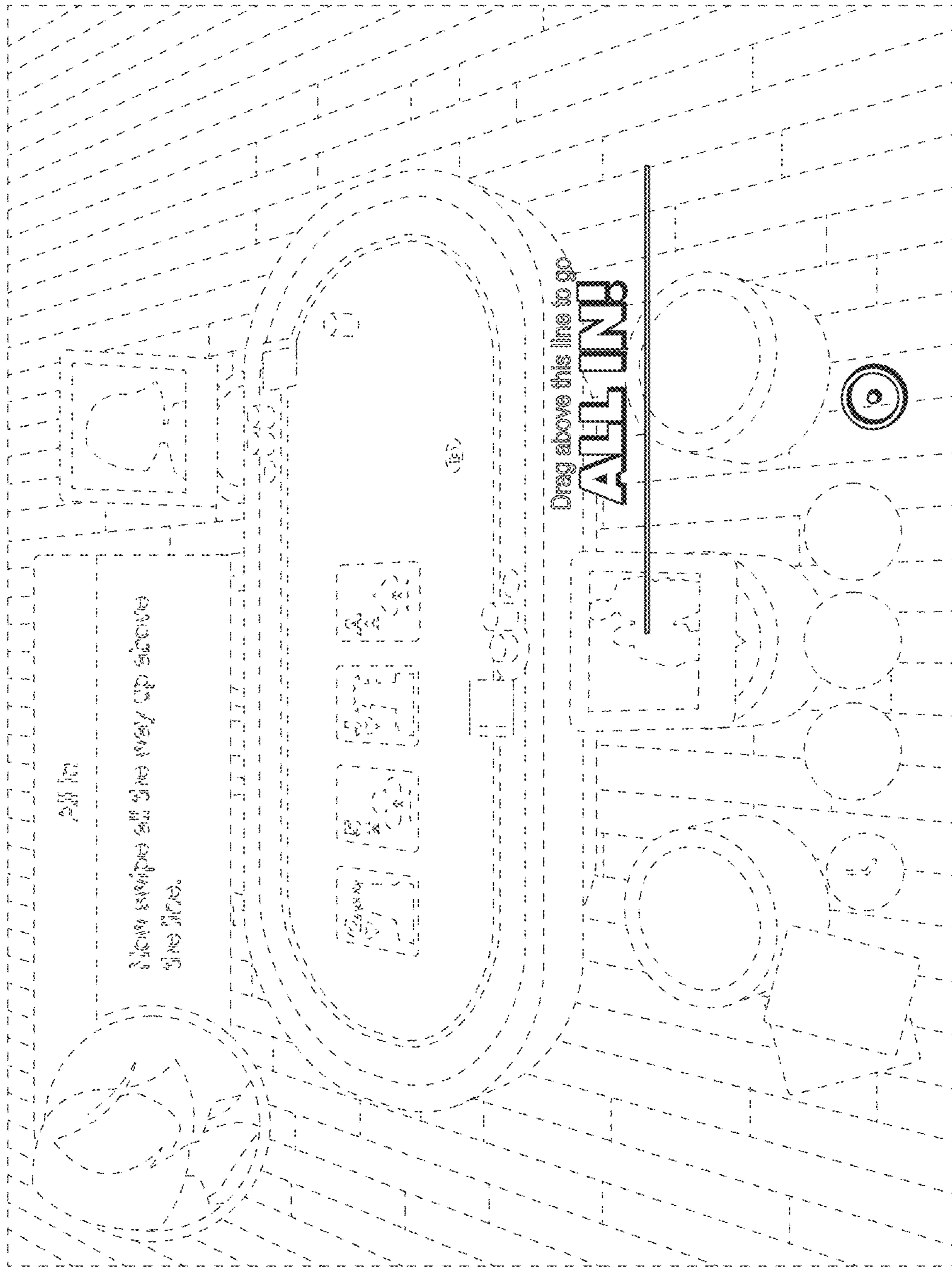


FIG. 3

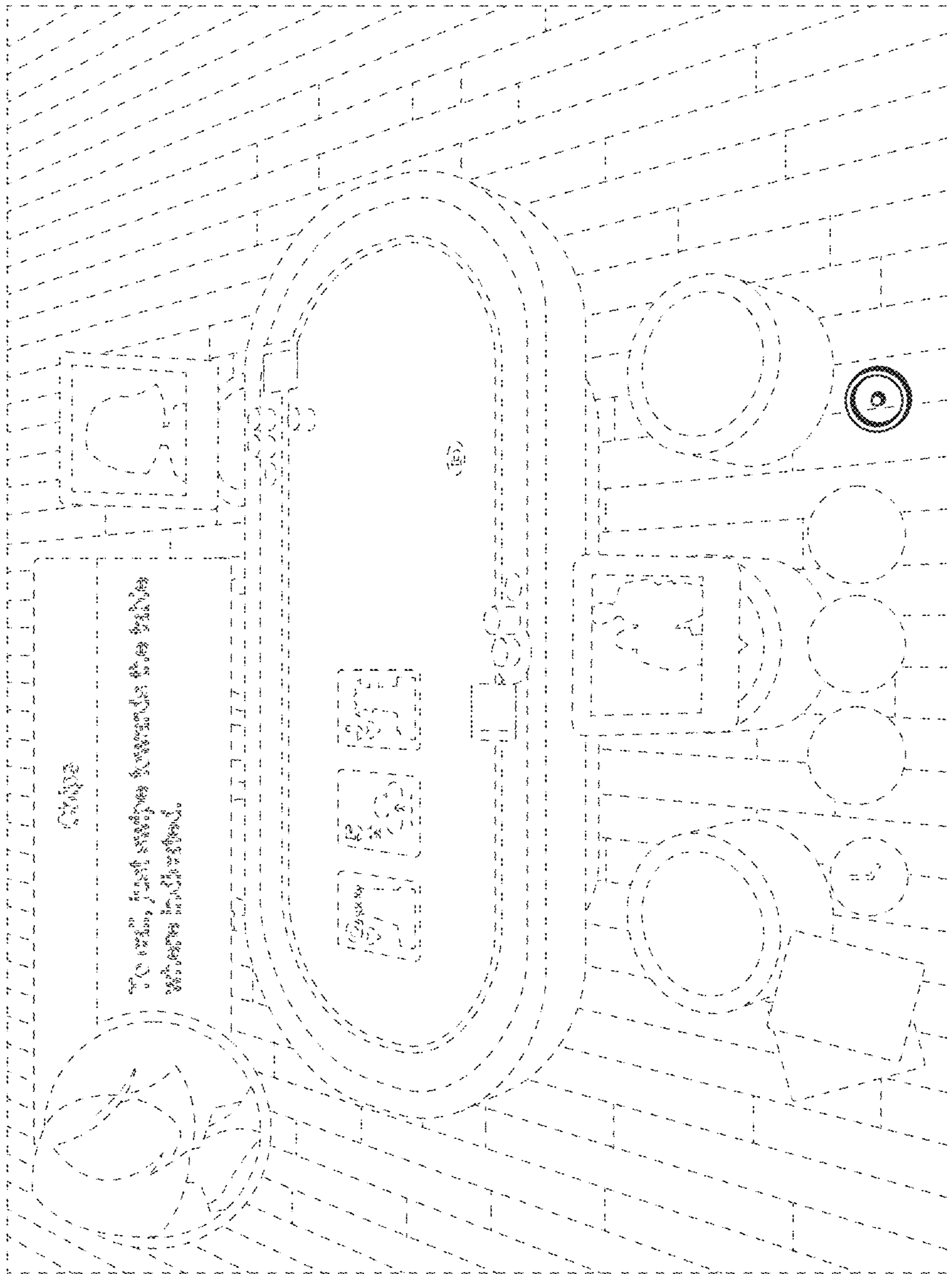


FIG. 4

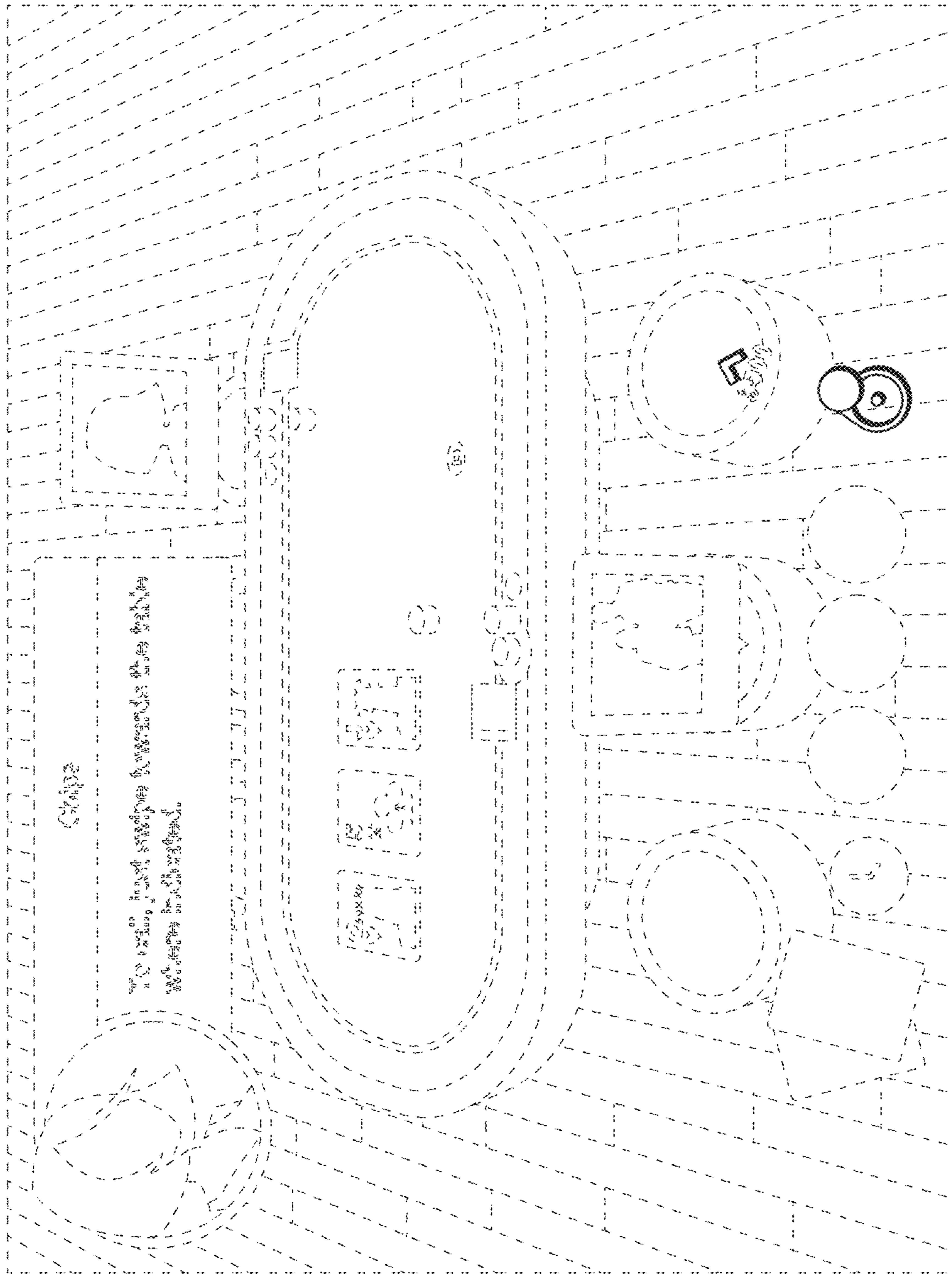


FIG. 5

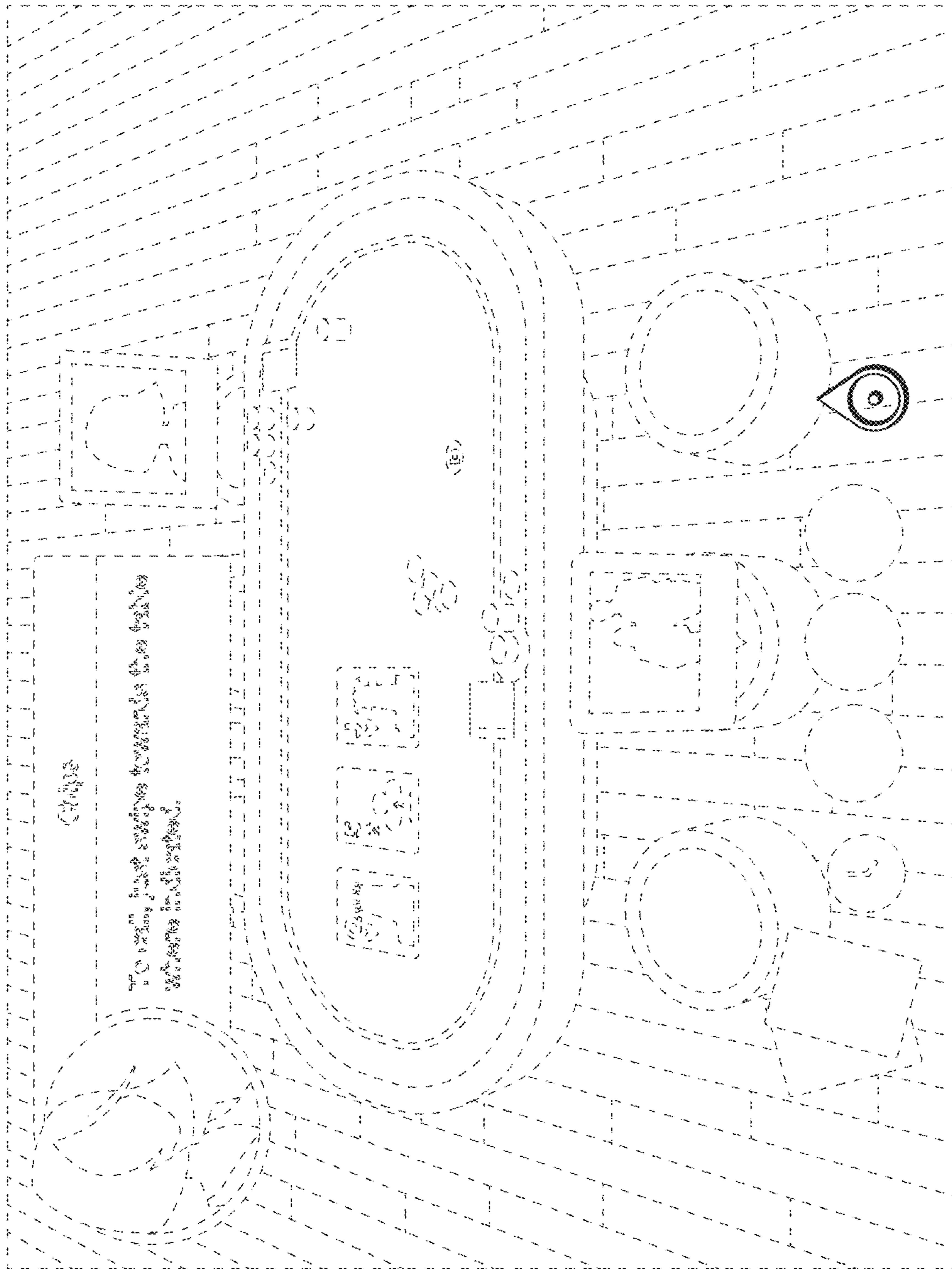


FIG. 6