

US00D768650S

(12) **United States Design Patent** (10) **Patent No.:** **US D768,650 S**
Chen et al. (45) **Date of Patent:** **** Oct. 11, 2016**

(54) **DISPLAY SCREEN WITH ANIMATED GRAPHICAL USER INTERFACE**

(71) Applicant: **Microsoft Corporation**, Redmond, WA (US)

(72) Inventors: **Xiaoji Chen**, Seattle, WA (US); **Eric Sanderson**, Seattle, WA (US)

(73) Assignee: **Microsoft Corporation**, Redmond, WA (US)

(**) Term: **14 Years**

(21) Appl. No.: **29/509,225**

(22) Filed: **Nov. 14, 2014**

(51) **LOC (10) Cl.** **14-04**

(52) **U.S. Cl.**
USPC **D14/485**

(58) **Field of Classification Search**
USPC D14/485-488
CPC G06F 3/0482; G06F 3/04842; G06F 3/04817

See application file for complete search history.

(56) **References Cited**

U.S. PATENT DOCUMENTS

D522,061 S	5/2006	Chen et al.	
D599,364 S	9/2009	Mays	
D599,366 S	9/2009	Brown et al.	
D599,367 S	9/2009	Mays et al.	
D611,484 S	3/2010	Mays et al.	
D614,640 S	4/2010	Viegers et al.	
D614,641 S	4/2010	Viegers et al.	
D640,274 S *	6/2011	Arnold	D14/487
D673,167 S *	12/2012	Woo	D14/487
D673,172 S *	12/2012	Peters	D14/487
D687,047 S *	7/2013	Hales, IV	D14/485
D697,528 S	1/2014	Vassigh et al.	
D698,811 S	2/2014	Vassigh et al.	
D701,866 S *	4/2014	Pearson	D14/485
D704,731 S *	5/2014	Pearson	D14/488

D705,251 S *	5/2014	Pearson	D14/488
D719,581 S *	12/2014	Frew	D14/486
D724,603 S *	3/2015	Williams	D14/485
D728,594 S *	5/2015	Myette	D14/486
D735,742 S *	8/2015	Lee	D14/486
D744,523 S *	12/2015	Sanderson	D14/488
D746,847 S *	1/2016	Bauer	D14/486
D750,124 S *	2/2016	Everette	D14/488
D752,607 S *	3/2016	Zhang	D14/485
D754,167 S *	4/2016	Seo	D14/486
D754,171 S *	4/2016	Kim	D14/486

(Continued)

OTHER PUBLICATIONS

U.S. Appl. No. 29/509,223, filed Nov. 14, 2014.

Primary Examiner — Sheryl Lane

Assistant Examiner — Nicole Shiflet

(74) *Attorney, Agent, or Firm* — Banner & Witcoff, Ltd.

(57) **CLAIM**

The ornamental design for a display screen with animated graphical user interface, as shown and described.

DESCRIPTION

FIG. 1 is the first image in a sequence for a display screen with animated graphical user interface showing our new design;

FIG. 2 is the second image thereof;

FIG. 3 is the third image thereof;

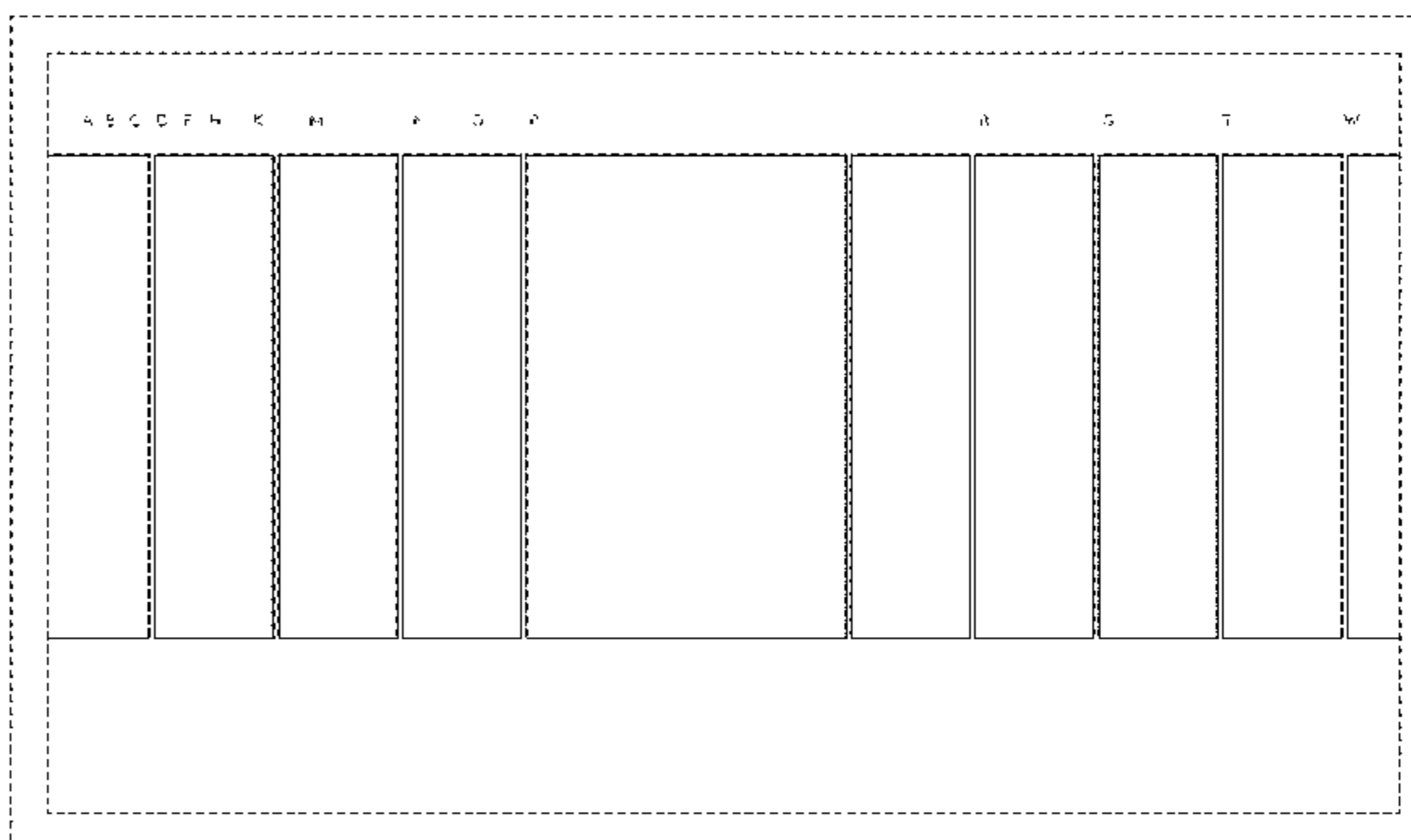
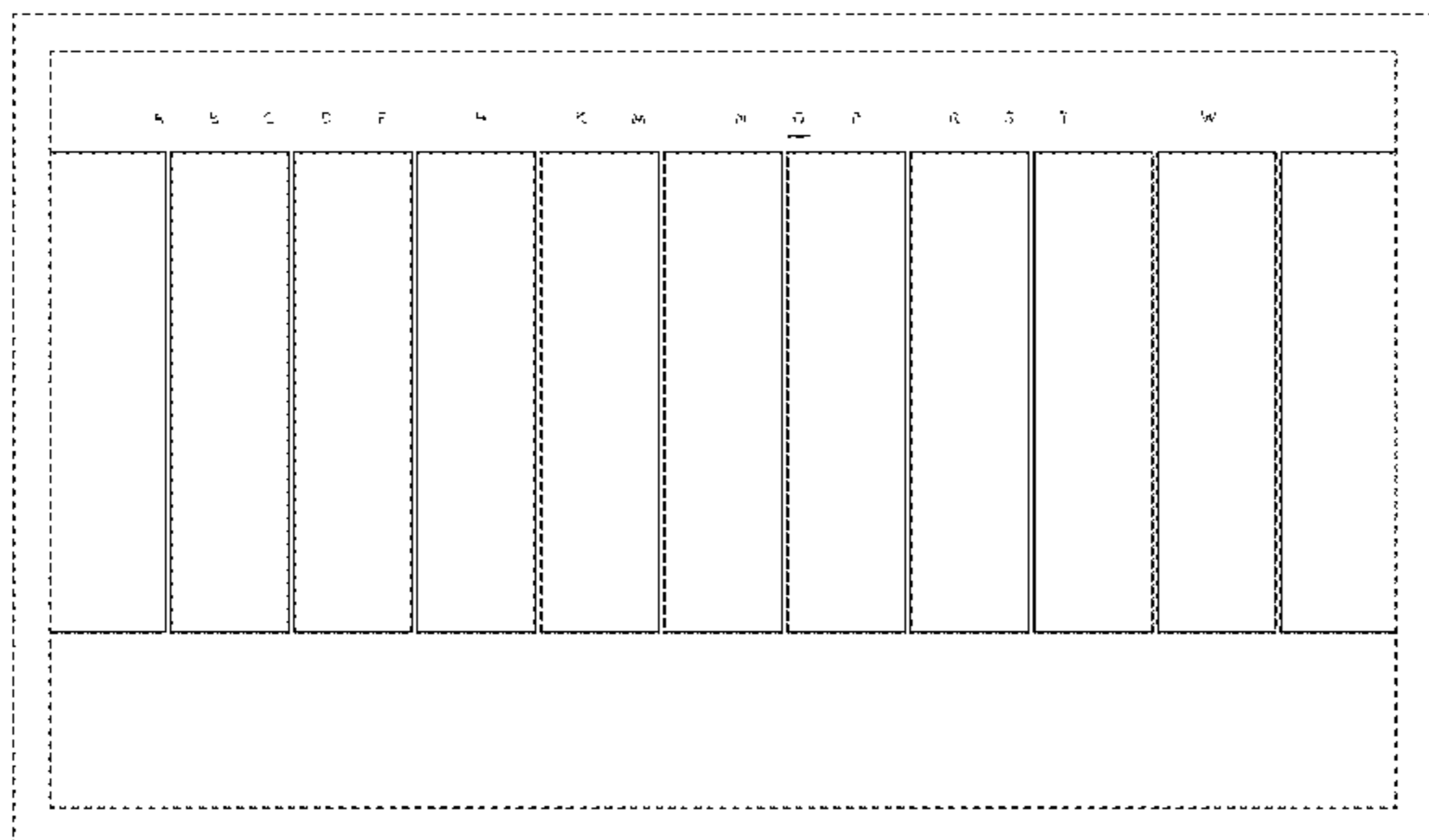
FIG. 4 is the fourth image thereof;

FIG. 5 is the fifth image thereof; and,

FIG. 6 is the sixth image thereof.

The appearance of the animated graphical user interface sequentially transitions between the images shown in FIGS. 1-6. The process or period in which one image transitions to another forms no part of the claimed design. The broken line showing of the remainder of the user interface and the remainder of the display screen is for environmental purposes only and forms no part of the claimed design.

1 Claim, 6 Drawing Sheets



US D768,650 S

Page 2

(56)

References Cited

U.S. PATENT DOCUMENTS

2011/0225492 A1*	9/2011	Boettcher	G06F 3/0485 715/702	2013/0111395 A1*	5/2013	Ying	G06F 3/0483 715/783
2012/0113007 A1*	5/2012	Koch	G06F 3/0488 345/168	2014/0189608 A1*	7/2014	Shuttleworth	G06F 3/0484 715/863
				2014/0317546 A1*	10/2014	Jacobson	G06F 3/04817 715/771

* cited by examiner




FIG. 1




FIG. 2




FIG. 3




FIG. 4




FIG. 5




FIG. 6