

US00D768622S

(12) **United States Design Patent**
Kim et al.

(10) **Patent No.:** **US D768,622 S**
(45) **Date of Patent:** **** Oct. 11, 2016**

(54) **ELECTRONIC DEVICE**

(71) Applicant: **Samsung Electronics, Ltd**, Suwon-Si (KR)

(72) Inventors: **Hyun Jin Kim**, Seoul (KR); **Ji yeon Kwak**, Seoul (KR); **Joon Kyu Seo**, Seoul (KR)

(73) Assignee: **Samsung Electronics Co., Ltd.**, Suwon-si (KR)

(**) Term: **14 Years**

(21) Appl. No.: **29/465,072**

(22) Filed: **Aug. 23, 2013**

(30) **Foreign Application Priority Data**

Feb. 23, 2013 (KR) 30-2013-0009572

(51) **LOC (10) Cl.** **14-02**

(52) **U.S. Cl.**
USPC **D14/344**

(58) **Field of Classification Search**
USPC D14/138 A, 138 G, 240, 341, 342, 343, D14/344, 345, 346, 347, 420, 426, 427, D14/496; D10/30, 31, 32, 37, 38, 39, 65; 368/281, 282, 294, 295, 296; 455/100; 361/679.03; 379/433.1; D11/3
See application file for complete search history.

(56) **References Cited**

U.S. PATENT DOCUMENTS

- D357,919 S * 5/1995 Tsui D13/168
- D366,432 S * 1/1996 Wisley D10/78
- D456,023 S * 4/2002 Andre D14/375
- D496,017 S * 9/2004 Hsu et al. D14/138 AB
- D510,584 S * 10/2005 Tierney D14/203.6
- D543,192 S * 5/2007 Jung D14/138 R
- D557,256 S * 12/2007 Joseph D14/214
- D564,367 S * 3/2008 Molyneux D10/31

- D582,885 S * 12/2008 Shimpei D14/138 AB
- D588,000 S * 3/2009 Goetz et al. D9/434
- D600,242 S * 9/2009 Yeh et al. D14/341
- D601,105 S * 9/2009 Morabito D14/129
- D606,308 S * 12/2009 Cheng-Wei D3/294
- D617,762 S * 6/2010 Hong et al. D14/138 AD
- D620,003 S * 7/2010 Chiang et al. D14/341
- D623,965 S * 9/2010 Sullivan et al. D10/32
- D627,778 S * 11/2010 Akana D14/341
- D650,706 S * 12/2011 Zanella et al. D10/32
- D654,498 S * 2/2012 Hwang et al. D14/341
- D658,620 S * 5/2012 Lylyk D14/138 G

(Continued)

Primary Examiner — Barbara Fox

Assistant Examiner — Dana K. Weiland

(74) *Attorney, Agent, or Firm* — NSIP Law

(57) **CLAIM**

The ornamental design for an electronic device, as shown and described.

DESCRIPTION

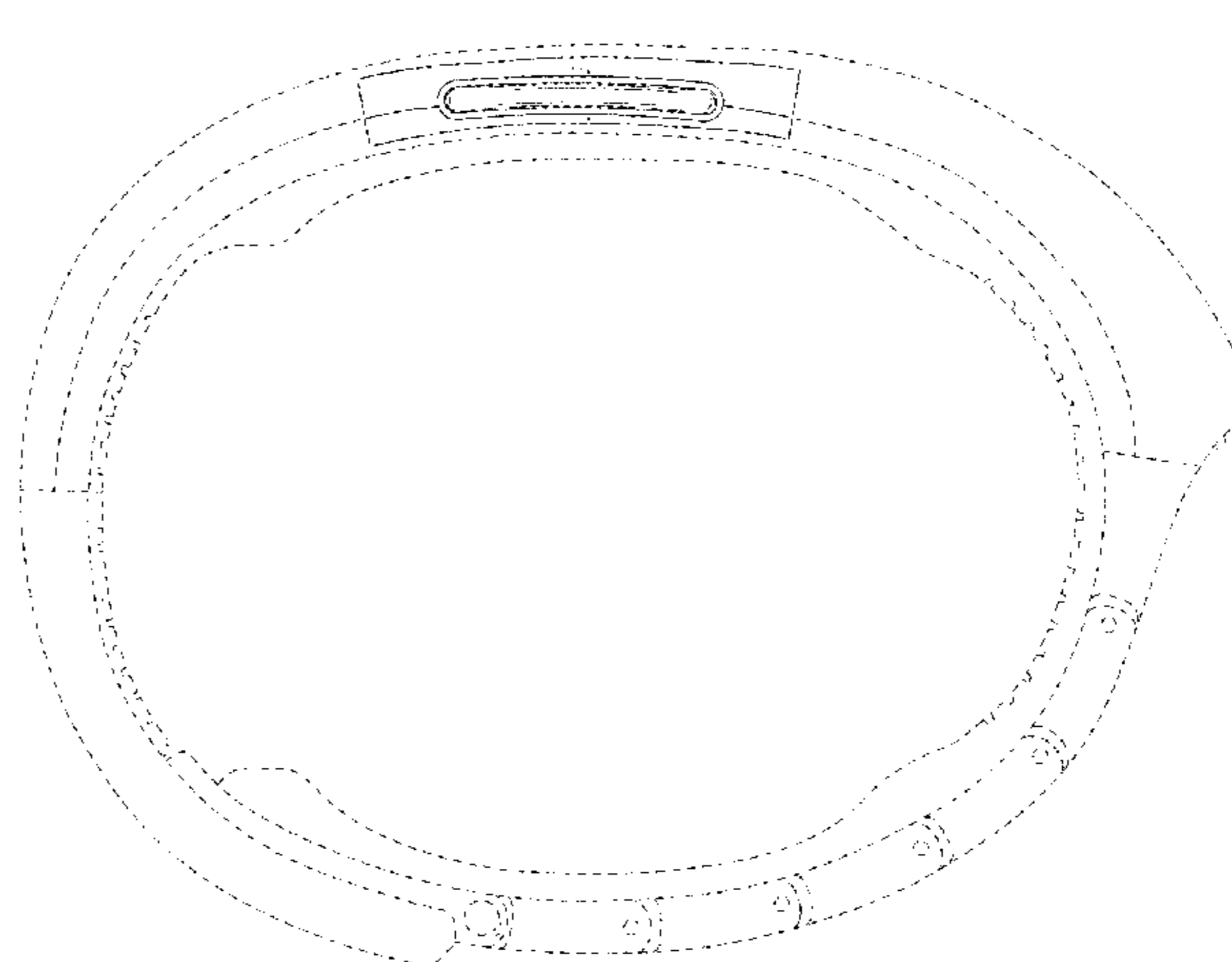
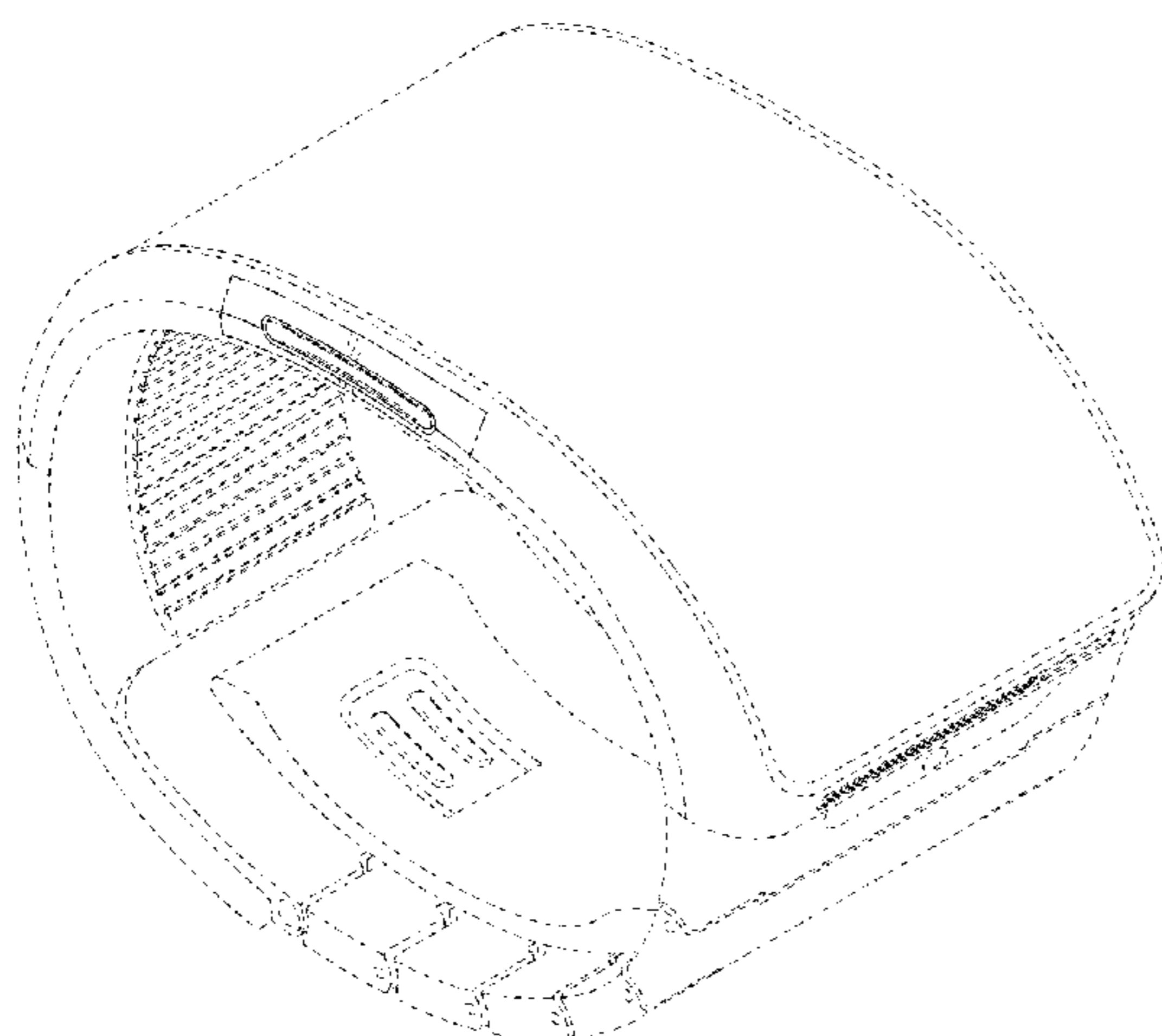
FIG. 1 is a front perspective view of an electronic device showing our new design;
FIG. 2 is a front view thereof;
FIG. 3 is a rear view thereof;
FIG. 4 is a left-side view thereof;
FIG. 5 is a right-side view thereof;
FIG. 6 is a top view thereof;
FIG. 7 is a bottom view thereof;
FIG. 8 is a perspective view of the electronic device of FIG. 1 shown in an open position; and,
FIG. 9 is an enlarged view of the encircled portion A in FIG. 2.

The broken lines indicate portions of the electronic device that form no part of the claimed design.

The dot-dash broken lines encircling portions of the claimed design that are illustrated in enlargements form no part of the claimed design.

The dot dash lines in the figures represent a boundary and form no part of the claimed design.

1 Claim, 9 Drawing Sheets



(56)

References Cited

U.S. PATENT DOCUMENTS

D664,531 S *	7/2012	Akana	D14/315	D712,405 S *	9/2014	Akana	D14/341
D671,113 S *	11/2012	Amemiya	D14/341	D714,254 S *	9/2014	Miyazaki	D14/203.7
D678,260 S *	3/2013	Bau	D14/250	D719,976 S *	12/2014	Bang	D14/203.1
D678,881 S *	3/2013	Groene	D14/391	D720,326 S *	12/2014	Chao	D14/138 AA
D684,082 S *	6/2013	Alvarez et al.	D11/3	D722,580 S *	2/2015	Dhondt	D14/138 G
D684,553 S *	6/2013	Kim	D14/138 G	D723,550 S *	3/2015	Krueger	D14/341
D693,787 S *	11/2013	Reivo et al.	D14/138 G	D727,787 S *	4/2015	Akana	D11/94
D697,911 S *	1/2014	McManigal et al.	D14/341	D730,861 S *	6/2015	Ryu	D14/138 G
D702,732 S *	4/2014	Wu	D14/203.5	D737,815 S *	9/2015	Finney	D14/138 G
D703,069 S *	4/2014	Adams et al.	D10/31	D746,811 S *	1/2016	Avery	D14/341
D703,177 S *	4/2014	Park	D14/138 G	D749,009 S *	2/2016	Akana	D11/94
D707,223 S *	6/2014	Akana et al.	D14/341	D750,524 S *	3/2016	Akana	D11/3
				2008/0004083 A1 *	1/2008	Ohki	H04M 1/0212 455/566
				2015/0049591 A1 *	2/2015	Adams et al.	368/13

* cited by examiner

FIG. 1

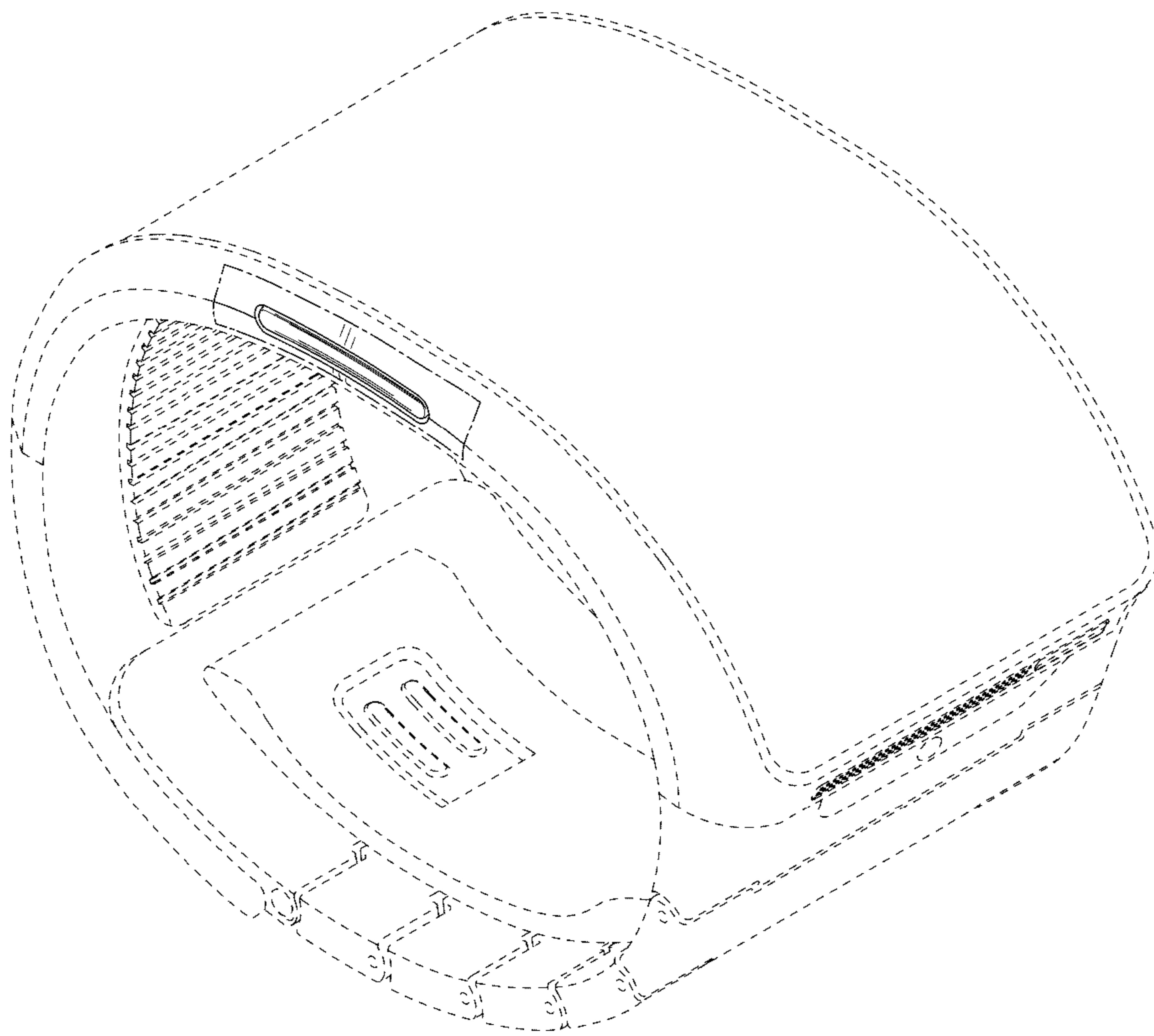


FIG. 2

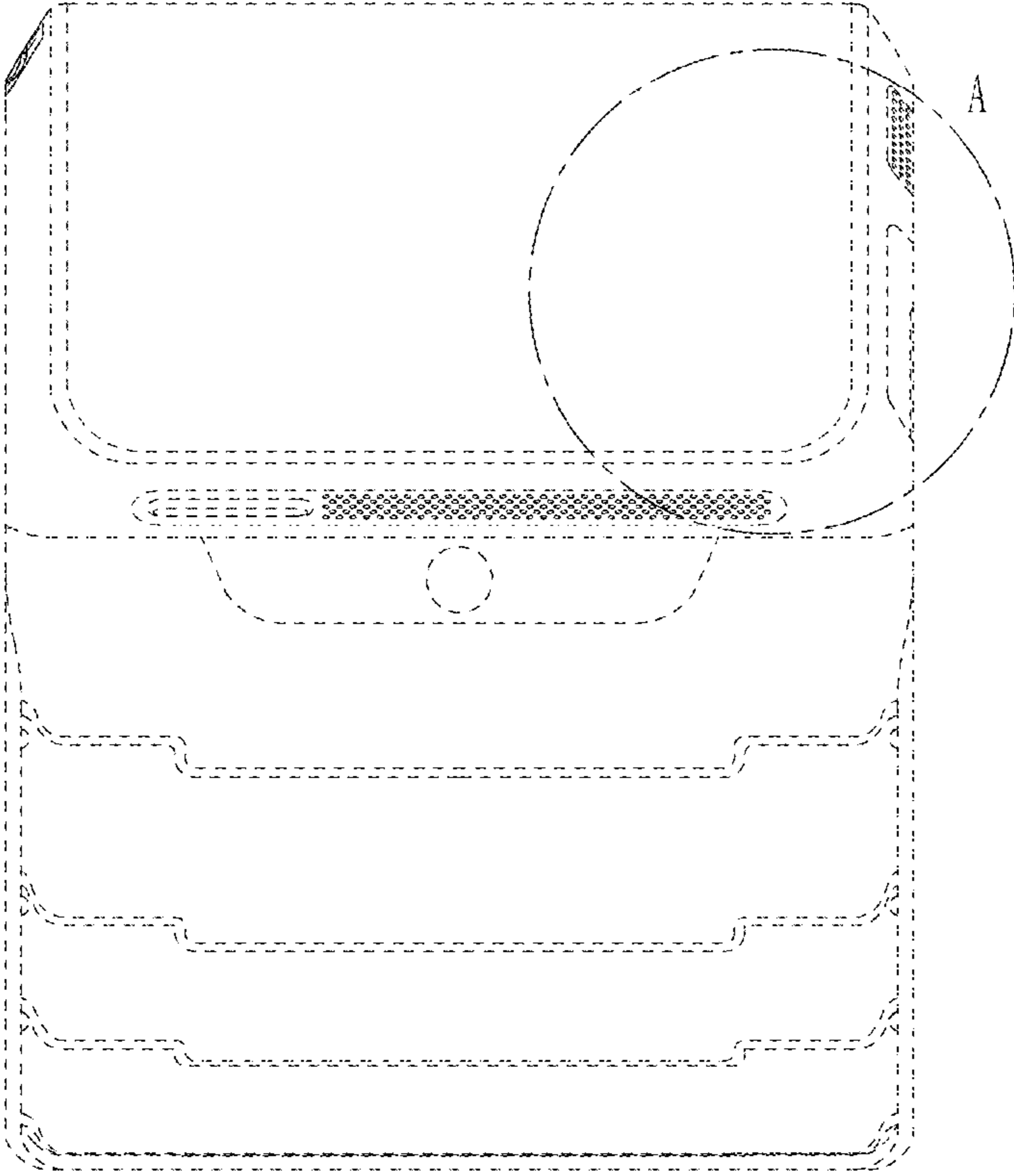


FIG. 3




FIG. 4

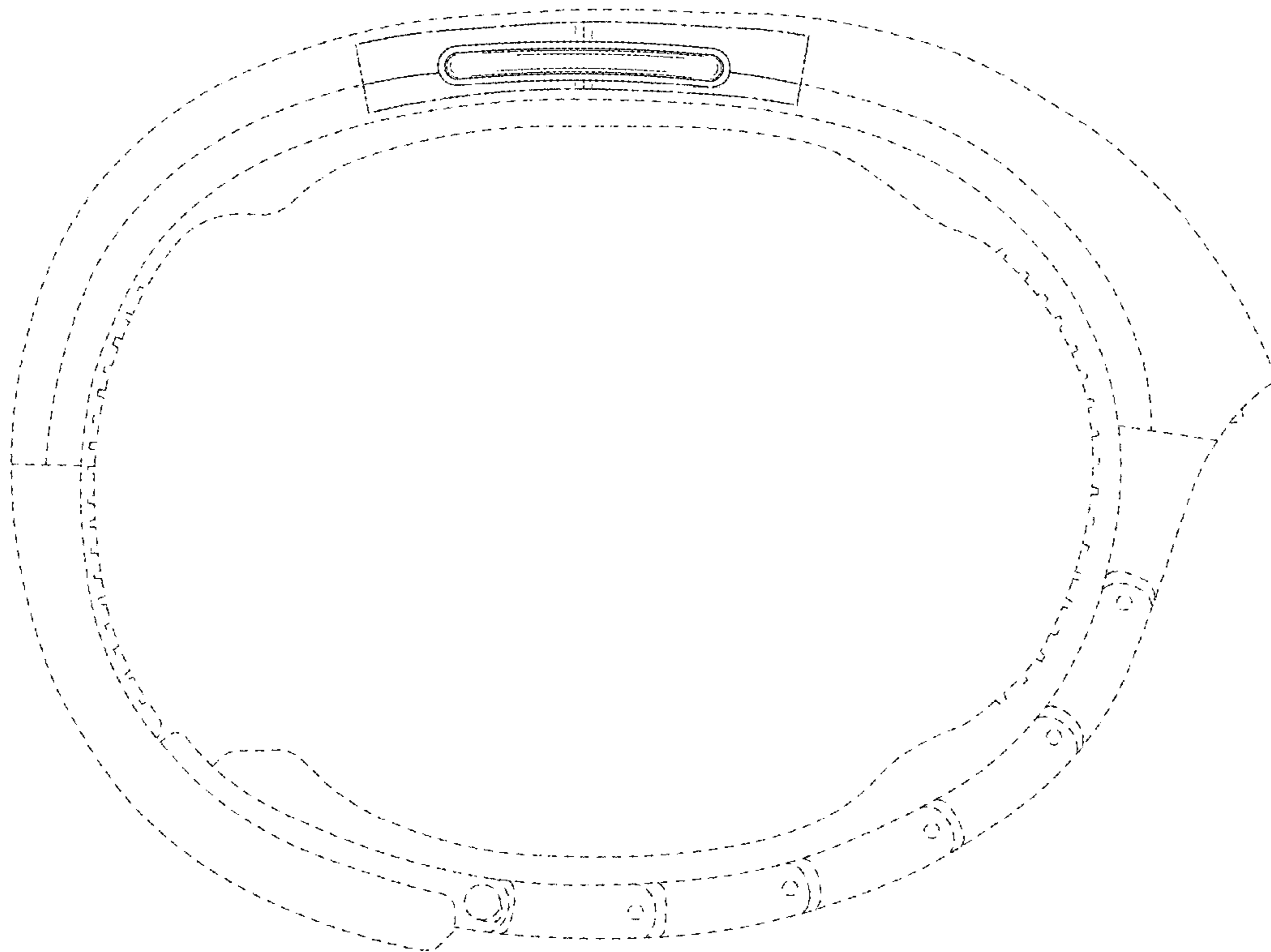


FIG. 5

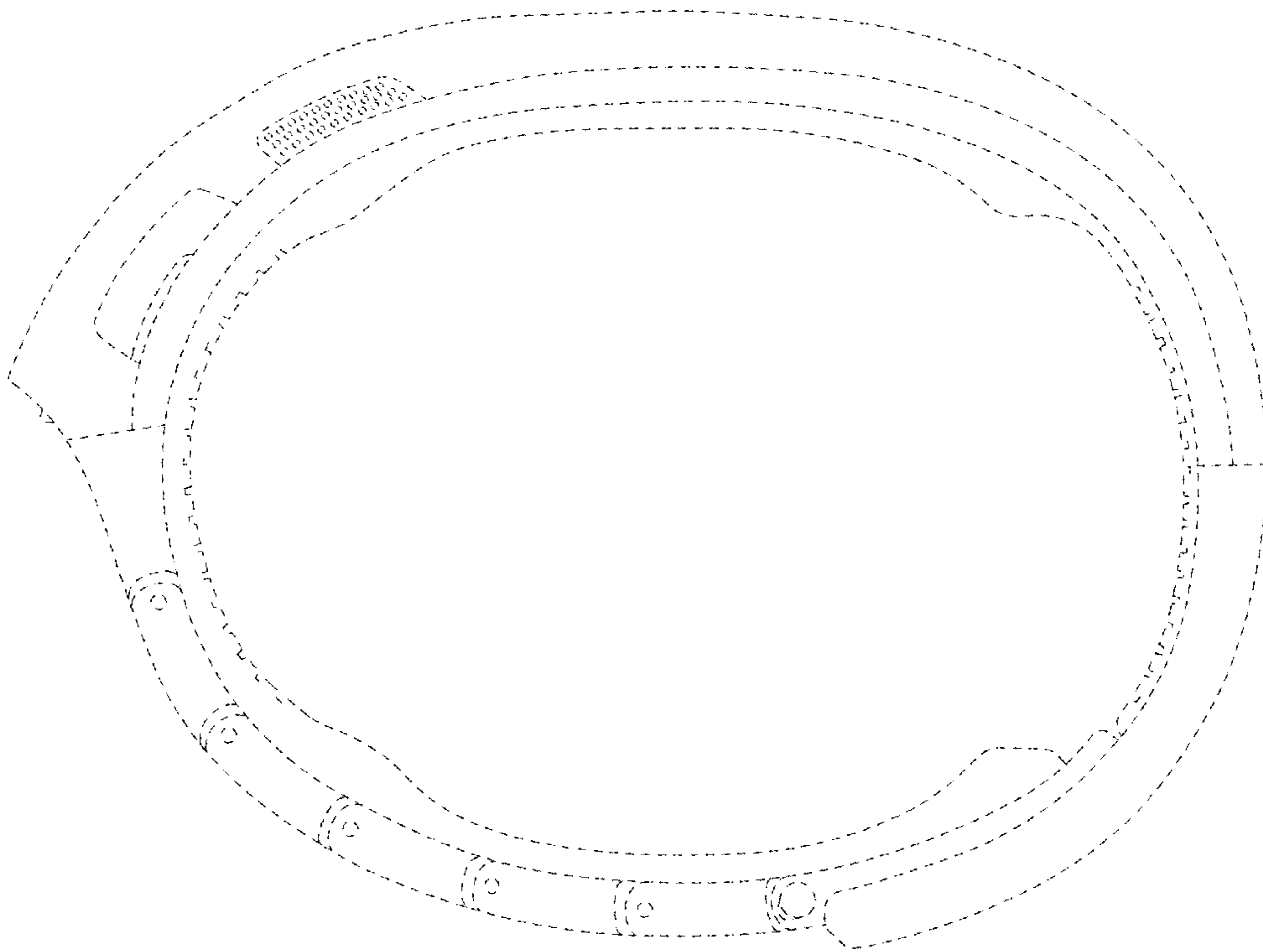


FIG. 6




FIG. 7




FIG. 8

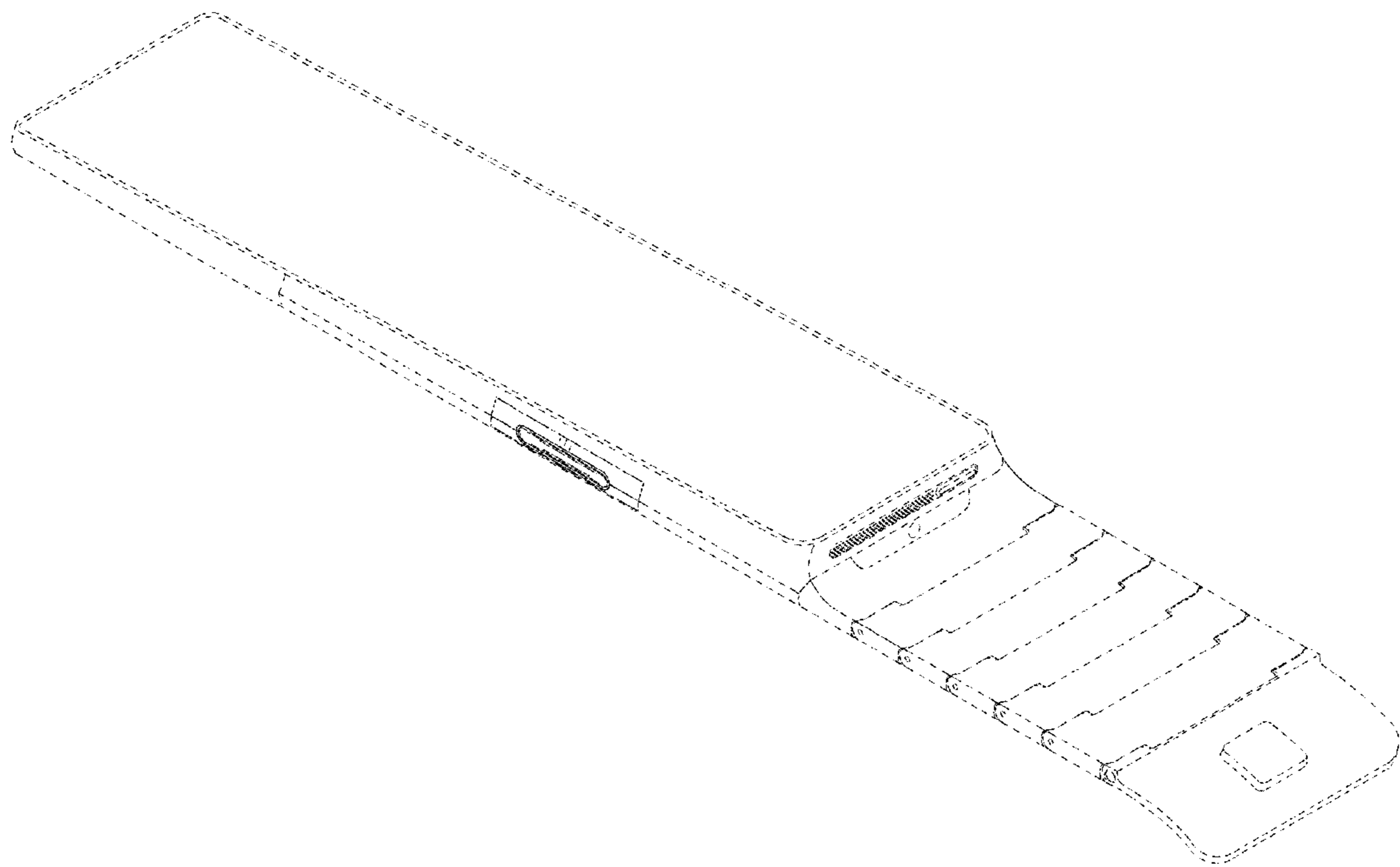


FIG. 9

