

US00D768617S

(12) **United States Design Patent** (10) **Patent No.:** **US D768,617 S**
Merenda (45) **Date of Patent:** **** Oct. 11, 2016**

(54) **PROTECTIVE COVER**

4,942,617 A 7/1990 Boylan
5,422,957 A 6/1995 Cummins
D397,246 S 8/1998 Hoofnagle et al.

(71) Applicant: **HYBRID SKILLZ INC.**, New York, NY (US)

(Continued)

(72) Inventor: **John T. Merenda**, New York, NY (US)

OTHER PUBLICATIONS

(73) Assignee: **HYBRID SKILLZ INC.**, New York, NY (US)

Ipod® Player Case with Retractable Stereo, <URL:http://www.amazon.com/ipd%ae-player-retractable-stereo-hadphones/dp/b000bt27mo>, retrieved from Internet on May 17, 2012.

(**) Term: **15 Years**

(Continued)

(21) Appl. No.: **29/550,034**

(22) Filed: **Dec. 30, 2015**

Primary Examiner — Sandra Snapp

Assistant Examiner — Holly E Thurman

Related U.S. Application Data

(74) *Attorney, Agent, or Firm* — Im IP Law PLLC; C. Andrew Im

(63) Continuation-in-part of application No. 29/481,255, filed on Feb. 3, 2014, now Pat. No. Des. 748,085, which is a continuation-in-part of application No. 29/430,245, filed on Aug. 23, 2012, now Pat. No. Des.

(57) **CLAIM**

The ornamental design for a protective cover, as shown and described.

(Continued)

(51) **LOC (10) Cl.** **14-03**

DESCRIPTION

(52) **U.S. Cl.**

USPC **D14/250**

(58) **Field of Classification Search**

USPC D14/250–253, 440, 203.3–203.7, 217, D14/496, 248, 238.1, 240, 447, 230, 247, D14/341, 345, 346, 439; D3/201, 218, 269, D3/301, 273, 303; D13/103, 107–108; 220/4.02; 248/309.1; 361/679.56; 379/426, 433.11, 455; 455/575.1, 455/575.8; 190/100; 206/305, 320

CPC A45C 2011/002; A45C 11/00; A45C 13/002; A45C 2011/003; H04M 1/0283; H04M 1/0202; H04M 1/185; H04B 1/3888

See application file for complete search history.

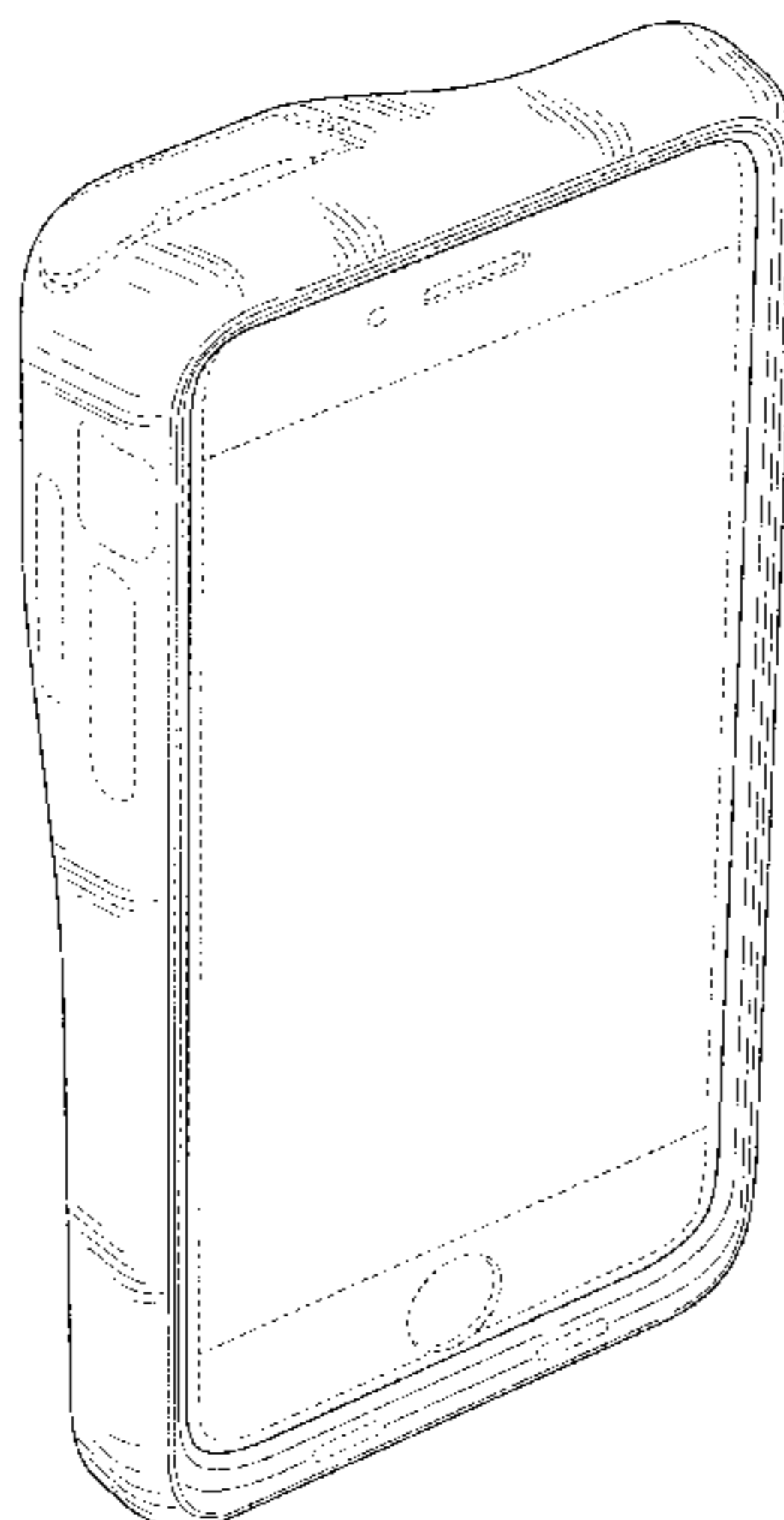
FIG. 1 is a front perspective view of a protective cover showing my new design;
FIG. 2 is a front elevation view thereof;
FIG. 3 is a rear elevation view thereof;
FIG. 4 is a left side view thereof;
FIG. 5 is a right side view thereof;
FIG. 6 is a top plan view thereof;
FIG. 7 is a bottom plan view thereof;
FIG. 8 is a front perspective view of a protective cover, showing the second embodiment of my new design;
FIG. 9 is a front elevation view thereof;
FIG. 10 is a rear elevation view thereof;
FIG. 11 is a left side view thereof;
FIG. 12 is a right side view thereof;
FIG. 13 is a top plan view thereof; and,
FIG. 14 is a bottom plan view thereof.
All broken lines depict unclaimed environment and form no part of the claimed design.

(56) **References Cited**

U.S. PATENT DOCUMENTS

4,584,718 A 4/1986 Fuller
D301,034 S 5/1989 Fujita et al.

1 Claim, 10 Drawing Sheets



Related U.S. Application Data

698,772, and a continuation-in-part of application No. 29/455,255, filed on May 17, 2013, said application No. 29/430,245 is a continuation-in-part of application No. 29/417,184, filed on Mar. 30, 2012, now Pat. No. Des. 667,823.

(56)

References Cited

U.S. PATENT DOCUMENTS

D414,178	S	9/1999	Loubert et al.	
D427,170	S	6/2000	Edwards et al.	
D434,739	S	12/2000	Hanna et al.	
6,301,487	B1	10/2001	Nakamura	
6,542,757	B2	4/2003	Bae	
6,633,770	B1	10/2003	Gitzinger et al.	
6,712,304	B1	3/2004	Taylor	
6,731,956	B2	5/2004	Hanna et al.	
D510,722	S	10/2005	Kosiba et al.	
7,032,728	B2	4/2006	Harcourt	
7,086,512	B2	8/2006	Shack et al.	
7,180,735	B2	2/2007	Thomas et al.	
D543,197	S	5/2007	Loughnane	
D551,846	S	10/2007	Ko et al.	
D559,826	S	1/2008	Lee	
D560,911	S	2/2008	Hackbart et al.	
D574,819	S	8/2008	Andre et al.	
D603,603	S	11/2009	Laine et al.	
7,648,027	B2	1/2010	Lin et al.	
D609,900	S	2/2010	Behar et al.	
D611,251	S	3/2010	Charlwood	
D619,130	S	7/2010	Fellig	
D622,692	S	8/2010	McWilliam et al.	
D622,716	S	8/2010	Andre et al.	
D623,180	S	9/2010	Diebel	
D624,114	S	9/2010	Ausems et al.	
7,822,448	B2	10/2010	Lin et al.	
D635,131	S	3/2011	Roman	
D639,052	S	6/2011	Fathollahi	
D654,068	S	2/2012	Monaco et al.	
D654,483	S	2/2012	Richardson et al.	
D654,931	S	2/2012	Lemelman et al.	
D667,823	S *	9/2012	Merenda	D14/250
D698,772	S *	2/2014	Merenda	D14/250
D707,669	S	6/2014	Guzman	
D717,287	S	11/2014	Macrina et al.	

8,891,800	B1	11/2014	Shaffer	
D719,950	S	12/2014	Smith et al.	
D720,338	S *	12/2014	Nousiainen	D14/248
D723,532	S	3/2015	Stevinson	
D723,533	S	3/2015	Stevinson	
D724,573	S *	3/2015	Stevinson	D14/250
D726,701	S *	4/2015	Stevinson	D14/250
D727,305	S	4/2015	Fisher	
D732,011	S	6/2015	Stevinson	
D733,112	S	6/2015	Chaney et al.	
9,148,717	B2 *	9/2015	Shaffer	H04R 1/1025
D744,470	S *	12/2015	Stevinson	D14/250
D746,804	S *	1/2016	Nousiainen	D14/250
D748,085	S *	1/2016	Merenda	D14/250
D754,114	S *	4/2016	Curtis	D14/250
2003/0096640	A1	5/2003	Bae	
2003/0157973	A1	8/2003	Yang	
2003/0224839	A1	12/2003	Takahashi et al.	
2004/0204165	A1	10/2004	Huang	
2005/0220316	A1	10/2005	Hsiang	
2005/0255898	A1	11/2005	Huang	
2006/0058081	A1	3/2006	Reichenbach	
2007/0165371	A1	7/2007	Brandenburg	
2010/0279743	A1	11/2010	Sim	
2011/0170732	A1	7/2011	Parker et al.	
2011/0233078	A1	9/2011	Monaco et al.	
2012/0077556	A1 *	3/2012	McKendrick	H04M 1/04 455/575.8
2013/0237290	A1	9/2013	Simmons, Jr. et al.	
2014/0079237	A1	3/2014	Cataldo et al.	

OTHER PUBLICATIONS

EarGears Phone Case with Built-in Retractable Headphones, shipping for iPhone 4 platform beginning Apr. 2012, <URL:<http://www.ear-gears.com/>>.

Sangean DT-220A AM/FM Stereo Pocket Size Radio with Self-Storage Headphones, earliest customer review on Feb. 21, 2004 <URL: <http://www.amazon.com/sangean-dt-220a-stereo-self-storage-headphones/dp/b00008aybf>>.

Azeca Clip-On Bluetooth Headset with retractable earbud, posted on Mar. 15, 2012, <URL: <http://thegeekchurch.com/wp-content/uploads/2012/03/azeca-retractable.png>>.

www.quirky.com/ideations/165787, Automatic Wire Retractor Phone Case, Mar. 29, 2012.

* cited by examiner

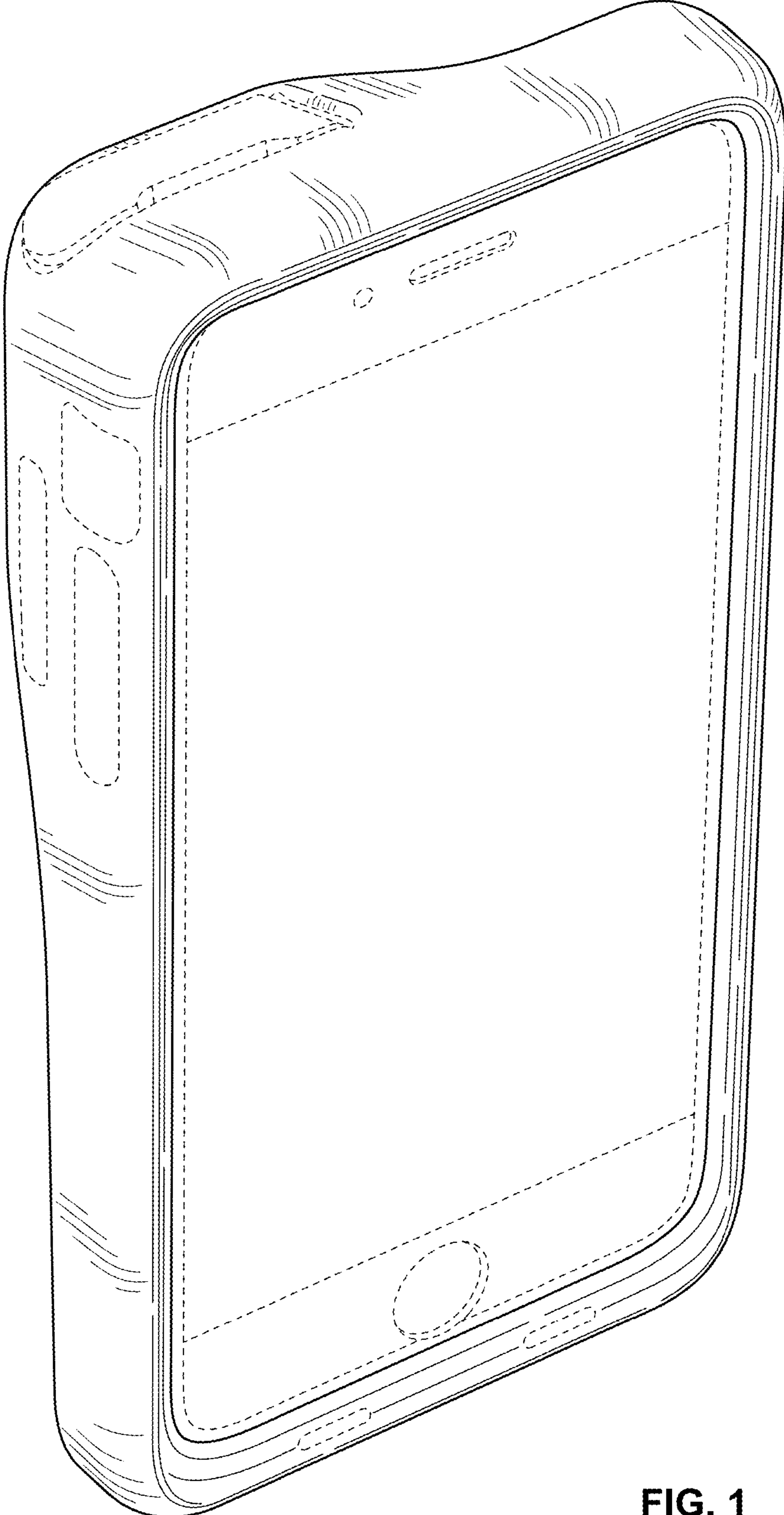


FIG. 1




FIG. 2

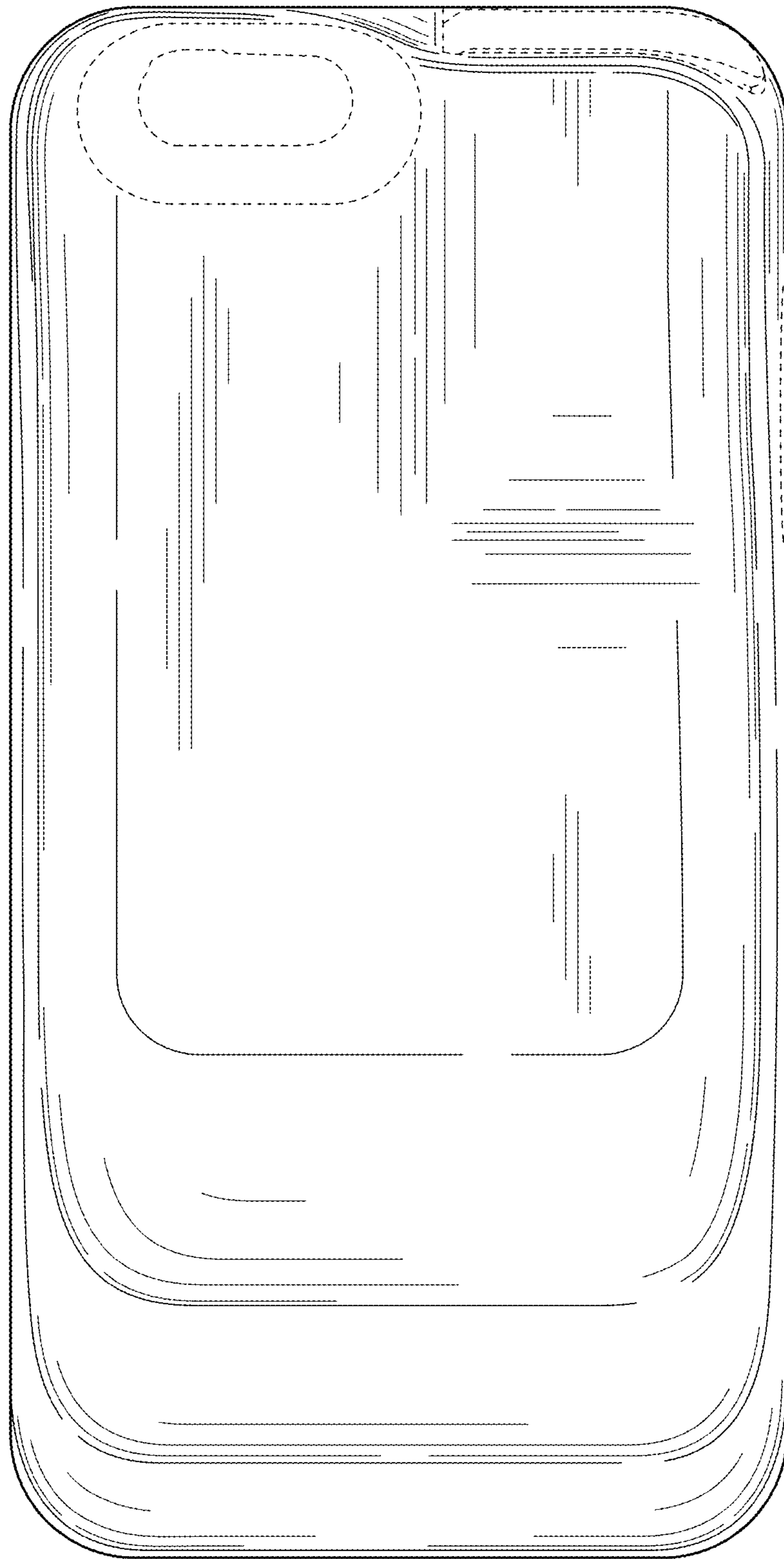


FIG. 3

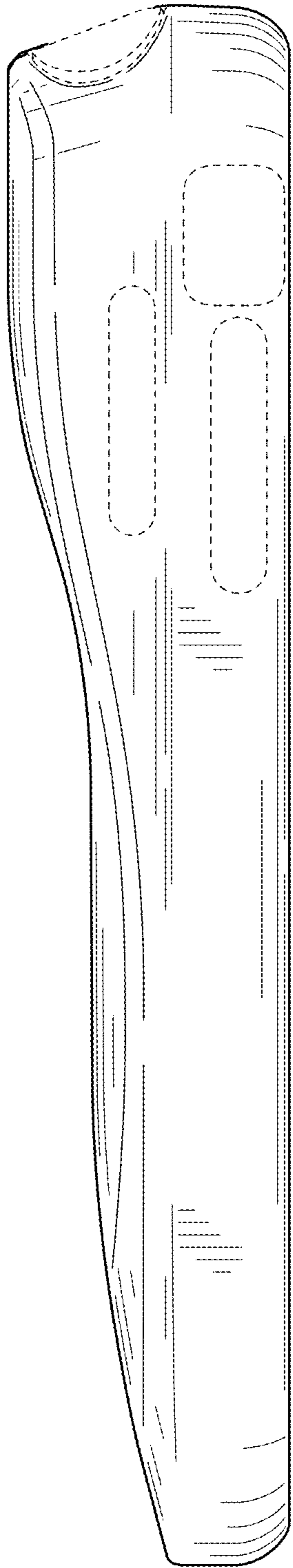


FIG. 4

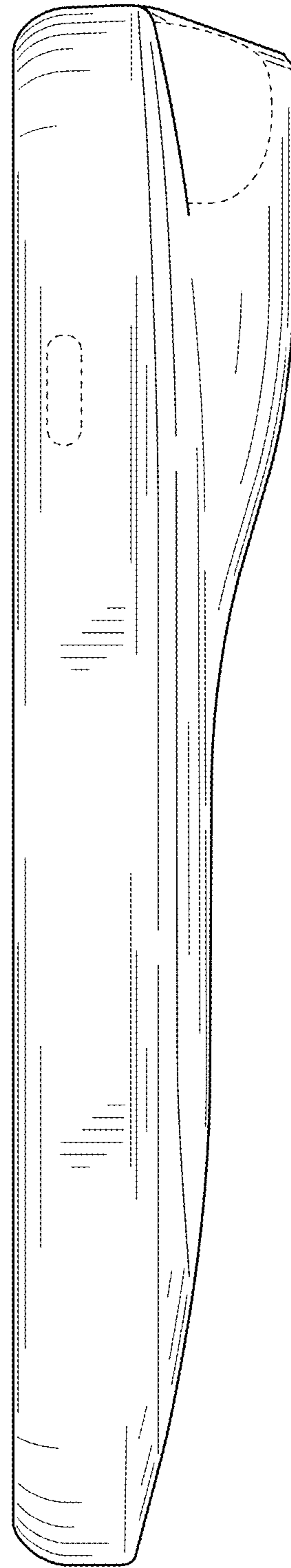


FIG. 5

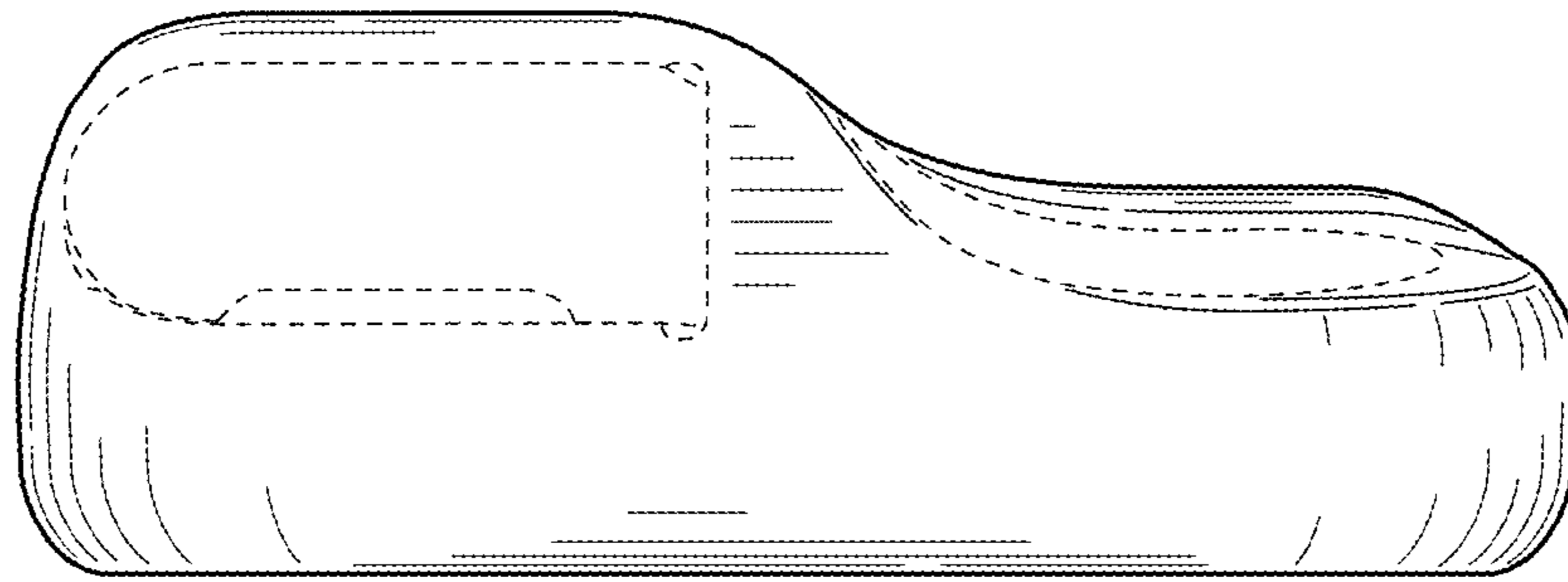


FIG. 6

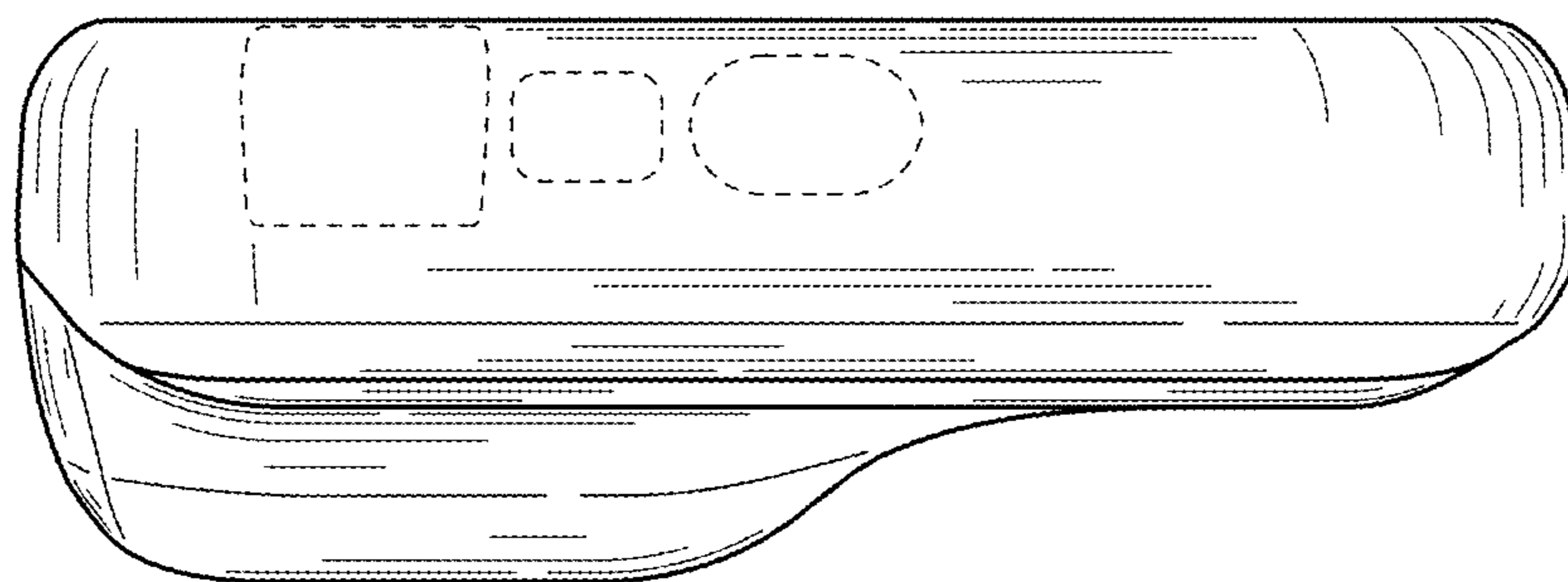


FIG. 7

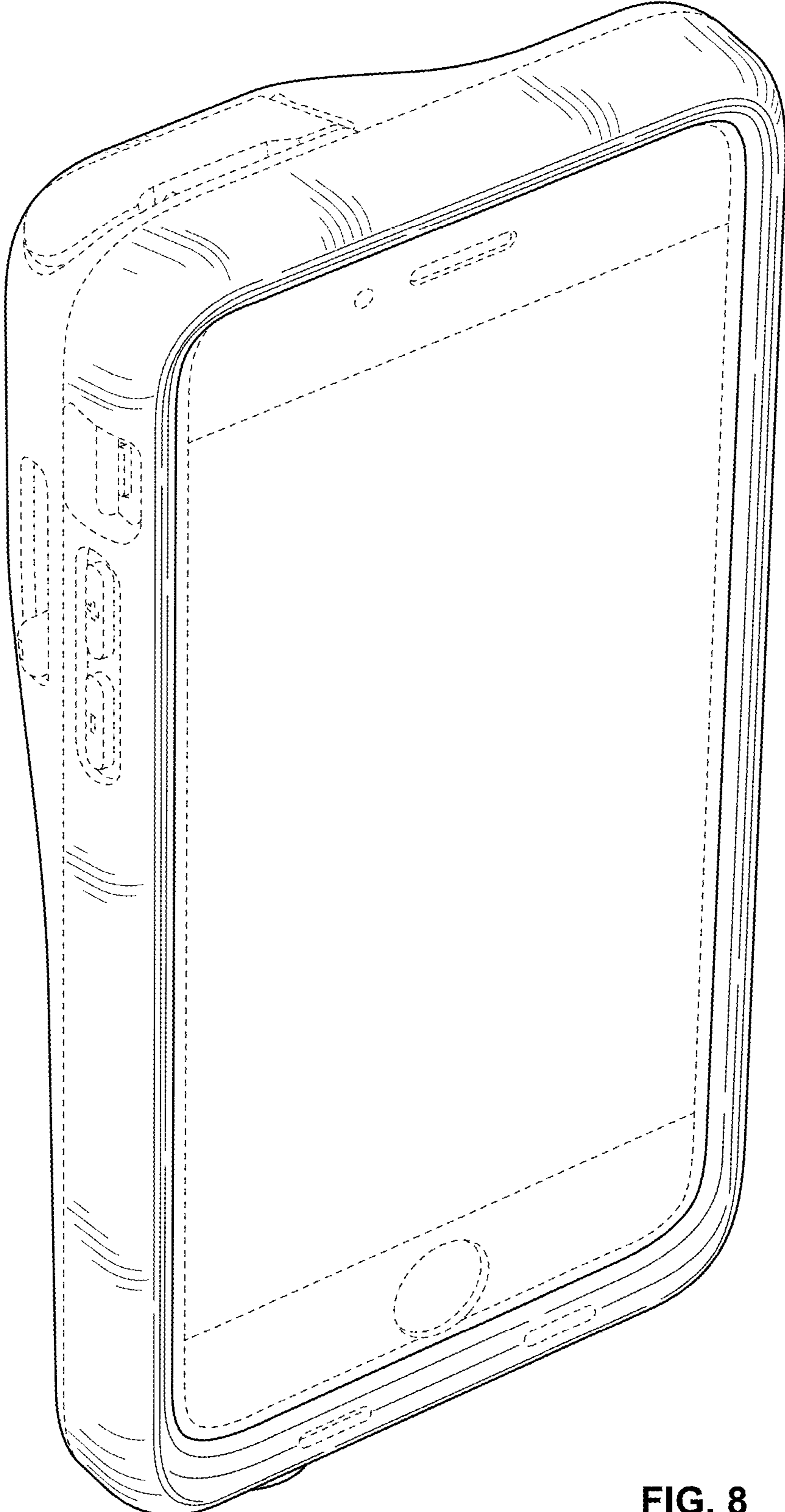


FIG. 8




FIG. 9

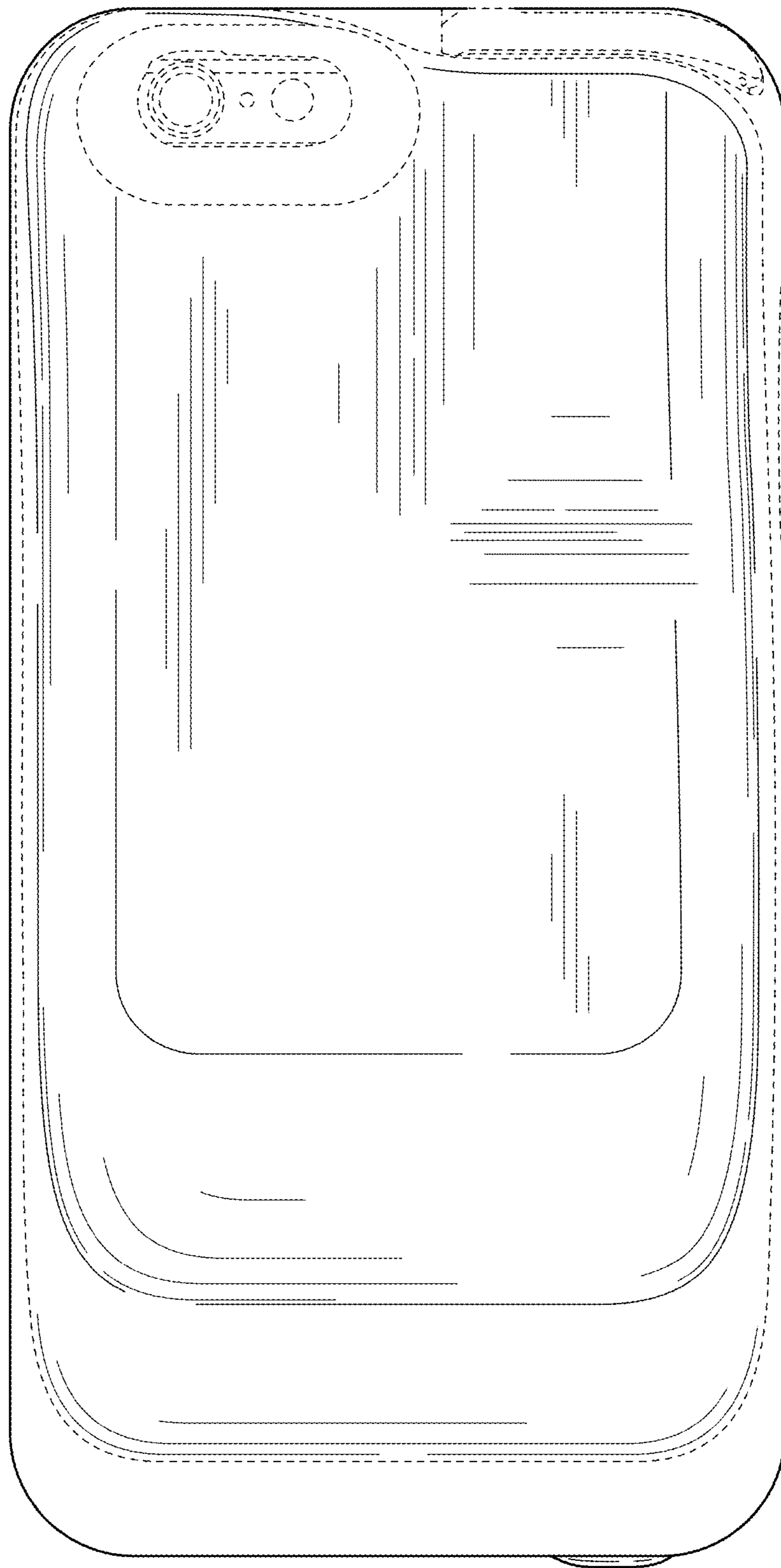


FIG. 10

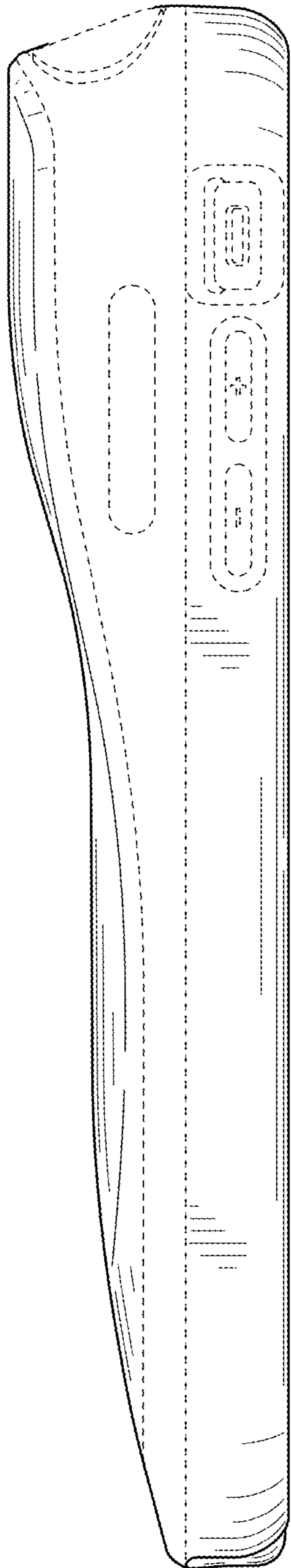


FIG. 11

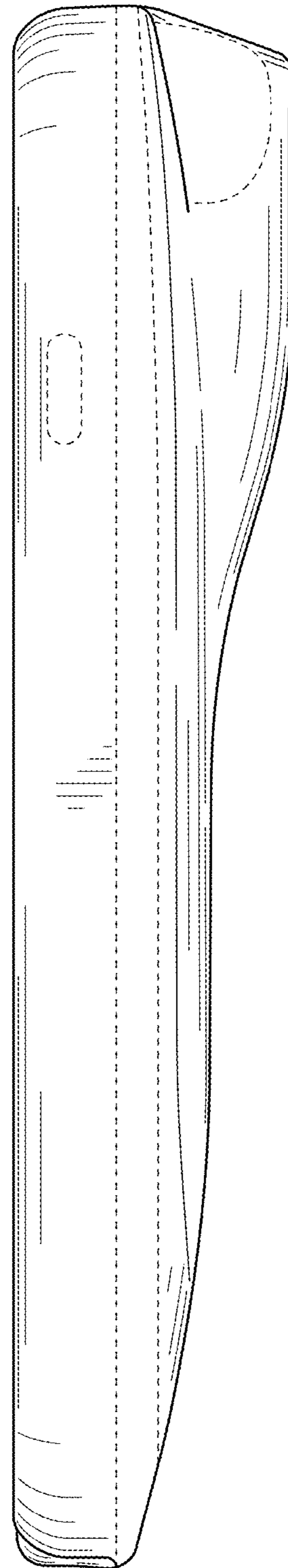


FIG. 12

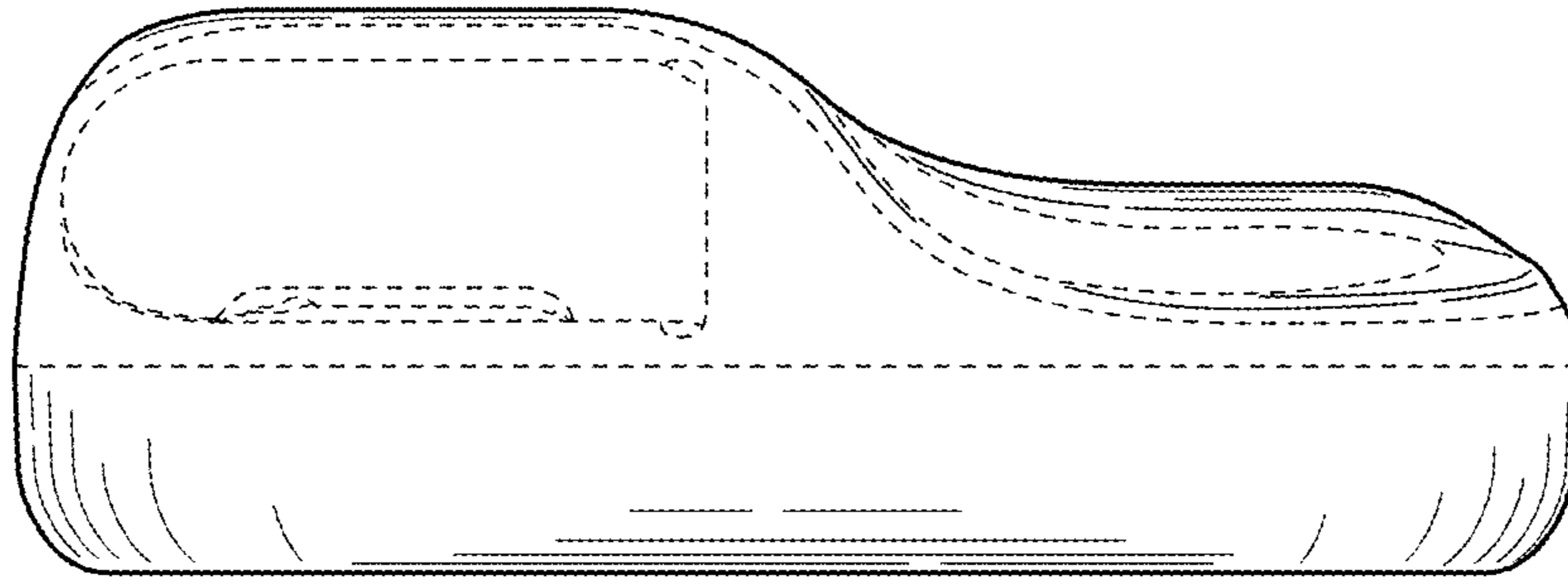


FIG. 13

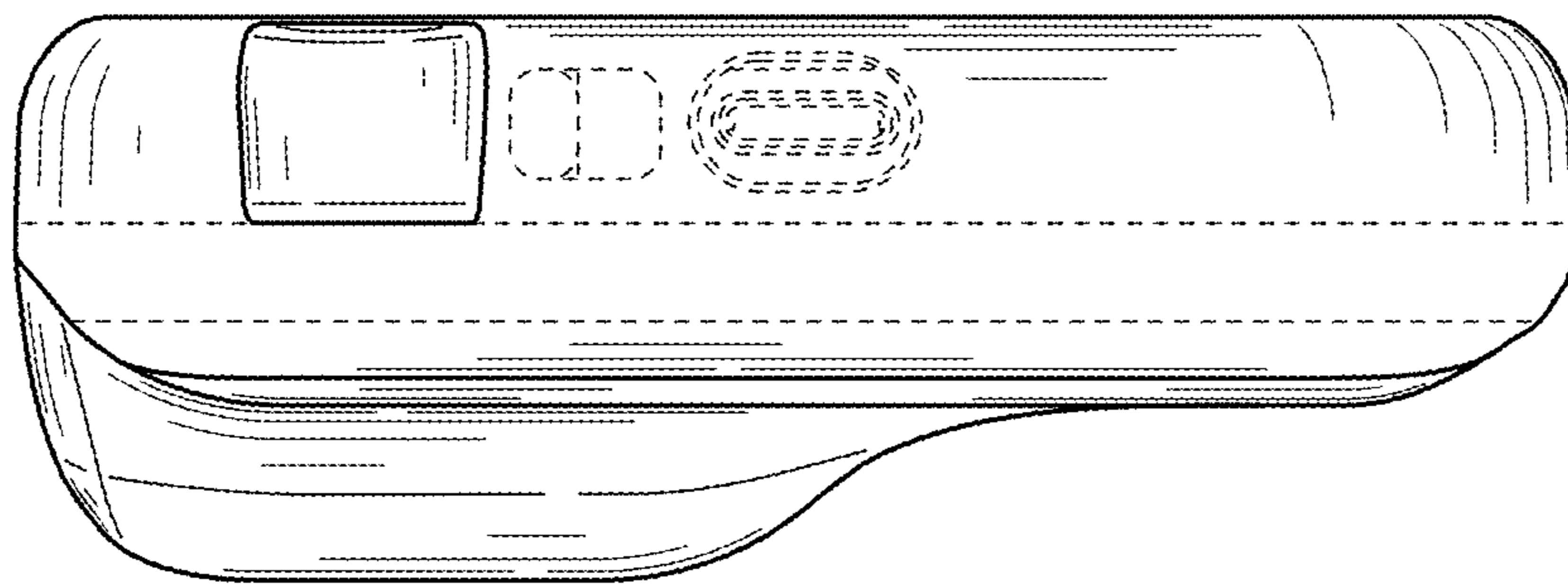


FIG. 14