



US00D768614S

(12) **United States Design Patent**
Stewart

(10) **Patent No.:** **US D768,614 S**
(45) **Date of Patent:** **** Oct. 11, 2016**

(54) **CELL PHONE CASE**

D282,743 S * 2/1986 Huang D14/143
D291,568 S * 8/1987 Basch D14/143
D406,613 S * 3/1999 Nakanishi D21/329

(71) Applicant: **Brittany L. Stewart**, Nashville, TN
(US)

(Continued)

(72) Inventor: **Brittany L. Stewart**, Nashville, TN
(US)

OTHER PUBLICATIONS

(73) Assignee: **Griffin Technology, Inc.**, Nashville, TN
(US)

Review: Griffin KaZoo for iPhone 5, published Oct. 17, 2012,
URL<<http://www.ilounge.com/index.php/reviews/entry/griffinkazooforiphone5>>, retrieved from internet on Jan. 11, 2016.*

(**) Term: **14 Years**

Primary Examiner — Carla Jobe Wright

(21) Appl. No.: **29/501,434**

(74) *Attorney, Agent, or Firm* — Hornkohl Intellectual
Property Law, PLLC; Jason L. Hornkohl

(22) Filed: **Sep. 4, 2014**

(51) **LOC (10) Cl.** **14-03**

(57) **CLAIM**

(52) **U.S. Cl.**
USPC **D14/250**

The ornamental design for a cell phone case, as shown and
described.

(58) **Field of Classification Search**

DESCRIPTION

USPC D14/238.1, 250, 440, 203.3–203.7, 217,
D14/240, 248, 251–253, 447, 496, 143, 189,
D14/203.2; D3/201, 218, 247, 269, 273,
D3/301, 303; D13/103, 107–108, 119
CPC A45C 1/06; A45C 11/00; A45C 13/02;
A45C 2011/002; A45F 5/02; A45F 2005/026;
A45F 2200/0525; A45F 2200/0516; H04B
1/3888; H04M 1/0283; H04M 1/0202
See application file for complete search history.

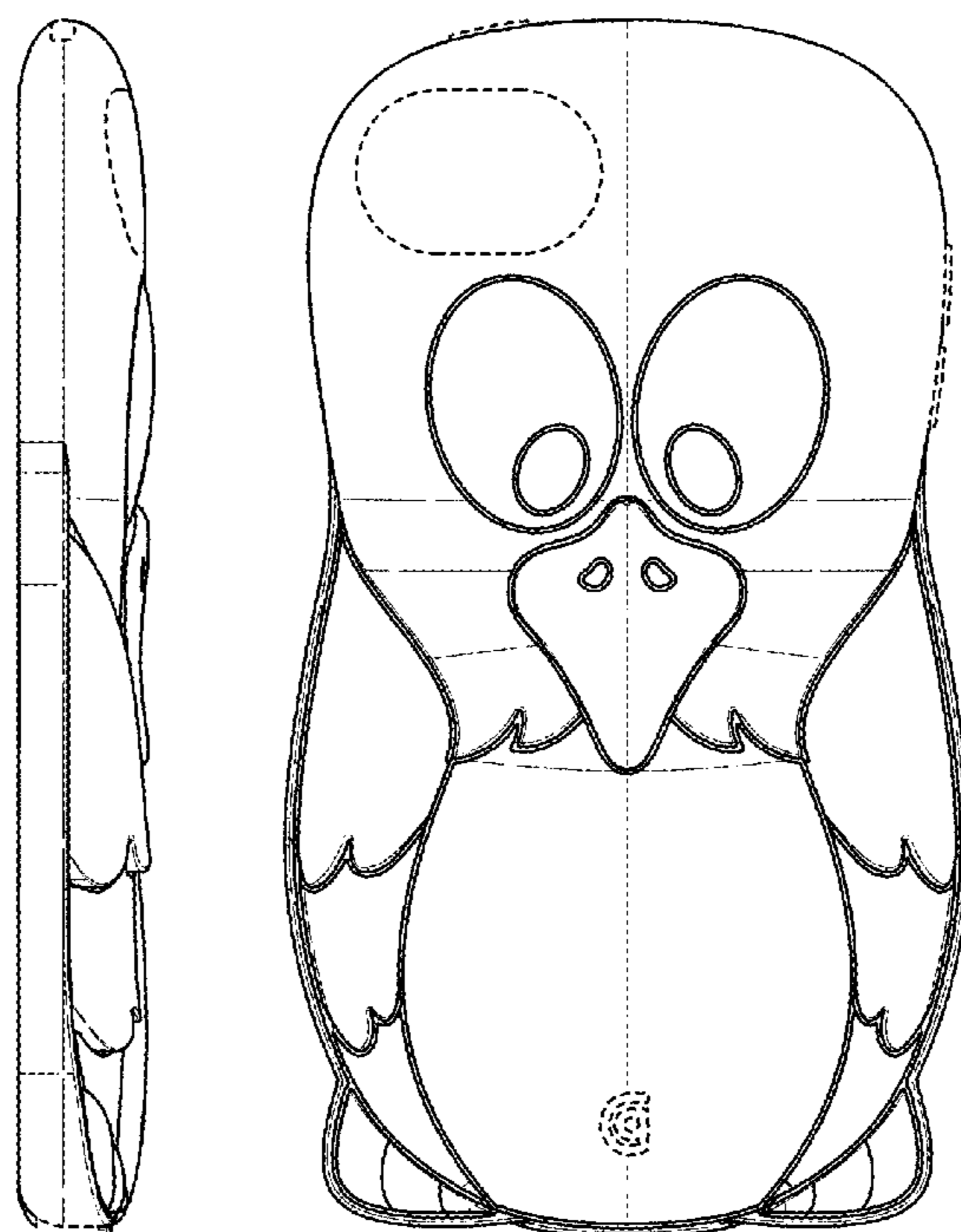
FIG. 1 is a front isometric view of a cell phone case showing
my new design;
FIG. 2 is a top view of the cell phone case;
FIG. 3 is a left side view of the cell phone case;
FIG. 4 is a front view of the cell phone case;
FIG. 5 is a right side view of the cell phone case;
FIG. 6 is a bottom view of the cell phone case; and,
FIG. 7 is a back view of the cell phone case.
The broken lines in the drawings depict portions of the cell
phone case that form no part of the claimed design. The
broken lines and unshaded surfaces bounded by broken lines
form no part of the claimed design.

(56) **References Cited**

U.S. PATENT DOCUMENTS

1,759,974 A * 5/1930 Campbell A45C 11/00
150/100
D228,953 S * 10/1973 Boldt D14/189

1 Claim, 3 Drawing Sheets



(56)

References Cited

U.S. PATENT DOCUMENTS

D442,599 S *	5/2001	Cecilia	D14/403	D711,865 S *	8/2014	Smith	D14/250
D509,319 S *	9/2005	Chen	D21/606	D717,779 S *	11/2014	Dong	D14/250
D577,007 S *	9/2008	Cummings	D14/168	D719,575 S *	12/2014	Elliott	D14/440
D666,213 S *	8/2012	Fahrberger	D14/496	D719,948 S *	12/2014	Dong	D14/250
D677,654 S *	3/2013	Kwag	D14/250	2007/0113306 A1 *	5/2007	Paci	A63H 3/005
D687,428 S *	8/2013	Kim	D14/253				455/575.1
8,675,862 B1 *	3/2014	Lin	H04M 1/185	2013/0249358 A1 *	9/2013	Stevenson	H05K 5/0004
			379/437				312/223.1
				2014/0221058 A1 *	8/2014	Jand	A45C 11/00
							455/575.8

* cited by examiner

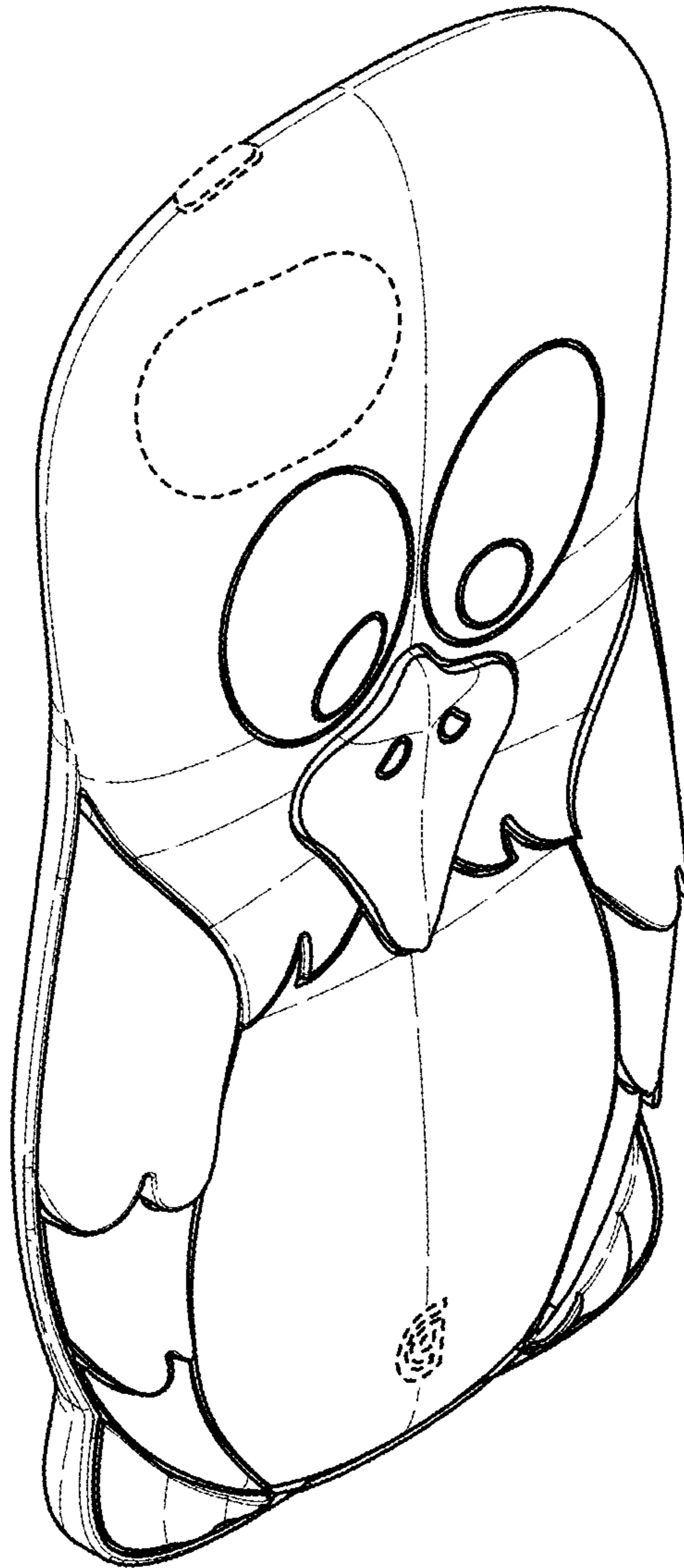


FIG. 1

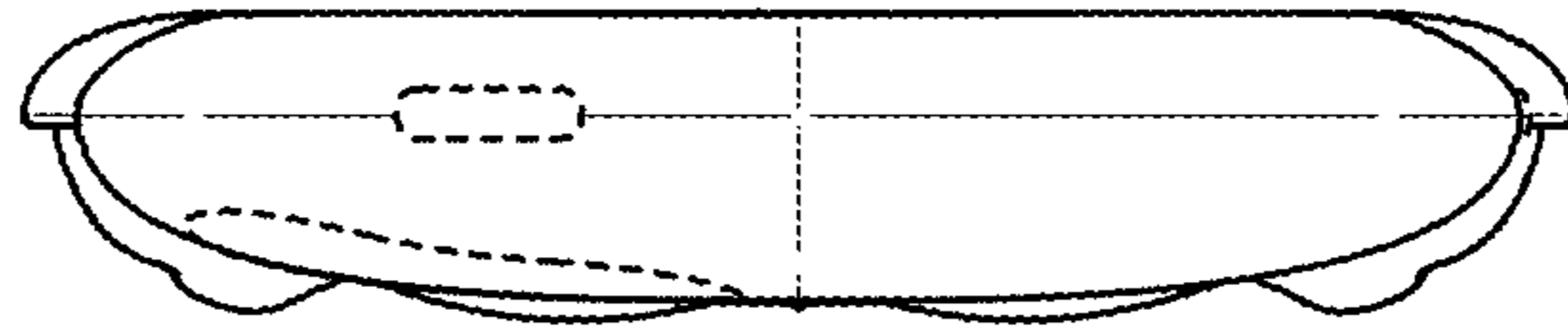


FIG. 2




FIG. 3

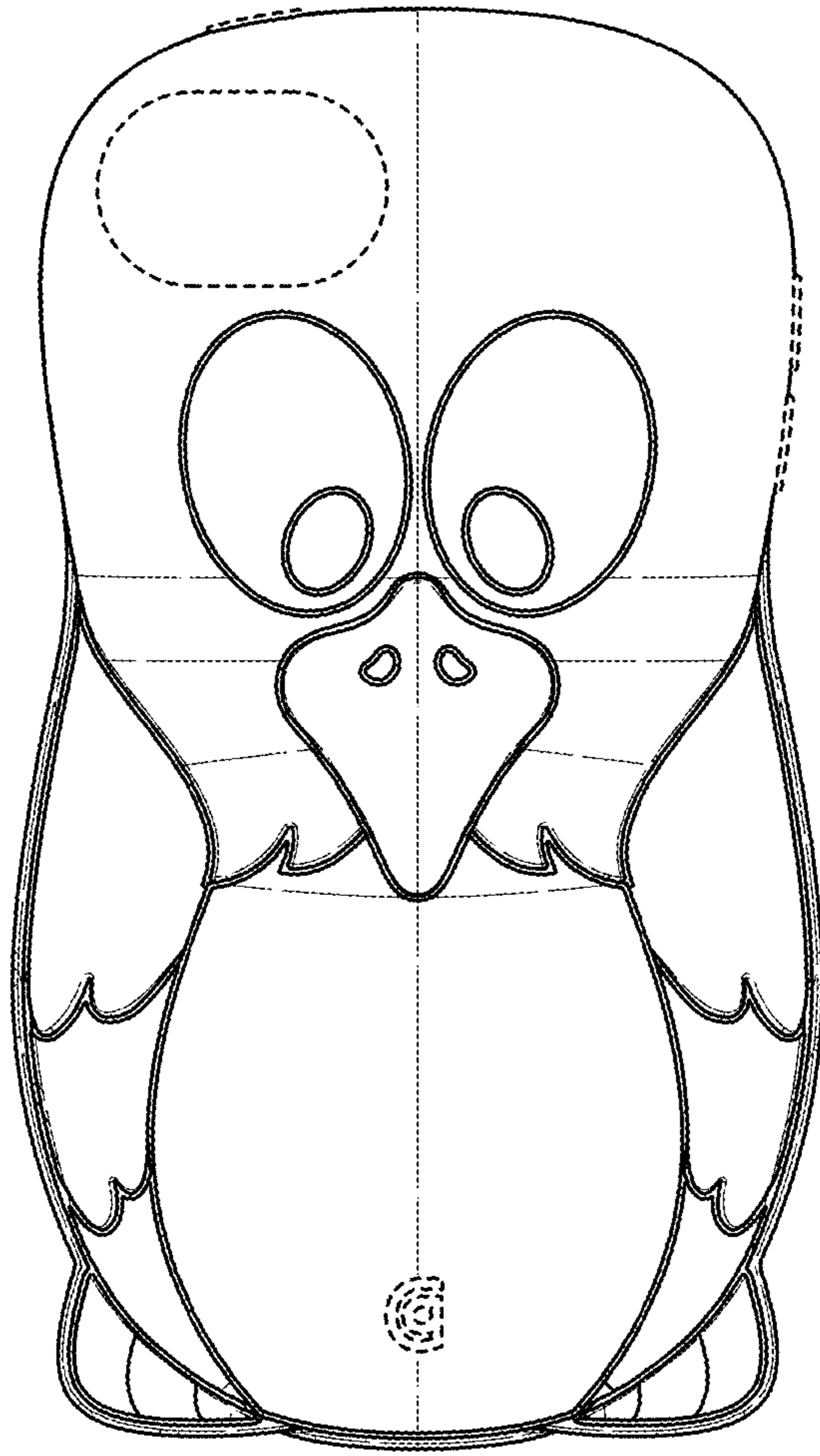


FIG. 4

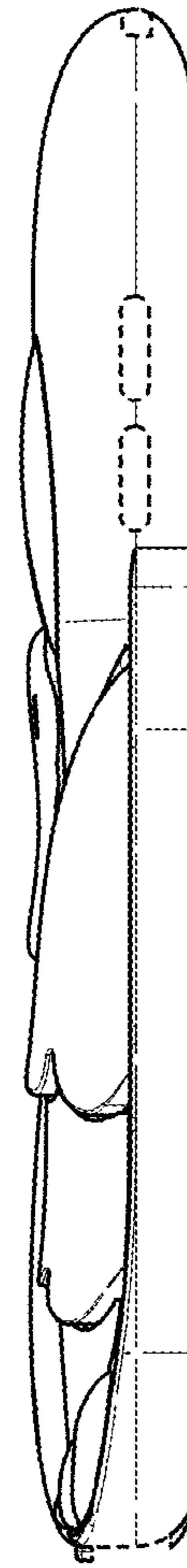


FIG. 5

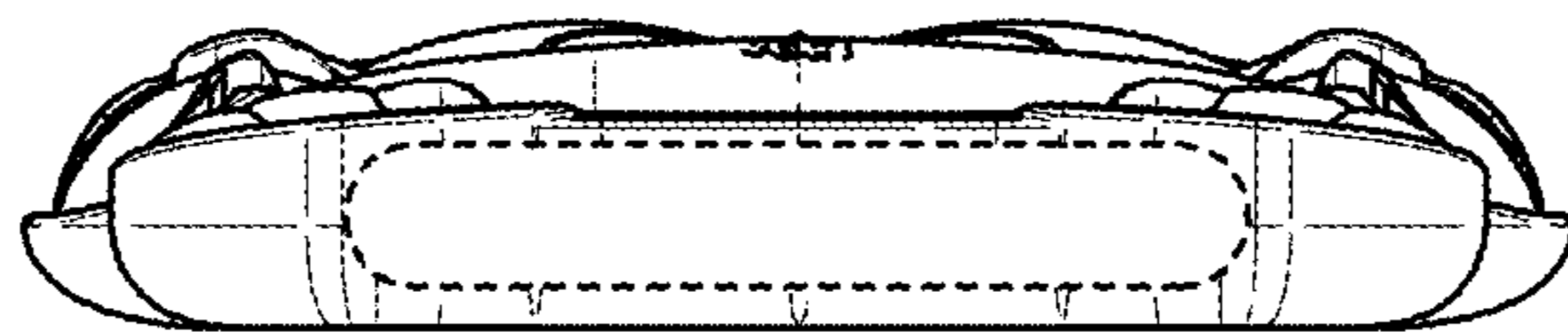


FIG. 6

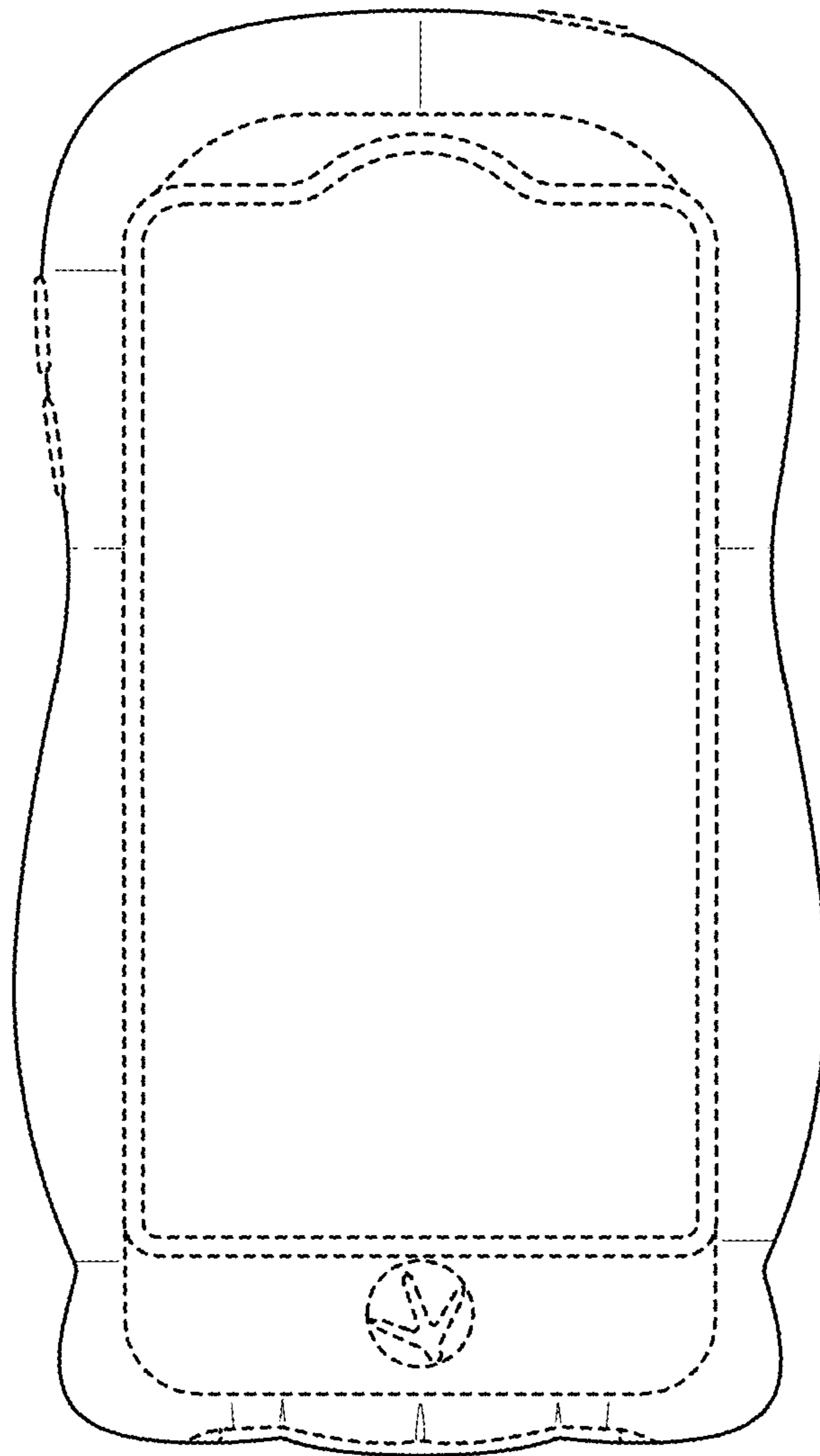


FIG. 7