

US00D768610S

(12) **United States Design Patent** (10) **Patent No.:** **US D768,610 S**
Moon (45) **Date of Patent:** **** Oct. 11, 2016**

(54) **COVER FOR DATA RELAY DEVICE**

5,901,220 A * 5/1999 Garver H04M 1/0293
379/399.01

(71) Applicant: **Samsung Electronics Co., Ltd.**,
Suwon-si, Gyeonggi-do (KR)

D438,532 S * 3/2001 Gargani D14/240

D450,686 S * 11/2001 Beaumont D13/184

D454,544 S * 3/2002 Takach, Jr. D13/152

D471,182 S * 3/2003 Cheung D14/240

D543,514 S * 5/2007 Katz D13/184

D609,901 S * 2/2010 Behar D3/218

D637,162 S * 5/2011 Bridgman D13/152

D655,280 S * 3/2012 MacManus D14/140.1

D754,111 S * 4/2016 Kwak D14/240

D755,762 S * 5/2016 Moon D14/242

(72) Inventor: **Jihyun Moon**, Gwangmyeong-si (KR)

(73) Assignee: **SAMSUNG ELECTRONICS CO., LTD.** (KR)

(**) Term: **14 Years**

* cited by examiner

(21) Appl. No.: **29/502,679**

Primary Examiner — Bridget L Eland

(22) Filed: **Sep. 18, 2014**

(74) *Attorney, Agent, or Firm* — Cantor Colburn LLP

(30) **Foreign Application Priority Data**

Jul. 16, 2014 (KR) 30-2014-0034858

(51) **LOC (10) Cl.** **14-03**

(52) **U.S. Cl.**

USPC **D14/242**

(58) **Field of Classification Search**

USPC D14/240, 242, 357, 358, 125,
D14/140-140.9, 155, 137, 139, 243, 239,
D14/433

CPC H04L 12/00; H03K 17/00; H04W 88/00;
H04W 88/005; H04W 88/02; H04W 88/08;
H04W 88/085; H04W 88/10; H04W 88/12;
H04W 88/14; H04B 1/38

See application file for complete search history.

(56) **References Cited**

U.S. PATENT DOCUMENTS

D342,523 S * 12/1993 Morgan D13/156

D364,618 S * 11/1995 Somoza D14/142

(57) **CLAIM**

The ornamental design for a cover for data relay device, as shown and described.

DESCRIPTION

FIG. 1 is a perspective view of a cover for data relay device, showing my new design;

FIG. 2 is a front view thereof;

FIG. 3 is a rear view thereof;

FIG. 4 is a side view thereof;


FIG. 5 is another side view thereof;

FIG. 6 is a top view thereof; and,

FIG. 7 is a bottom view thereof.

The broken line shows portions of a cover for data relay device which form no part of the claimed design.

1 Claim, 7 Drawing Sheets



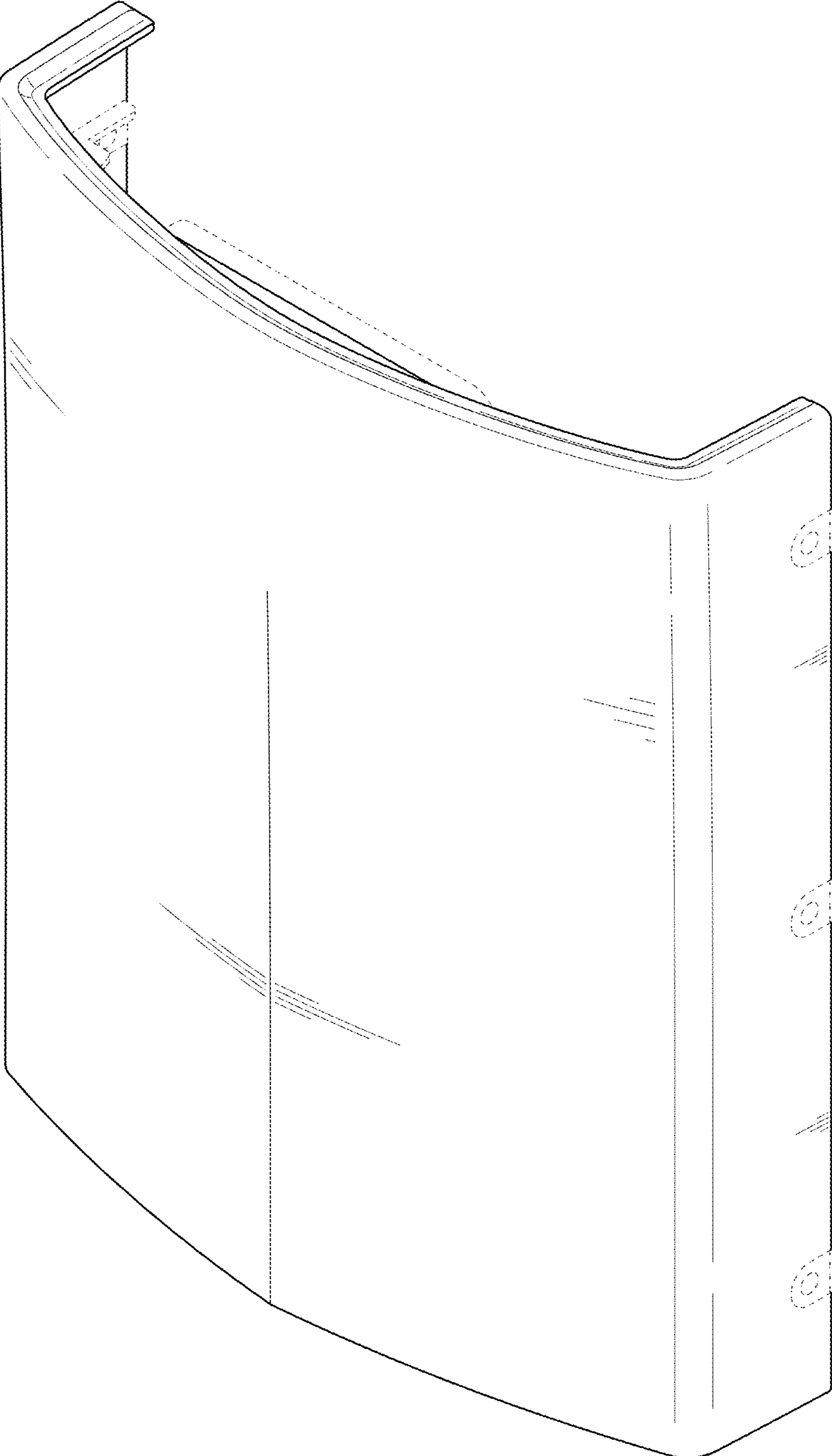


FIG. 1




FIG. 2

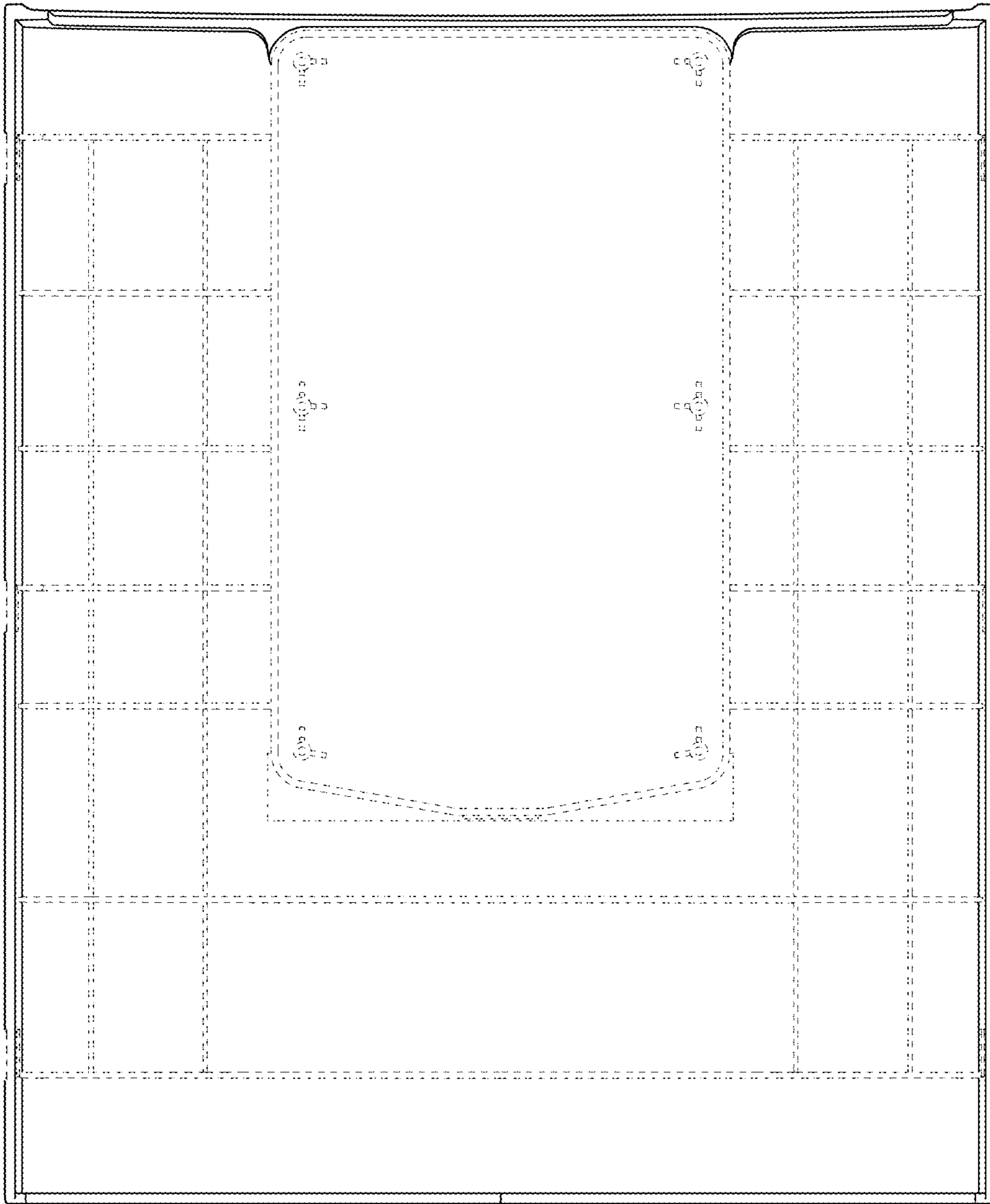


FIG. 3

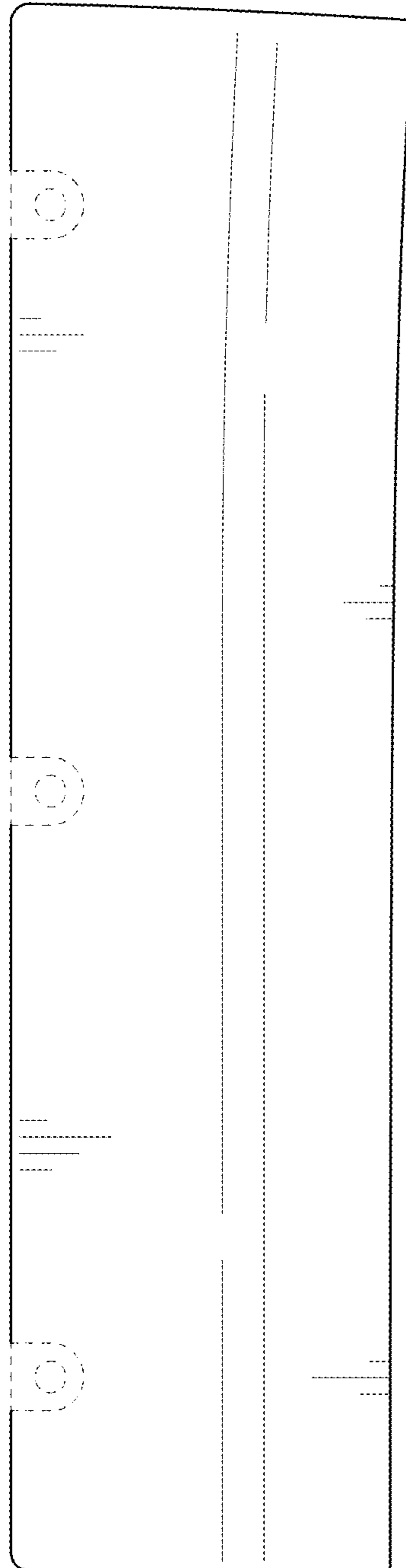


FIG. 4

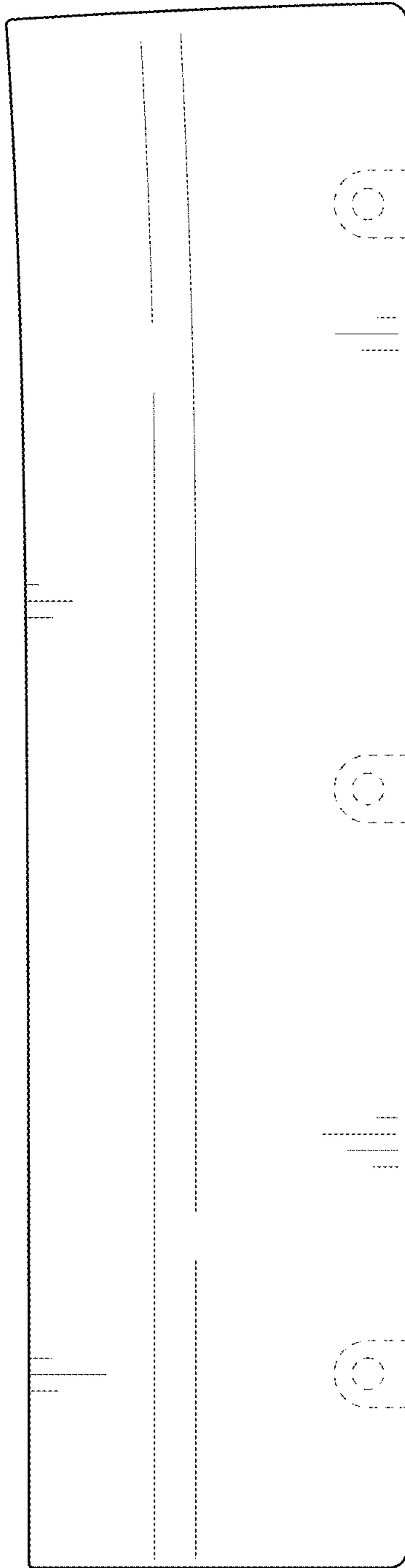


FIG. 5

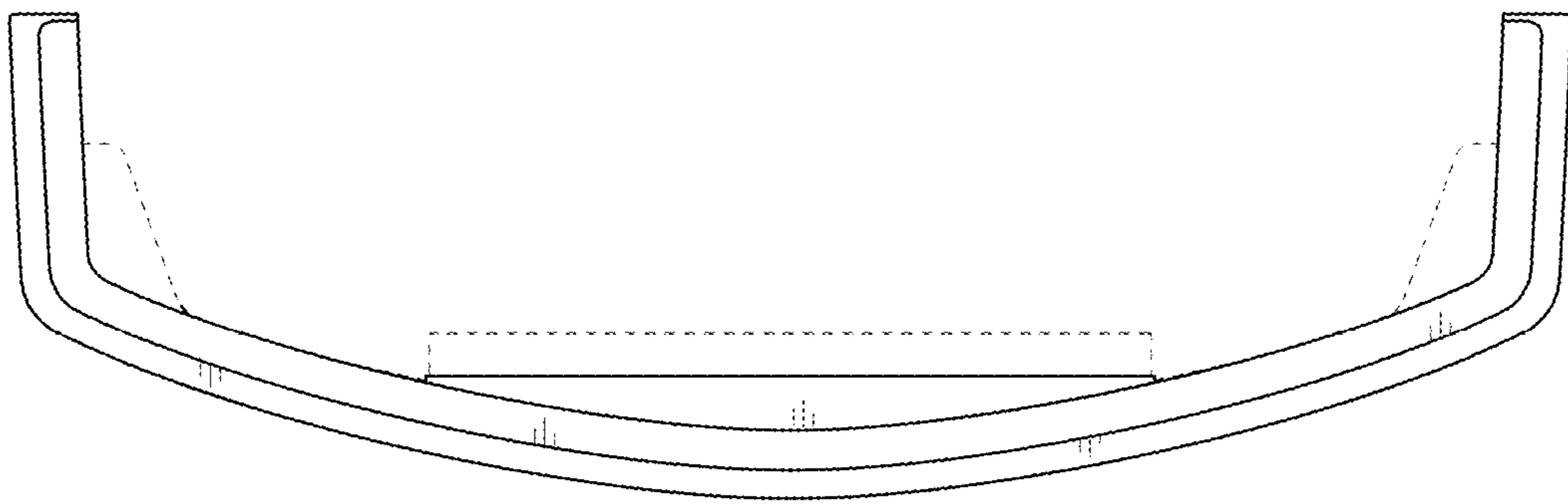


FIG. 6

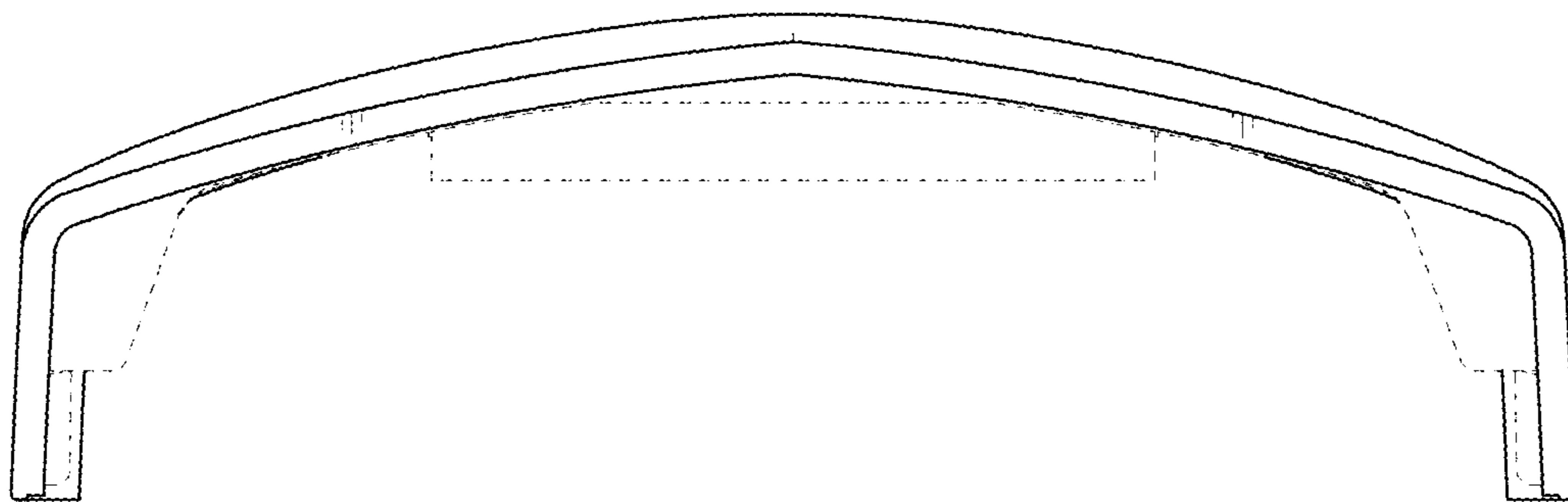


FIG. 7