



US00D768609S

(12) **United States Design Patent**
Moon et al.

(10) **Patent No.:** **US D768,609 S**

(45) **Date of Patent:** **** Oct. 11, 2016**

(54) **CASE FOR DATA RELAY DEVICE**

(71) Applicant: **Samsung Electronics Co., Ltd.**,
Suwon-si, Gyeonggi-do (KR)

(72) Inventors: **Jihyun Moon**, Gwangmyeong-si (KR);
Taihyung Ju, Seoul (KR)

(73) Assignee: **SAMSUNG ELECTRONICS CO., LTD.** (KR)

(**) Term: **14 Years**

(21) Appl. No.: **29/502,948**

(22) Filed: **Sep. 22, 2014**

(30) **Foreign Application Priority Data**

Jul. 22, 2014 (KR) 30-2014-0035863

(51) **LOC (10) Cl.** **14-03**

(52) **U.S. Cl.**
USPC **D14/240**

(58) **Field of Classification Search**
USPC D14/240, 242, 357, 358, 125,
D14/140-140.9, 155, 137, 139, 243, 239,
D14/433

CPC H04L 12/00; H03K 17/00; H04W 88/00;
H04W 88/005; H04W 88/02; H04W 88/08;
H04W 88/085; H04W 88/10; H04W 88/12;
H04W 88/14; H04B 1/38

See application file for complete search history.

(56) **References Cited**

U.S. PATENT DOCUMENTS

D311,910 S * 11/1990 Pedinielli D14/242
D311,911 S * 11/1990 Ueno D14/242

D411,185 S * 6/1999 Isshiki D14/358
D430,866 S * 9/2000 Beaumont D13/184
D431,556 S * 10/2000 Beaumont D13/184
D436,352 S * 1/2001 Smith D14/137
D450,686 S * 11/2001 Beaumont D13/184
D465,216 S * 11/2002 Zdinak D13/164
D490,402 S * 5/2004 Jung D14/240
D669,059 S * 10/2012 Huang D14/240
D669,455 S * 10/2012 Huang D14/240
D671,925 S * 12/2012 Tsuda D14/240
D705,762 S * 5/2014 Yu D14/240

* cited by examiner

Primary Examiner — Bridget L Eland

(74) *Attorney, Agent, or Firm* — Cantor Colburn LLP

(57) **CLAIM**

The ornamental design for a case for data relay device, as shown and described.

DESCRIPTION

FIG. 1 is a perspective view of a case for data relay device, showing our new design;

FIG. 2 is a front view thereof;

FIG. 3 is a rear view thereof;

FIG. 4 is a side view thereof;

FIG. 5 is another side view thereof;

FIG. 6 is a top view thereof; and,

FIG. 7 is a bottom view thereof.

The broken lines that are immediately adjacent to the claim, and define unshaded regions, represent the bounds of the claim, while all other broken lines including the two broken line squares in the FIGS. 1 and 2 views are directed to environment; the broken lines form no part of the claimed design. In addition, the unshaded surface in the FIG. 7 view that directly adjoins the claimed solid line edge forms no part of the claimed design.

1 Claim, 7 Drawing Sheets

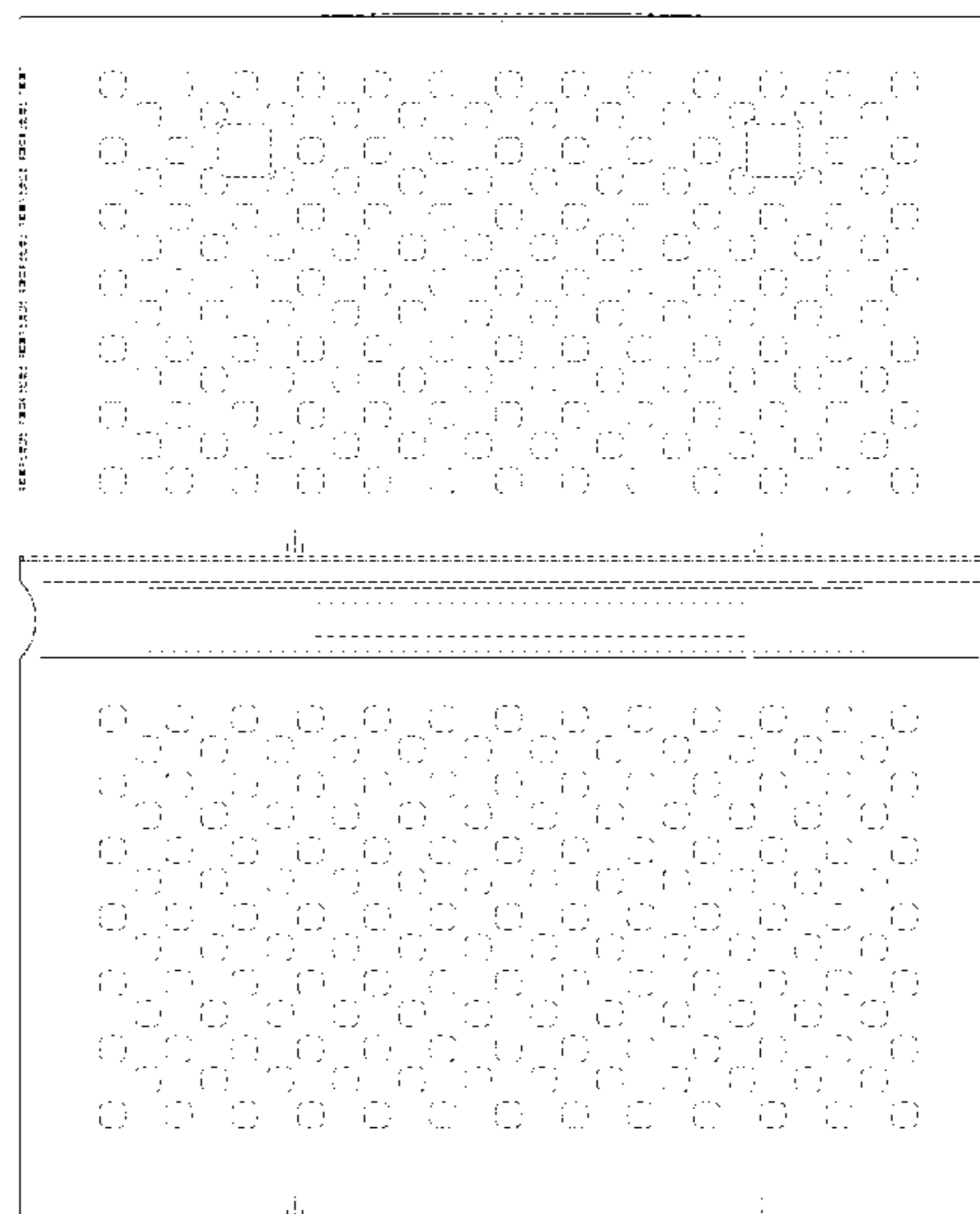
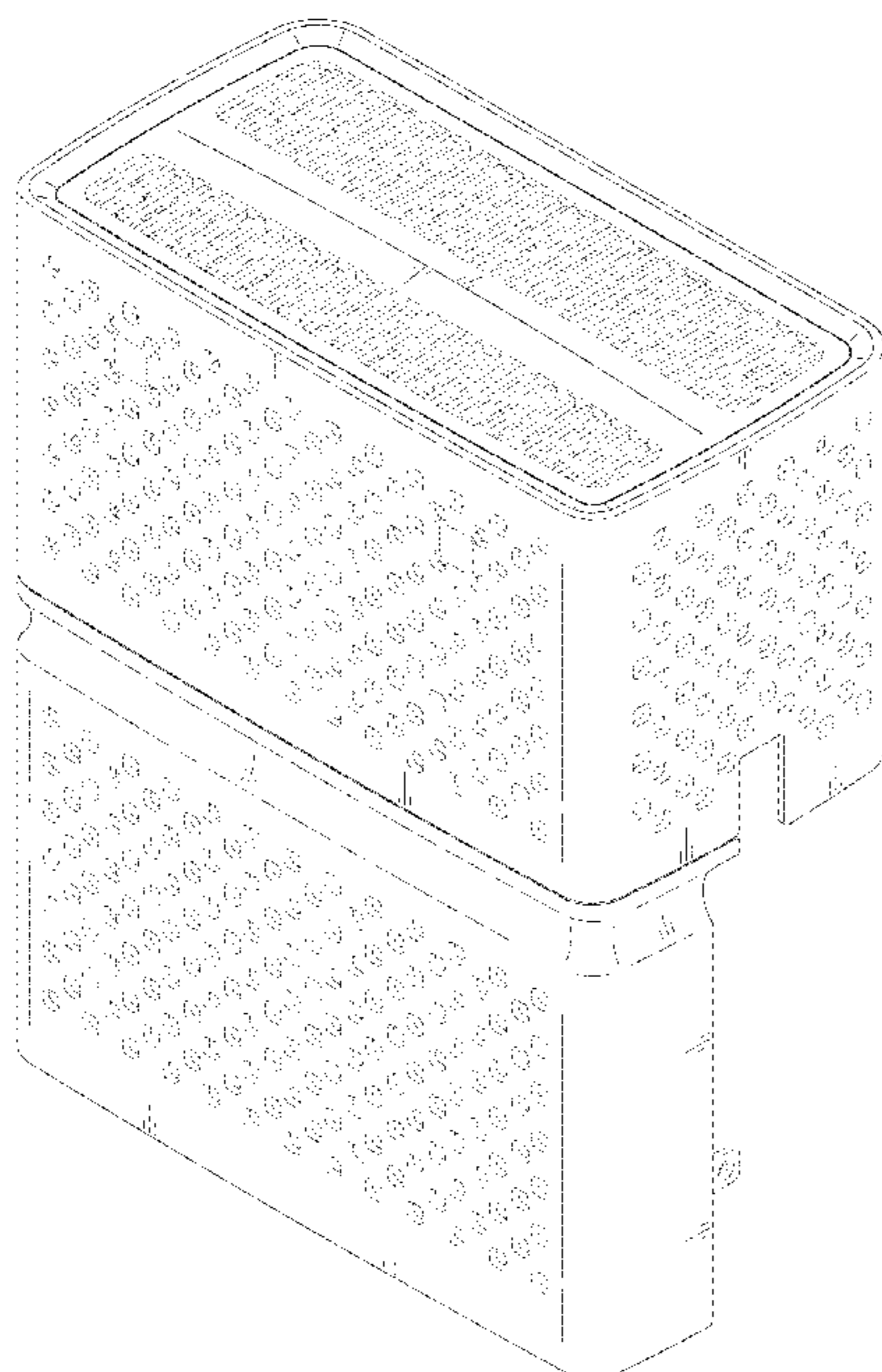


FIG. 1

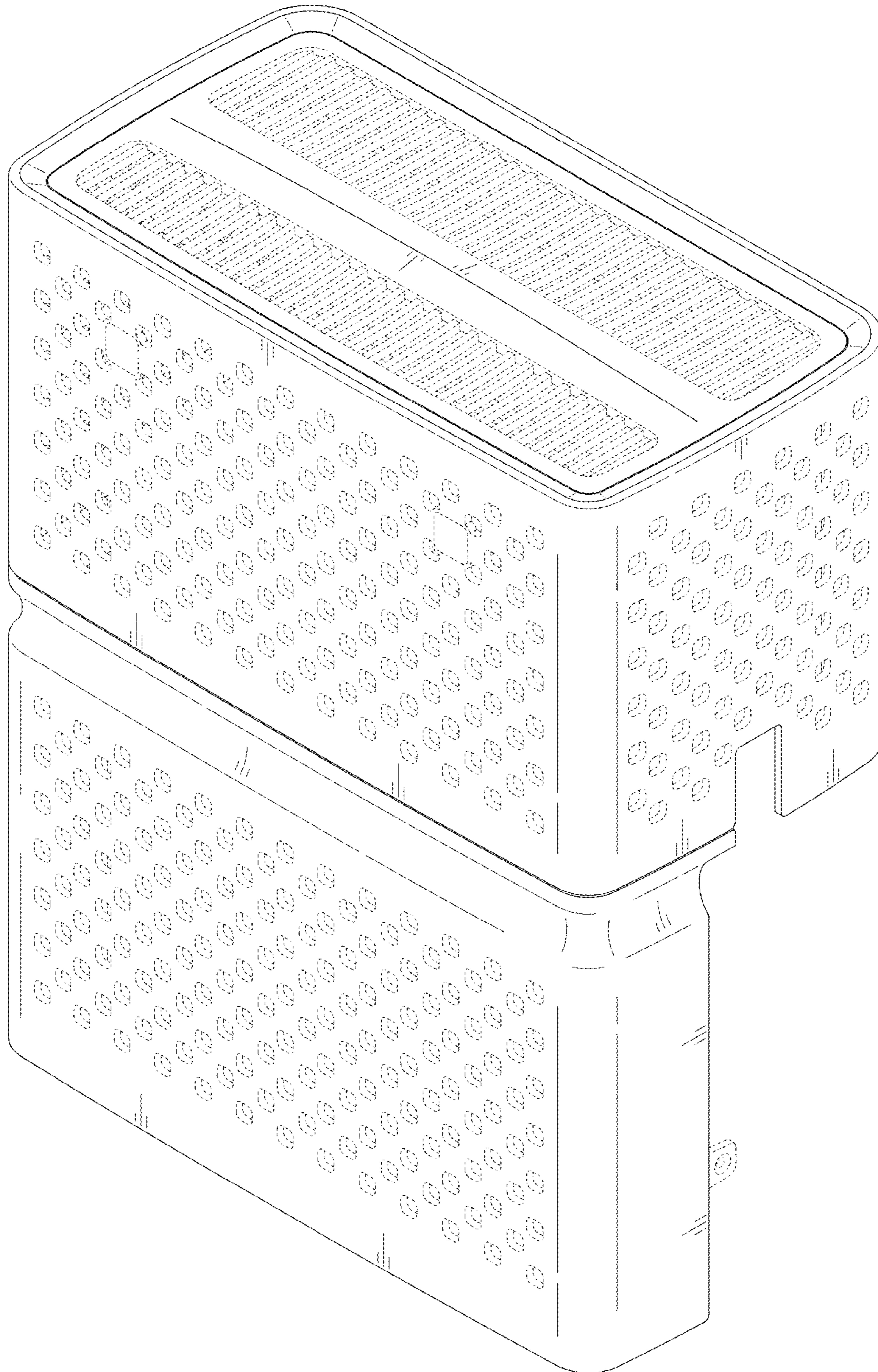


FIG. 2




FIG. 3




FIG. 4

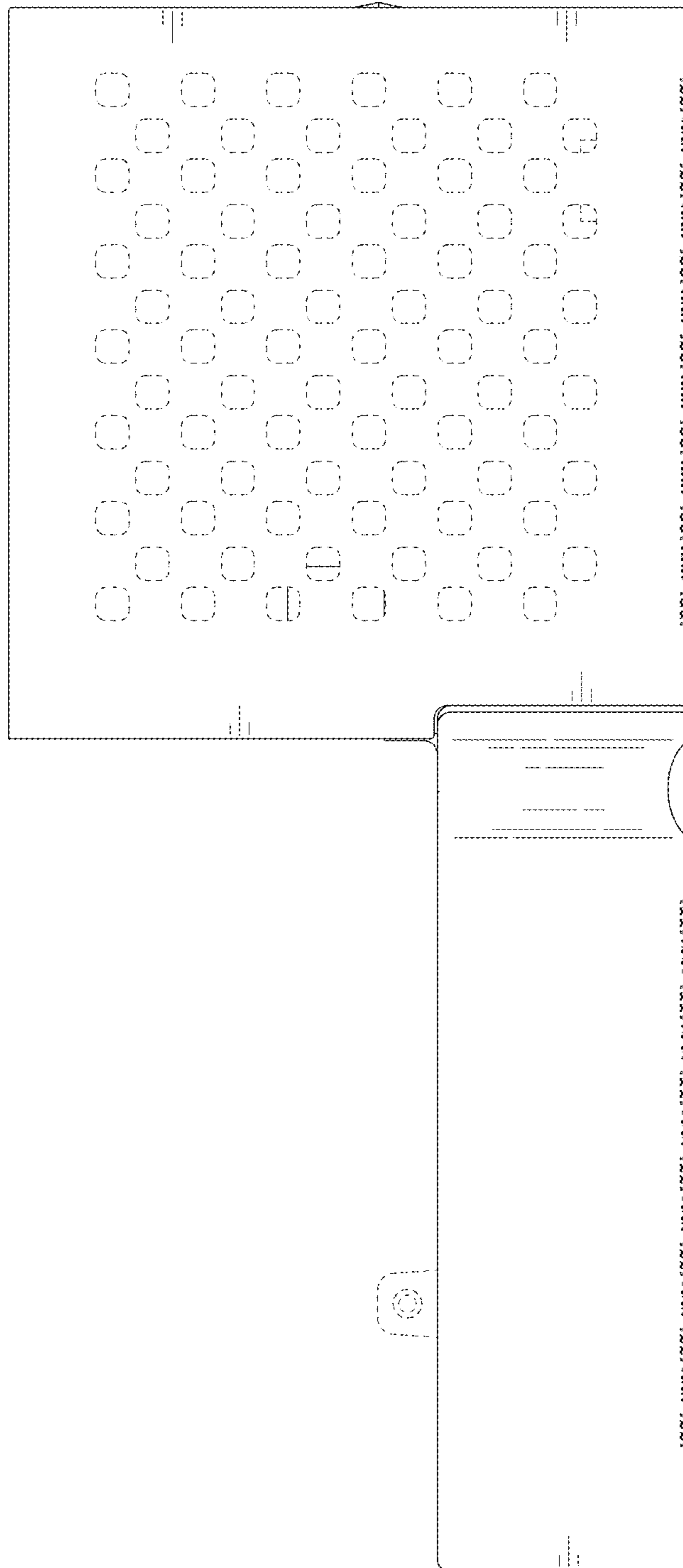


FIG. 5

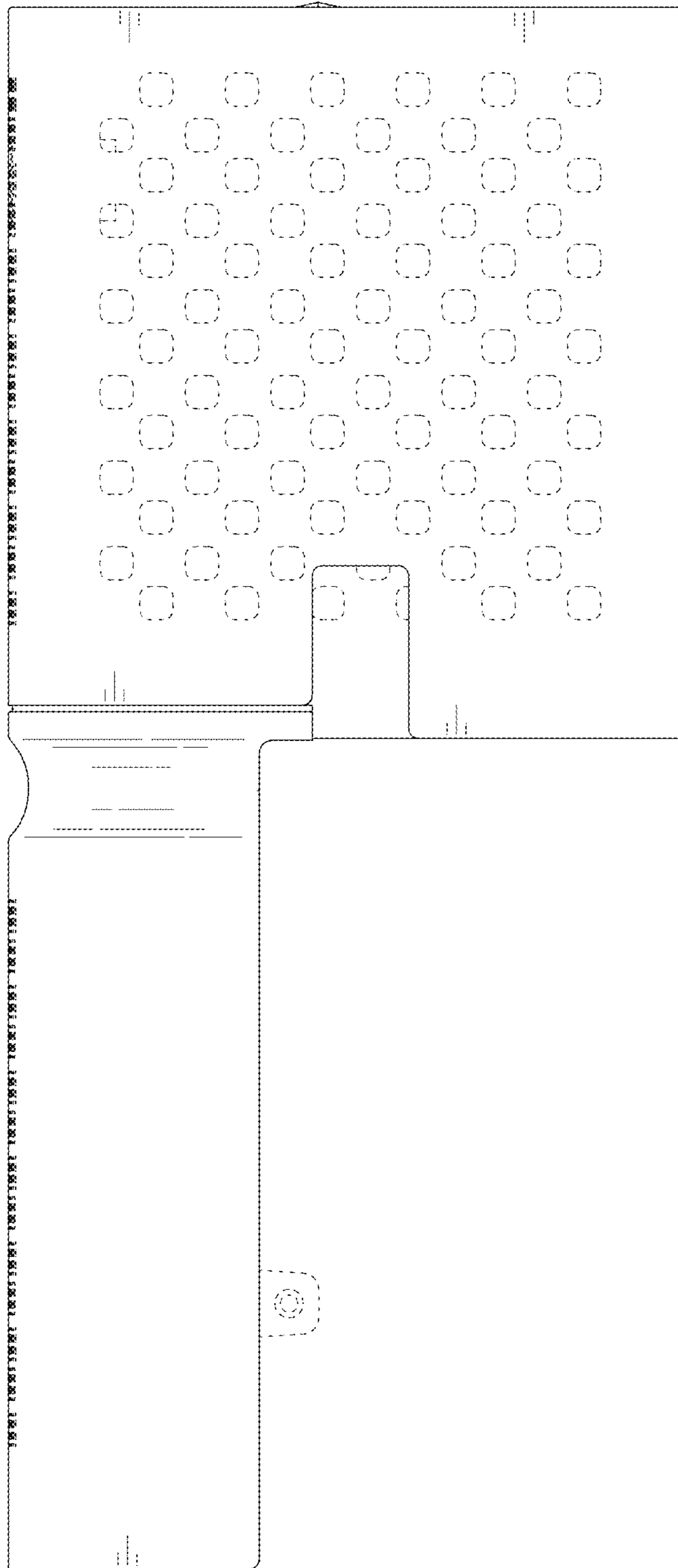


FIG. 6

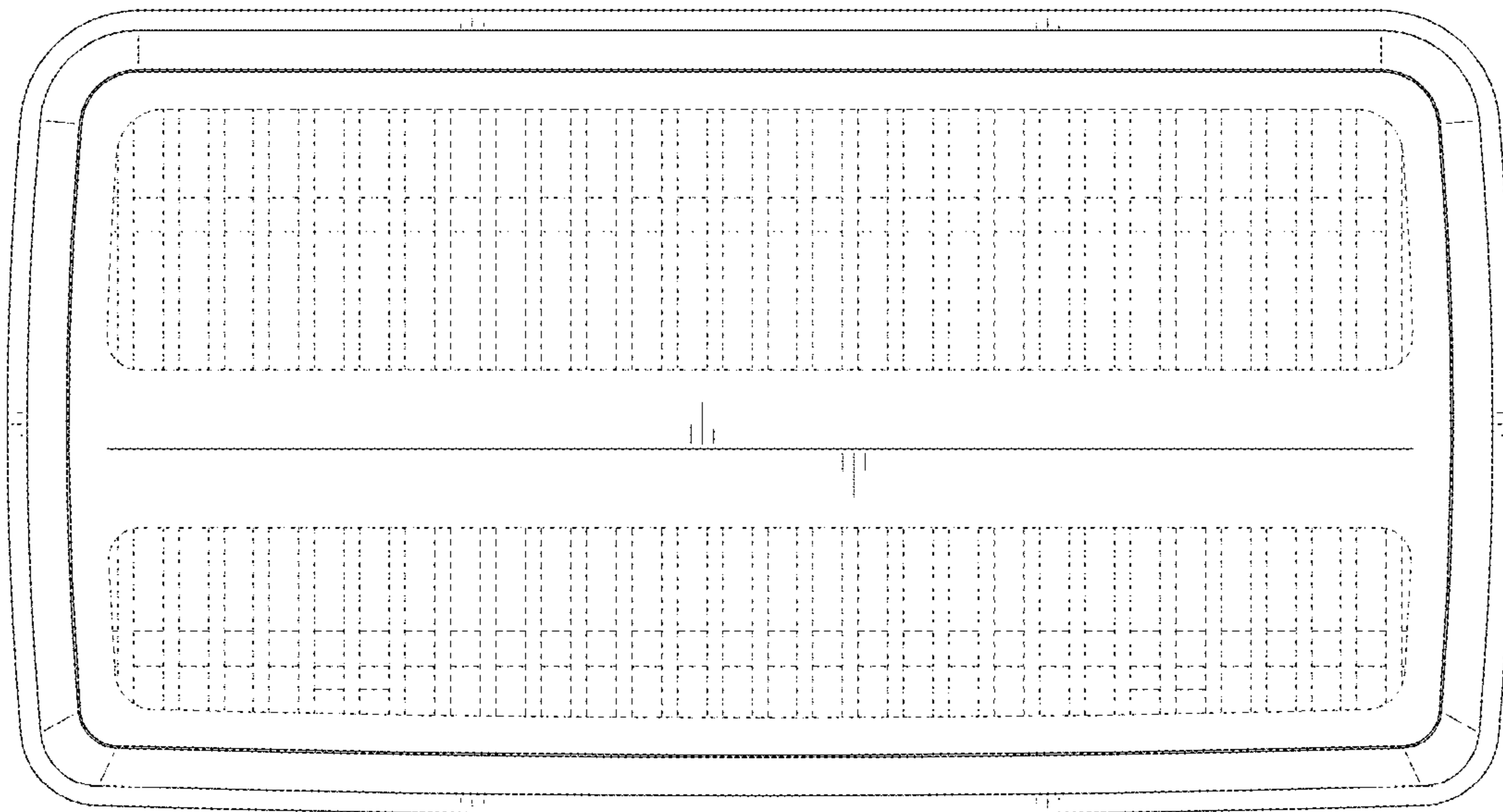


FIG. 7

