



US00D768571S

(12) **United States Design Patent**
Shigeno et al.

(10) **Patent No.:** **US D768,571 S**

(45) **Date of Patent:** **** Oct. 11, 2016**

(54) **CHARGER FOR ELECTRIC TOOTHBRUSH**

(56) **References Cited**

(71) Applicants: **COLGATE-PALMOLIVE COMPANY**, New York, NY (US);
OMRON HEALTHCARE CO., LTD.,
Kyoto (JP)

D221,824 S 9/1971 Cook
D221,825 S 9/1971 Cook

(Continued)

FOREIGN PATENT DOCUMENTS

(72) Inventors: **Takashi Shigeno**, Kanagawa (JP);
Kazuya Andachi, Tokyo (JP); **Feilang Tseng**,
Kyoto (JP); **Tamaki Ito**, Kyoto (JP)

CN 203195788 9/2013
EP 0634151 3/1994

(Continued)

Primary Examiner — Rosemary K Tarcza
Assistant Examiner — Christy Nemeth

(73) Assignees: **Colgate-Palmolive Company**, New
York, NY (US); **Omron Healthcare Co., Ltd.**,
Kyoto (JP)

(57) **CLAIM**

The ornamental design for a charger for electric toothbrush,
as shown and described.

(**) Term: **14 Years**

DESCRIPTION

(21) Appl. No.: **29/507,077**

FIG. 1 is an enlarged front right perspective view of a
charger for electric toothbrush according to a first embodi-
ment of the new design;
FIG. 2 is a front view thereof;
FIG. 3 is a rear view thereof;
FIG. 4 is a right side view thereof;
FIG. 5 is a left side view thereof;
FIG. 6 is a top view thereof;
FIG. 7 is a bottom view thereof;
FIG. 8 is an enlarged front right perspective view of a
charger for electric toothbrush according to a second
embodiment of the new design;
FIG. 9 is a front view thereof;
FIG. 10 is a rear view thereof;
FIG. 11 is a right side view thereof;
FIG. 12 is a left side view thereof;
FIG. 13 is a top view thereof; and,
FIG. 14 is a bottom view thereof.

(22) Filed: **Oct. 23, 2014**

(30) **Foreign Application Priority Data**

Apr. 25, 2014 (JP) 2014-009209
Apr. 25, 2014 (JP) 2014-009212
Apr. 25, 2014 (JP) 2014-009214

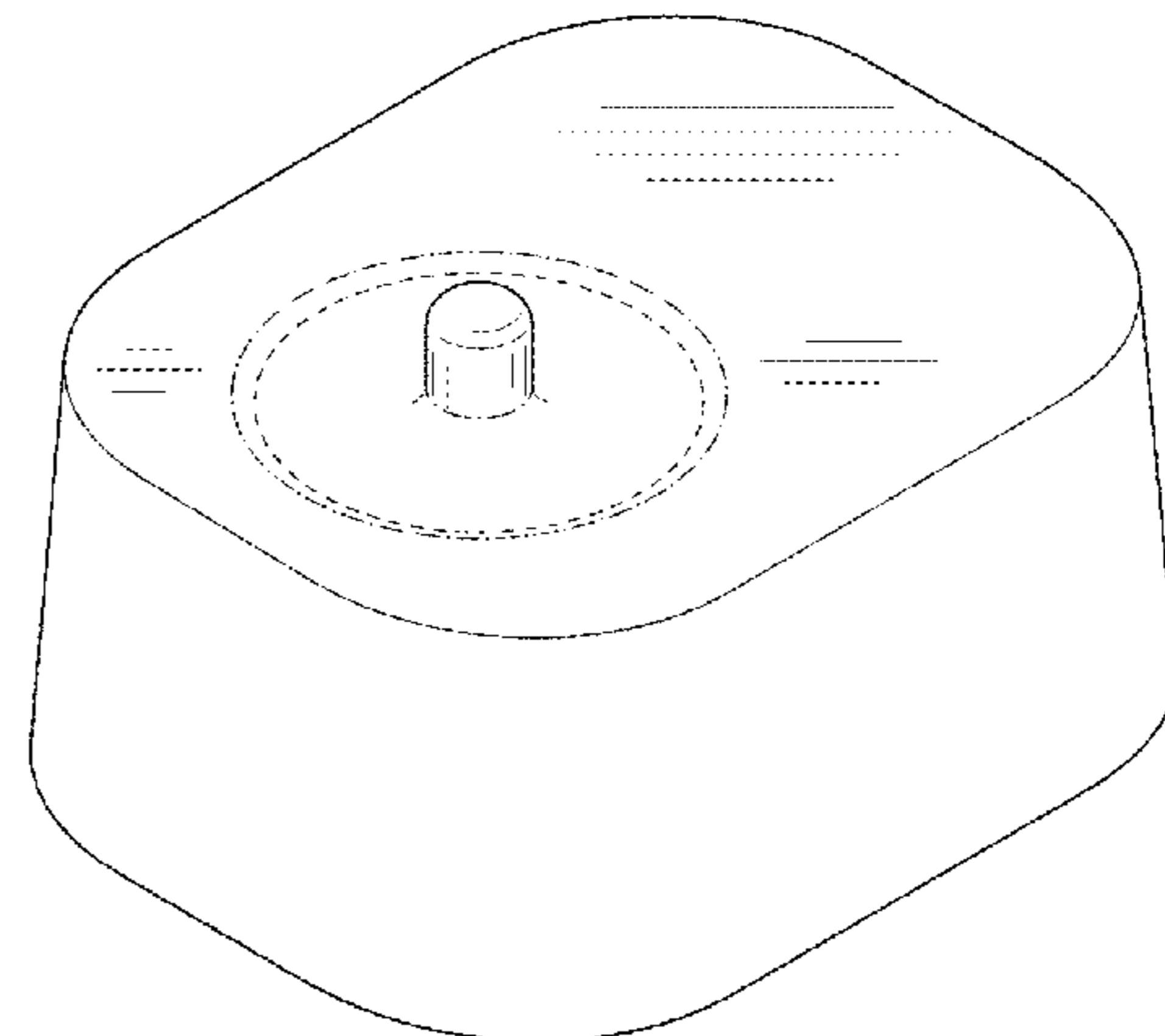
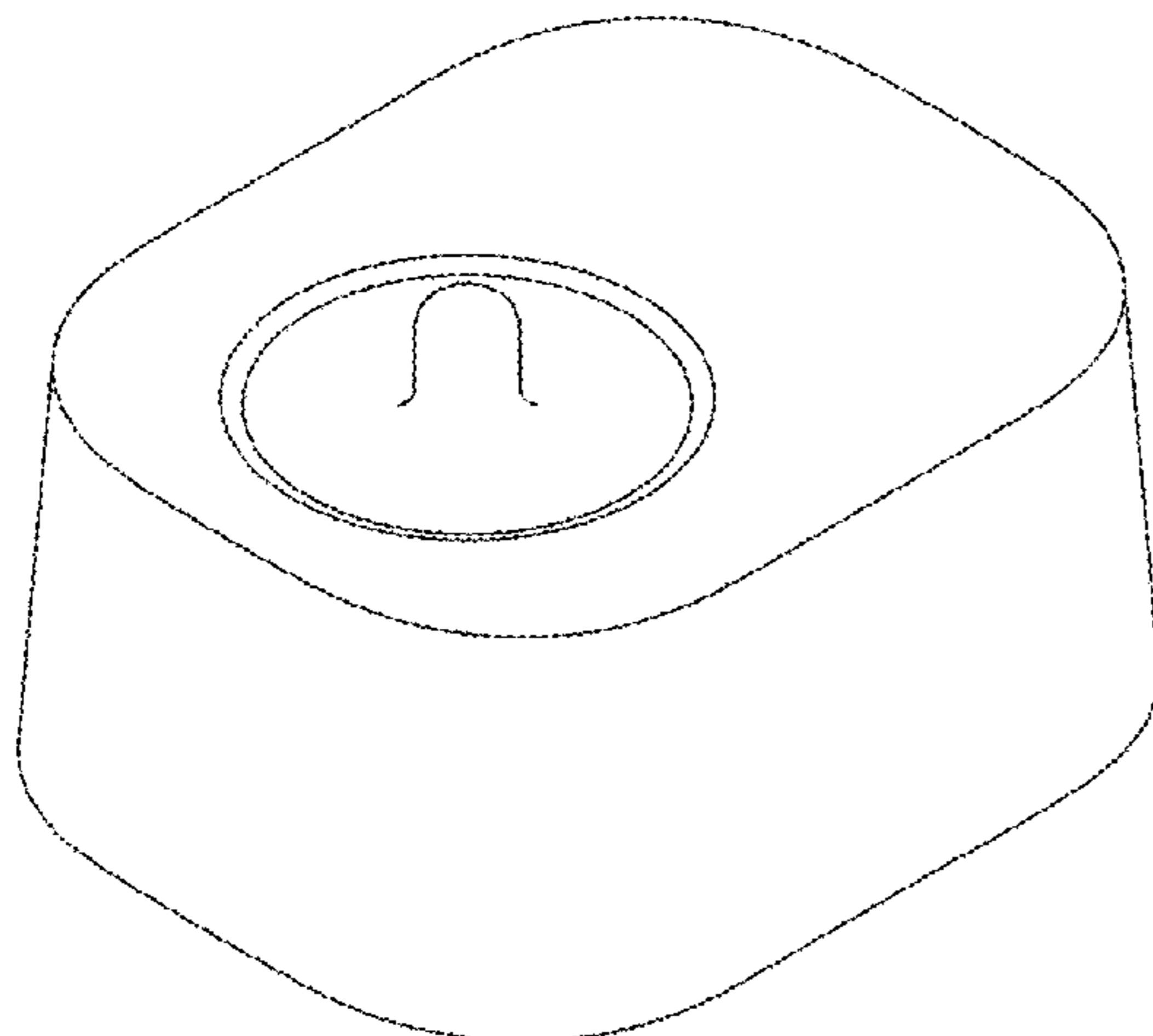
In the drawings, the broken lines illustrate portions of the
charger for electric toothbrush which form no part of the
claimed design. The dash-dot-dash lines directly adjacent to
the claimed areas are included to represent the boundaries of
the claimed design and form no part of the claimed design.

(51) **LOC (10) Cl.** **13-02**

(52) **U.S. Cl.**
USPC **D13/108**

(58) **Field of Classification Search**
USPC D13/107-110, 118, 119, 184; D6/528;
D4/101; 320/108, 115; 312/206
CPC A61C 17/00; A61C 17/005; A61C 17/16;
A61C 17/224; Y02E 60/12; Y02T 90/14;
Y02T 90/122; Y02T 90/128; Y02T 90/163;
H02J 7/025; H02J 7/0044; H02J 7/0045;
H01R 13/6675; H01M 2/1022; H01M 10/44
See application file for complete search history.

1 Claim, 10 Drawing Sheets



(56)

References Cited

U.S. PATENT DOCUMENTS

D221,826 S 9/1971 Cook
 D240,433 S 7/1976 Krapowicz
 D292,264 S 10/1987 Staufenberg et al.
 D325,369 S 4/1992 Ullmann
 D342,718 S * 12/1993 Mackay D13/108
 D353,490 S 12/1994 Hartwein
 D362,661 S * 9/1995 Buschor D13/133
 5,448,151 A 9/1995 Ganse et al.
 D368,373 S 4/1996 Shimatsu et al.
 5,561,881 A 10/1996 Klinger et al.
 5,613,259 A 3/1997 Craft et al.
 D383,115 S * 9/1997 Nagele D13/110
 5,699,231 A 12/1997 Elhatem et al.
 D392,940 S * 3/1998 Shen D13/110
 5,796,325 A 8/1998 Lundell et al.
 6,122,157 A 9/2000 Gerlach
 6,147,869 A 11/2000 Furnival
 6,246,309 B1 6/2001 Heinz et al.
 D453,920 S 2/2002 Greene
 D454,695 S 3/2002 Greene
 6,581,233 B1 6/2003 Cheng
 6,592,018 B2 7/2003 Taylor et al.
 D486,787 S 2/2004 Krieger et al.
 D493,136 S 7/2004 Since
 6,778,400 B2 8/2004 Kurle et al.
 6,918,153 B2 7/2005 Gruber
 7,049,790 B2 5/2006 Pfenniger et al.
 D524,730 S * 7/2006 Vu D13/108
 D525,583 S * 7/2006 Vu D13/108
 7,146,721 B2 12/2006 Hunkeler et al.
 D541,215 S 4/2007 Vu
 D548,179 S 8/2007 Vu
 D548,978 S 8/2007 Vu
 7,272,293 B2 9/2007 Rastegar et al.
 D577,667 S 9/2008 Beedham
 D578,475 S * 10/2008 Beedham D13/108
 D578,960 S * 10/2008 Fisher D13/108
 7,433,197 B2 10/2008 Steele

7,460,350 B2 12/2008 Talbot et al.
 D592,142 S * 5/2009 Kettula D13/108
 7,663,886 B2 2/2010 Aoki et al.
 7,696,728 B2 4/2010 Cross et al.
 D628,991 S 12/2010 Chung
 D628,992 S 12/2010 Chung
 7,934,849 B2 5/2011 Ellis et al.
 D640,193 S * 6/2011 Shigeno D13/108
 D651,169 S * 12/2011 Zhuan D13/108
 D657,310 S * 4/2012 Fahrendorff D13/110
 8,360,390 B2 1/2013 Fornage
 8,373,310 B2 2/2013 Baarman et al.
 D682,198 S * 5/2013 Vu D13/108
 8,573,508 B2 11/2013 Menzel et al.
 D696,193 S * 12/2013 Hatanaka D13/108
 D696,194 S * 12/2013 Hatanaka D13/108
 D703,617 S * 4/2014 Janky D13/154
 D708,132 S * 7/2014 Wen D13/108
 8,981,720 B2 * 3/2015 Ge H02J 7/0044
 320/107
 2010/0289448 A1 11/2010 Jung et al.
 2011/0089890 A1 * 4/2011 Li H01M 2/1022
 320/107
 2011/0315572 A1 12/2011 Vu et al.
 2012/0235643 A1 * 9/2012 Lin H02J 7/0044
 320/115
 2013/0193915 A1 8/2013 Jung et al.
 2013/0257369 A1 10/2013 Nazarov et al.
 2014/0171157 A1 * 6/2014 Ho H04B 1/38
 455/573
 2014/0354218 A1 * 12/2014 Kaynar H02J 7/0044
 320/107

FOREIGN PATENT DOCUMENTS

EP 1092399 4/2001
 JP D1357946 5/2009
 JP D1357947 5/2009
 WO WO2009019031 2/2009
 WO WO2013160794 10/2013

* cited by examiner

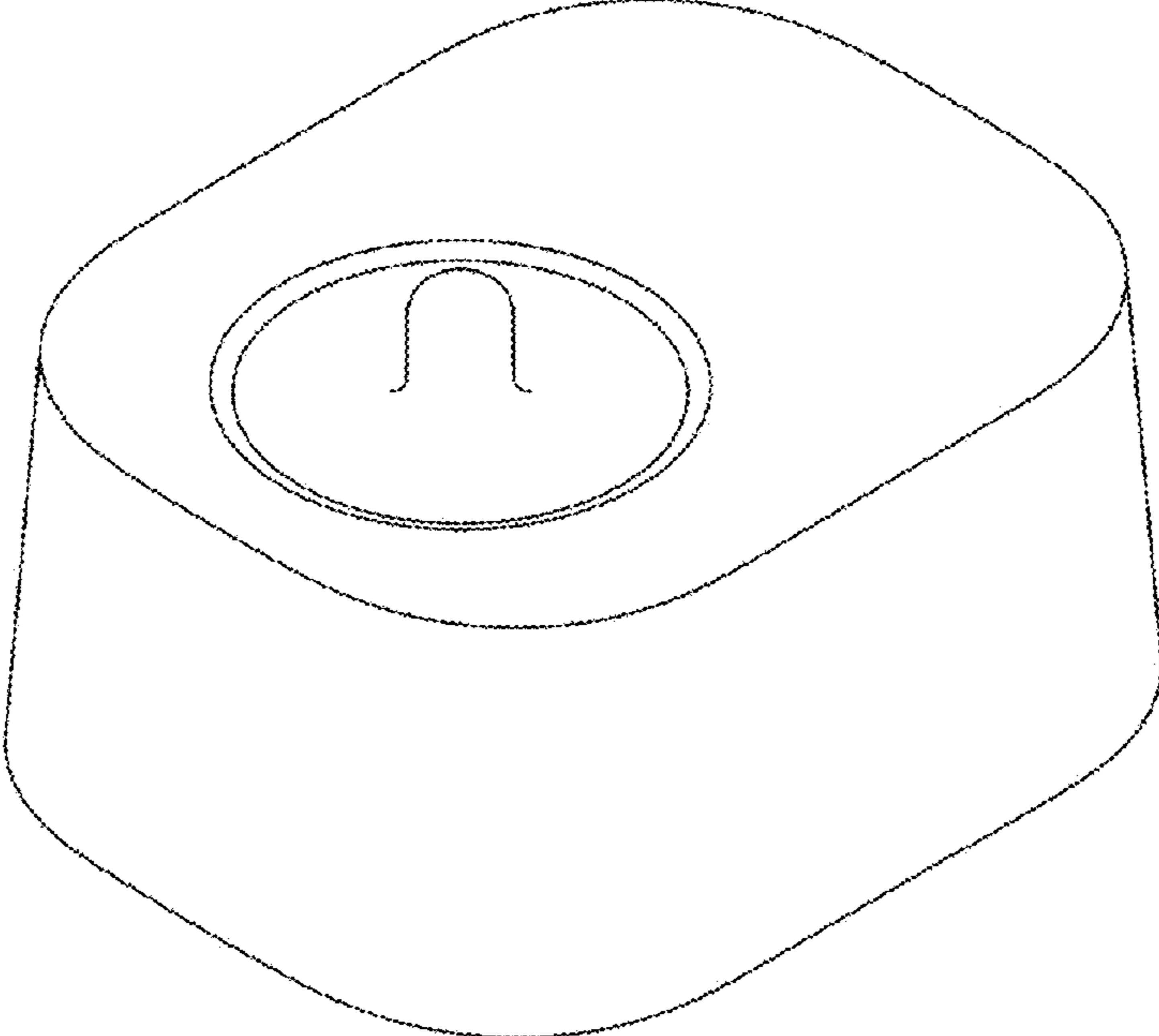


FIG. 1

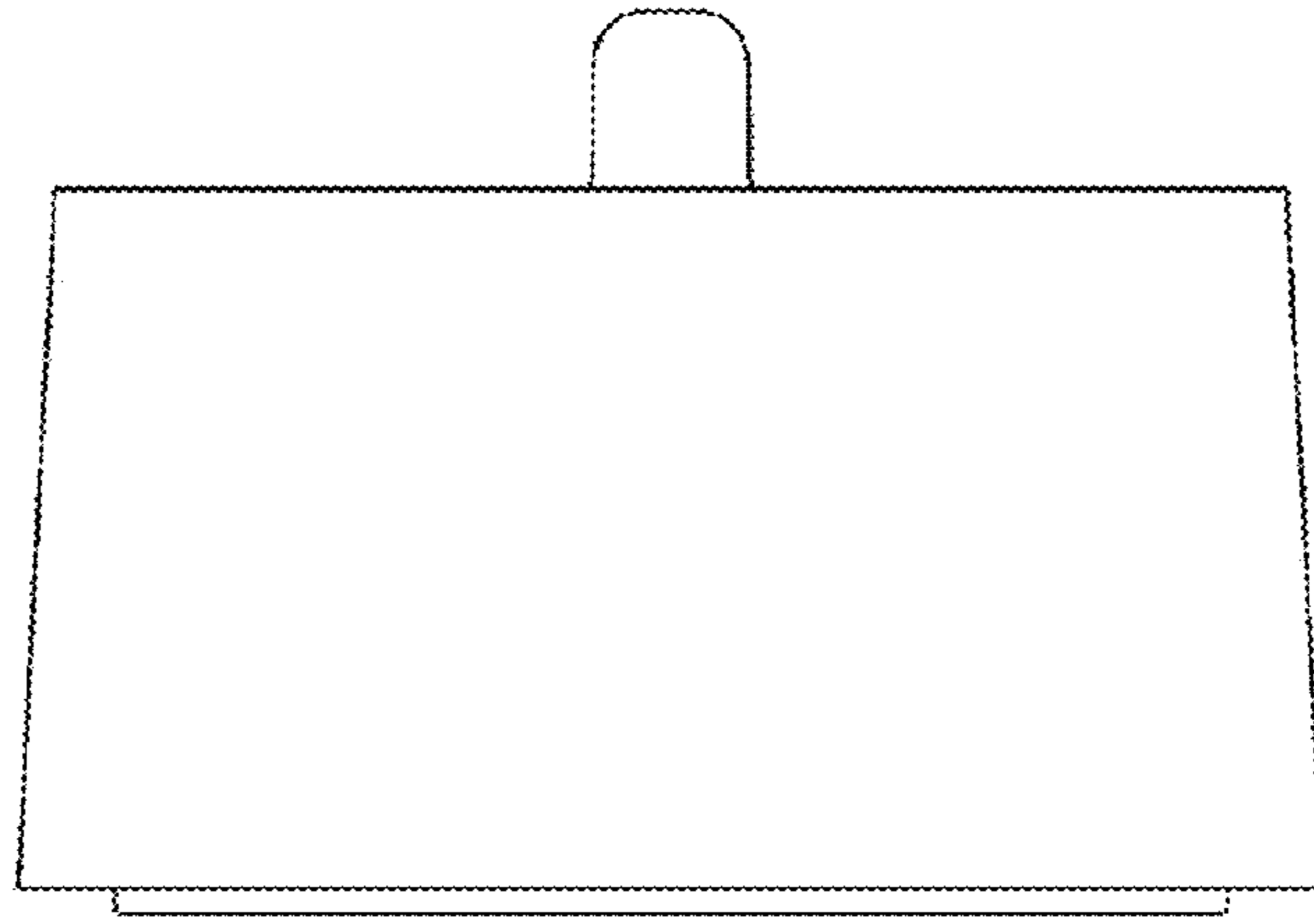


FIG. 2

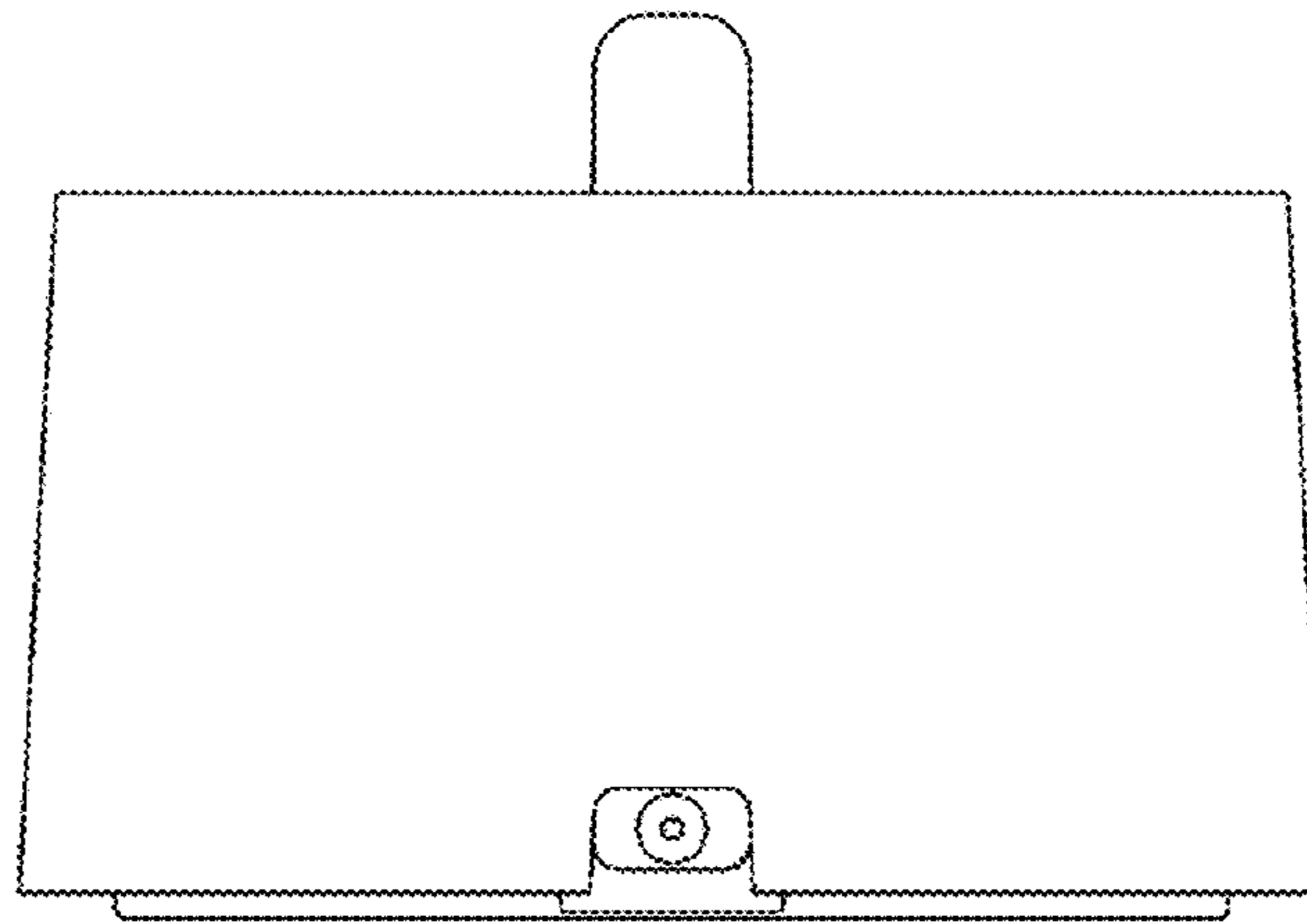


FIG. 3

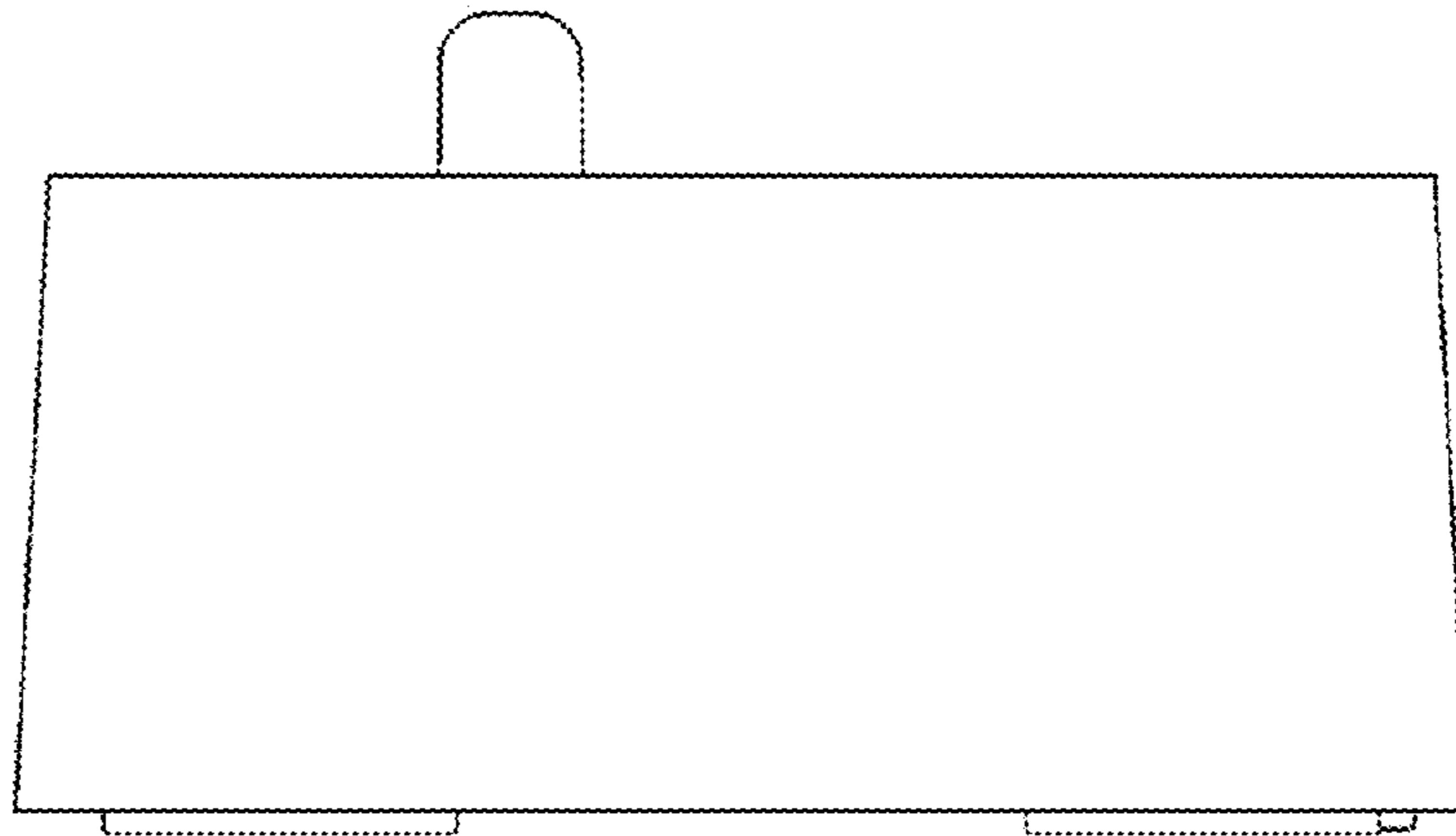


FIG. 4

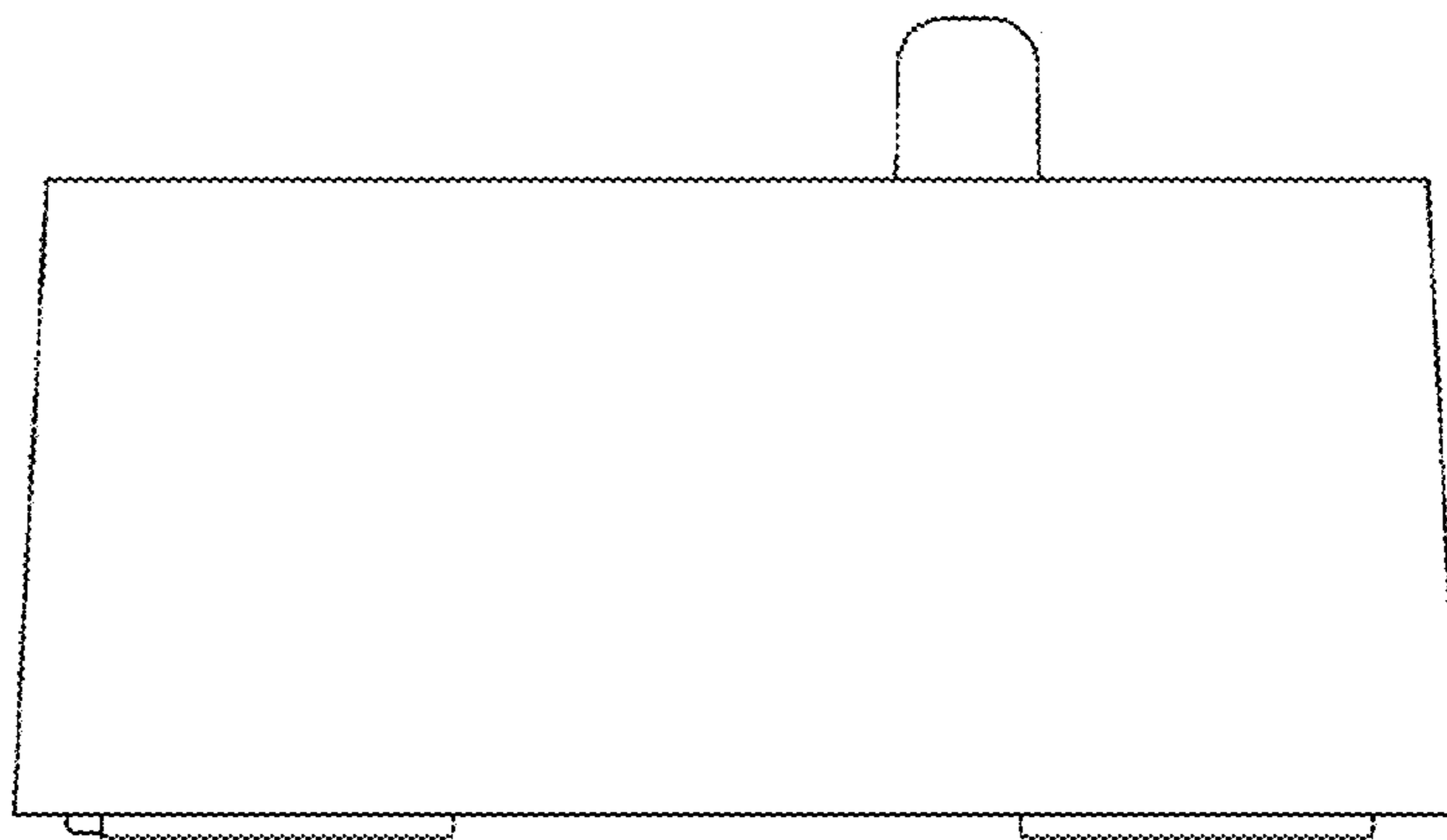


FIG. 5

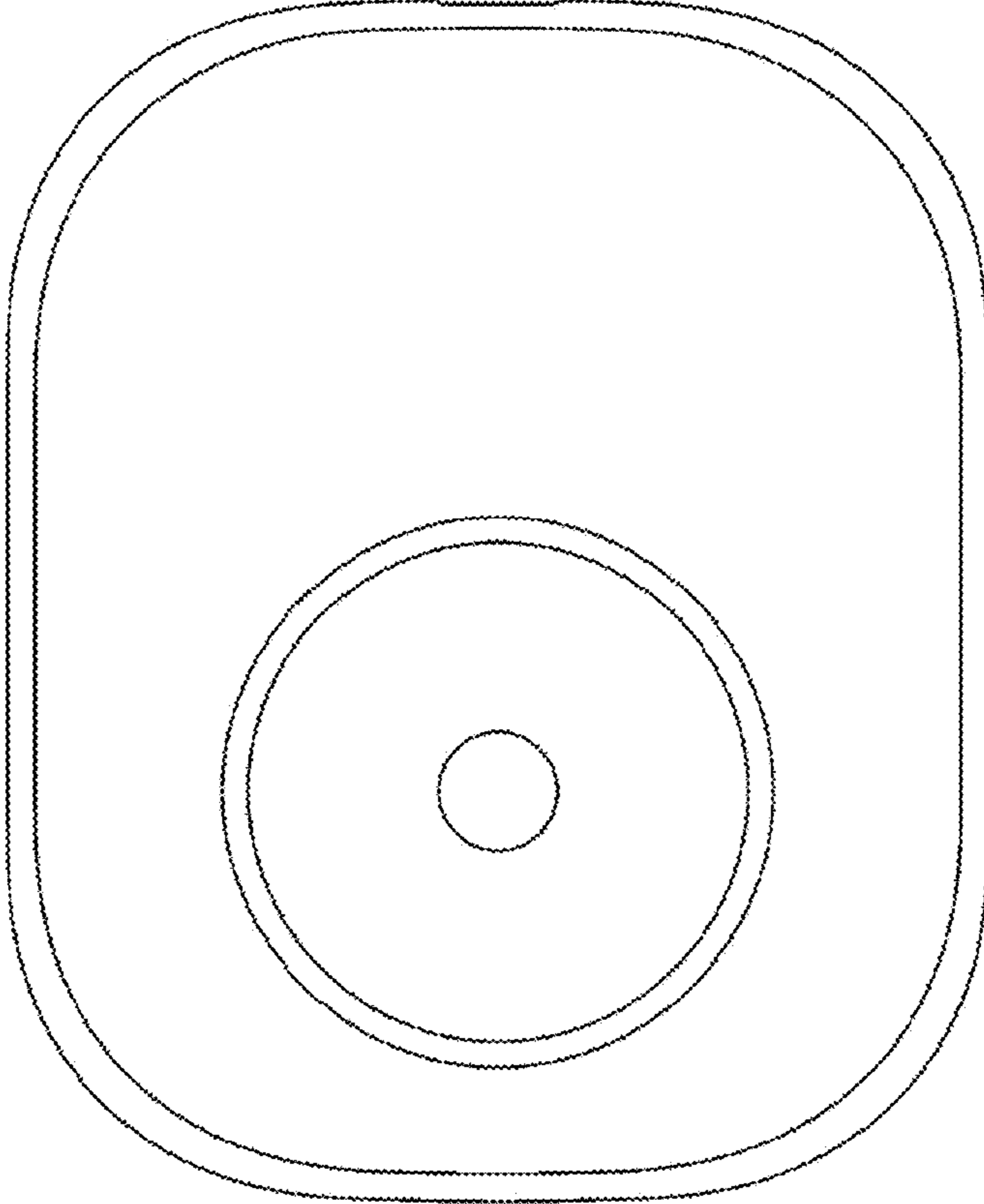


FIG. 6

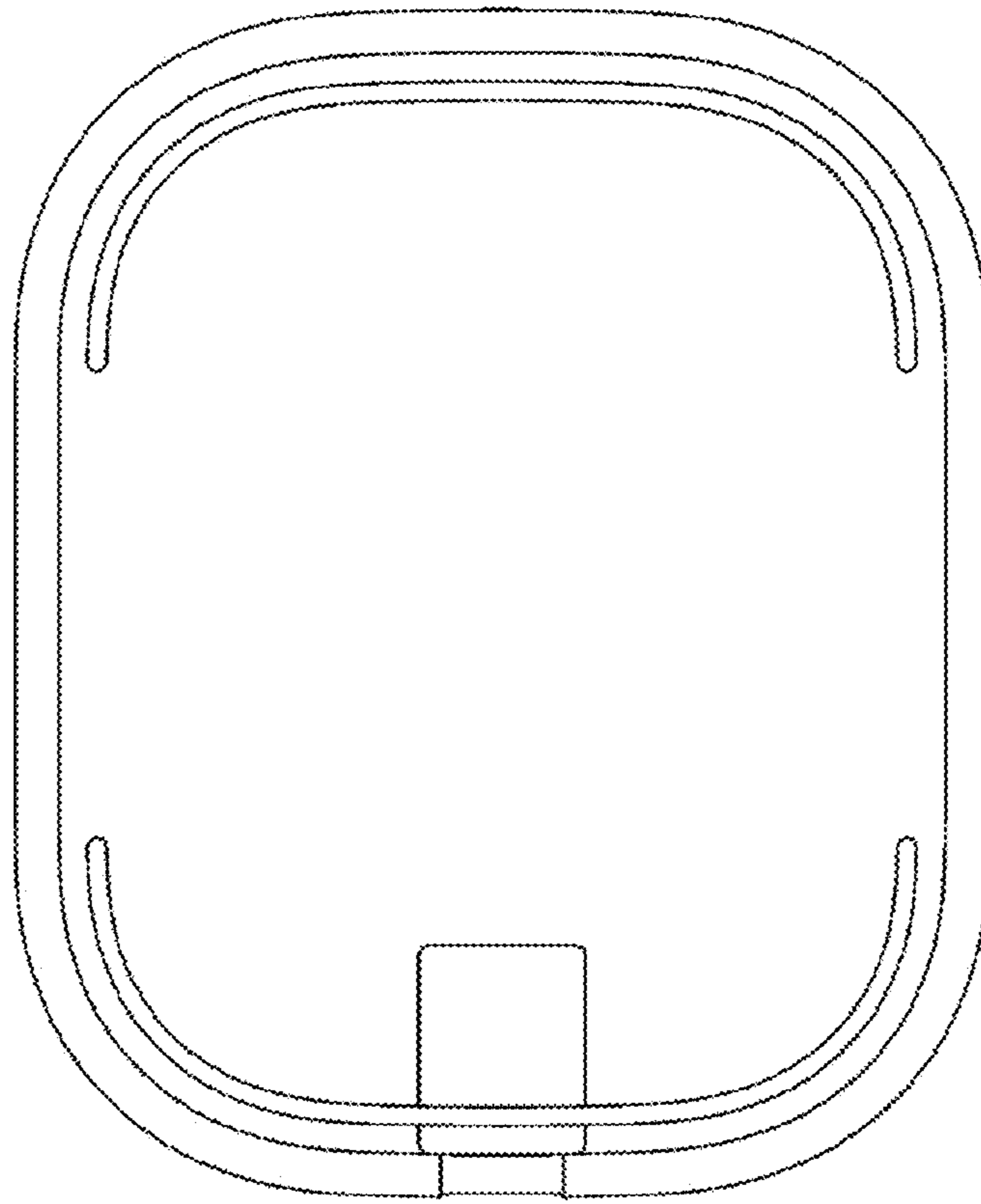


FIG. 7

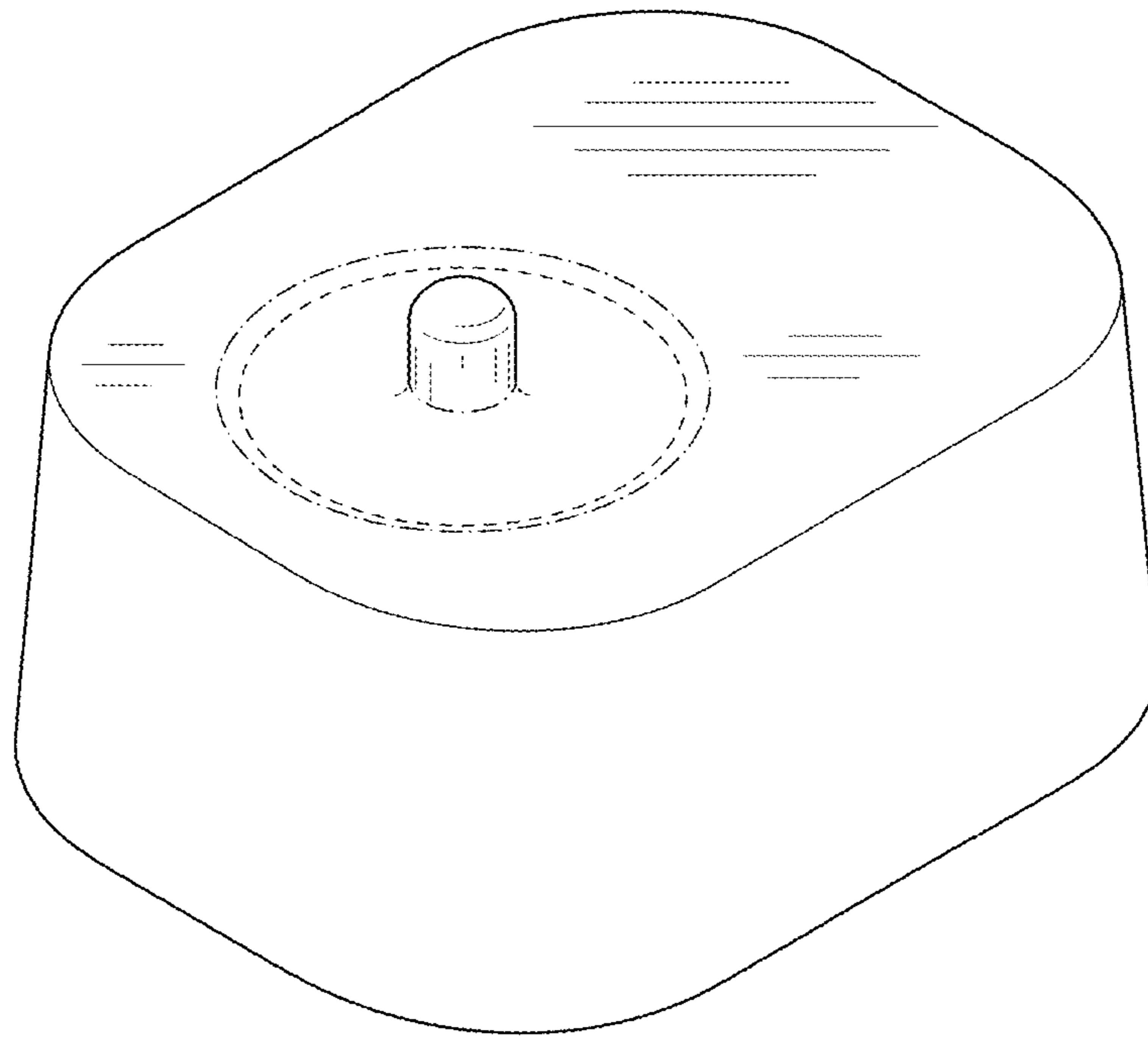


FIG. 8

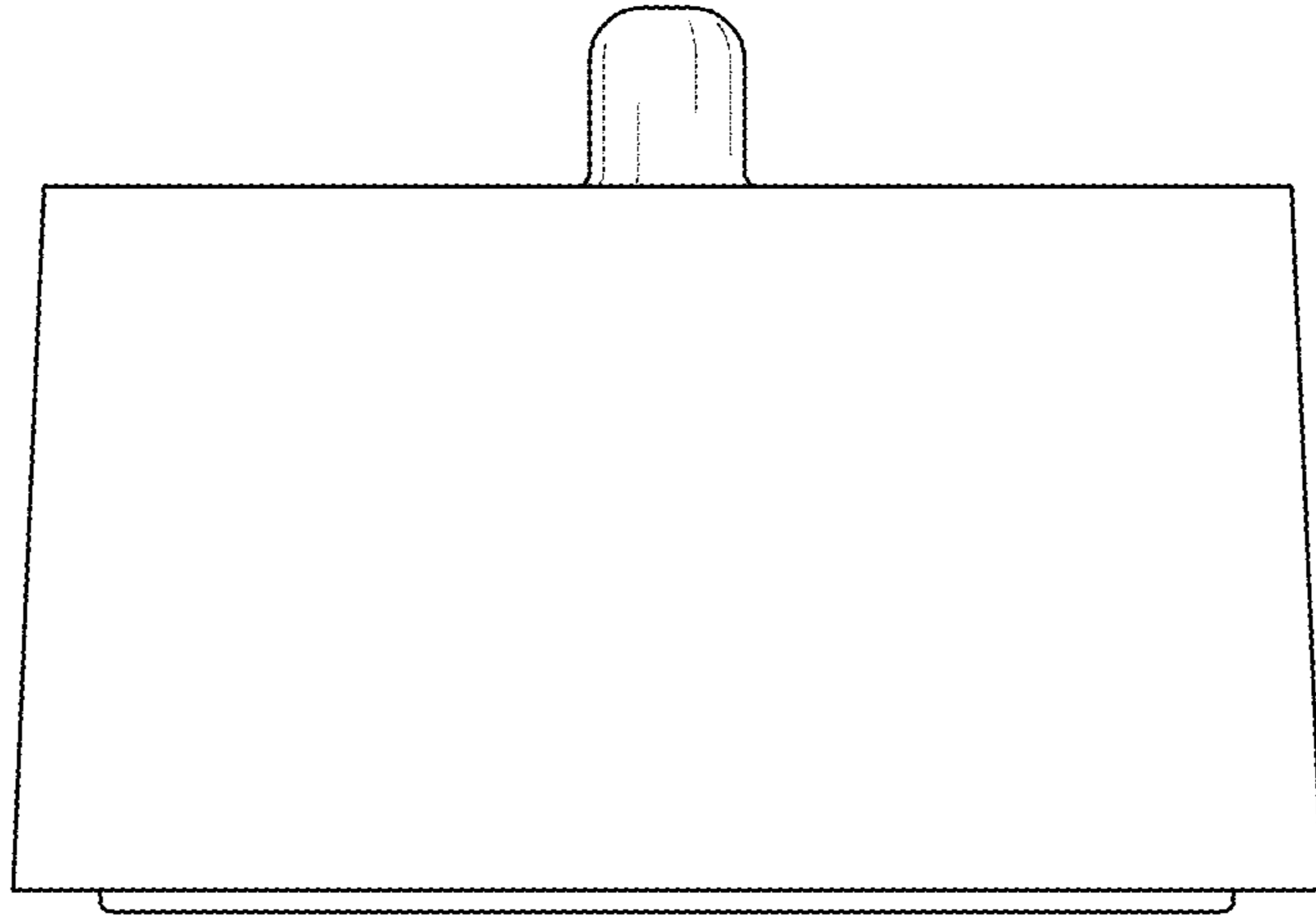


FIG. 9

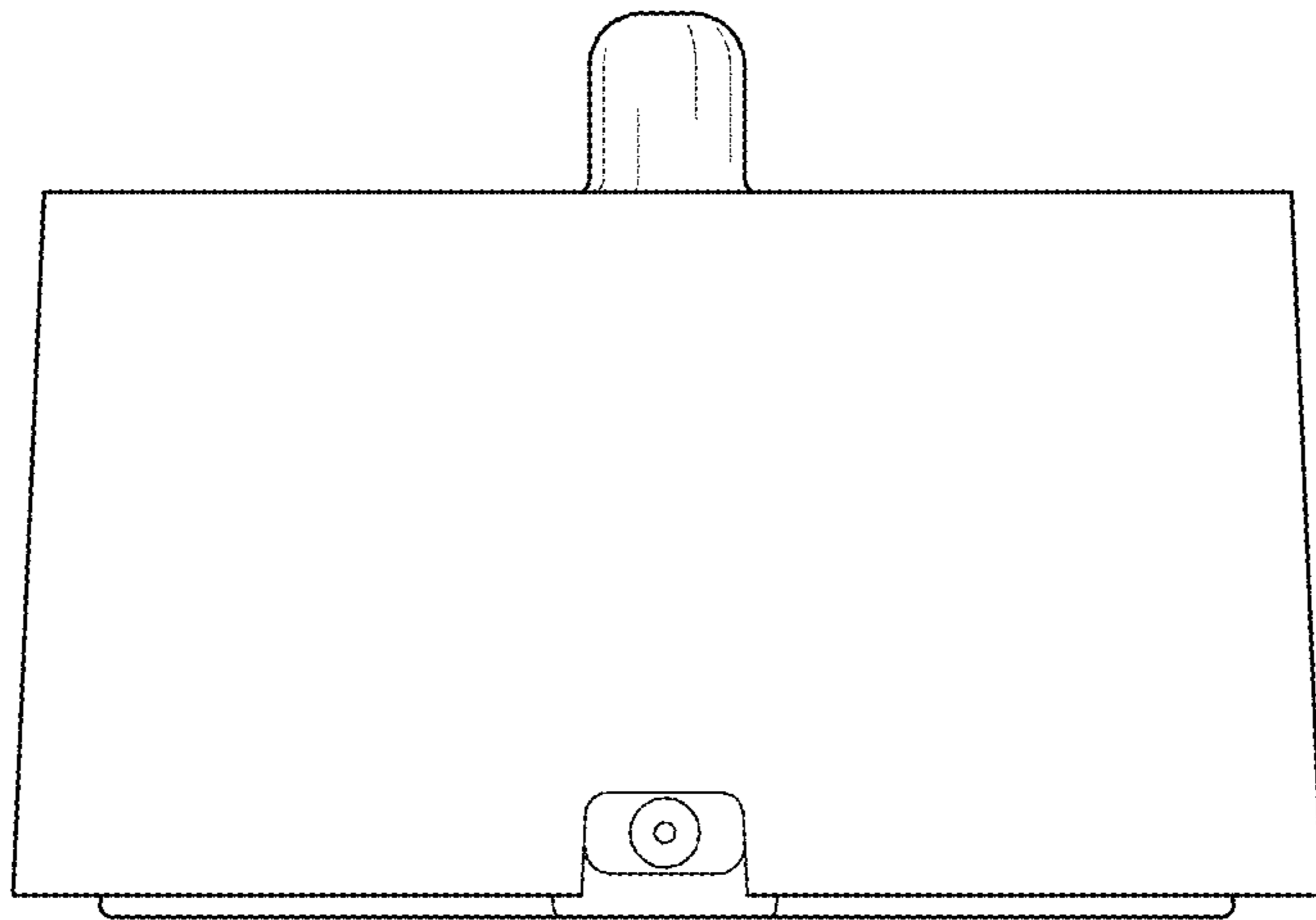


FIG. 10

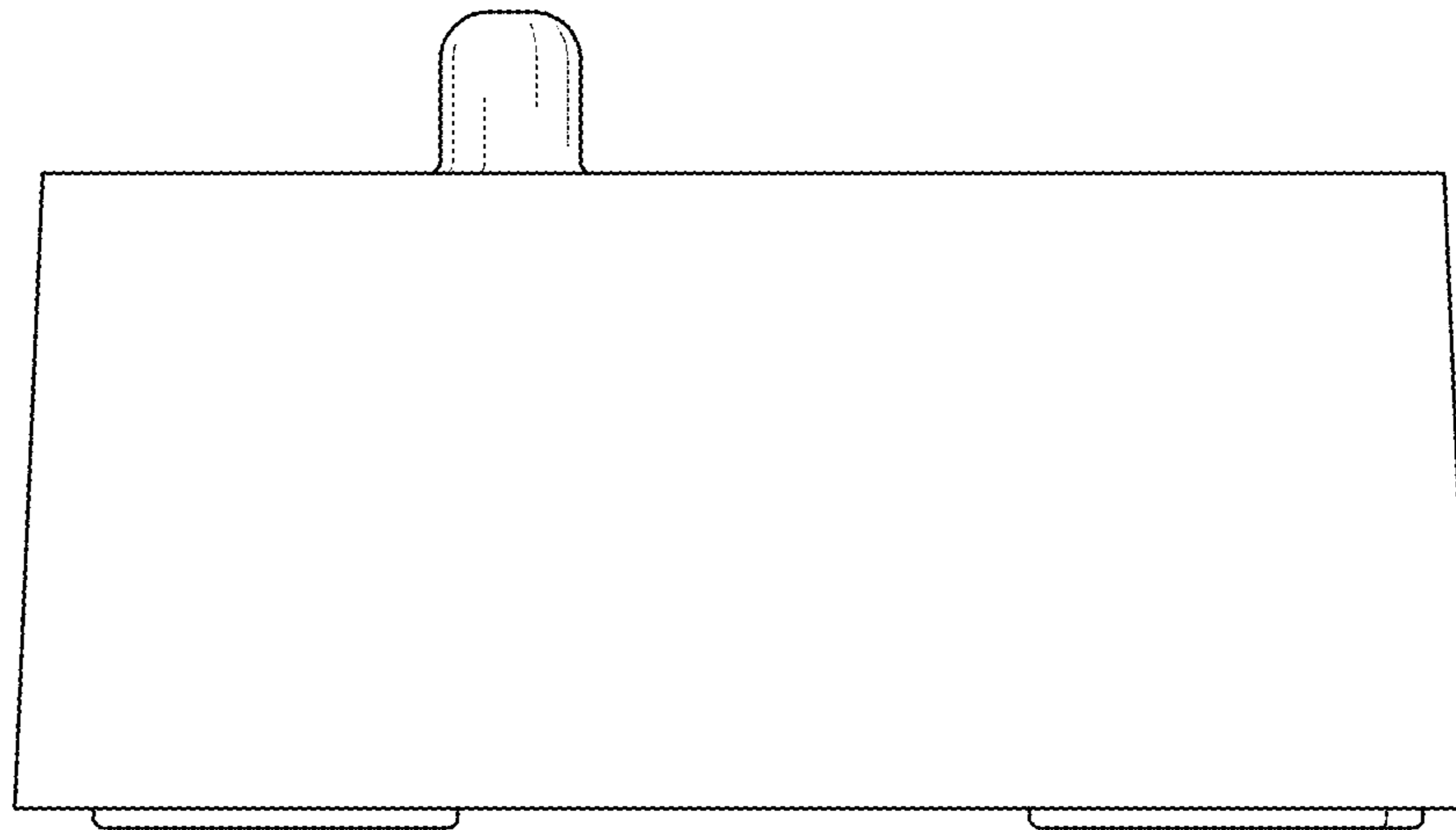


FIG. 11

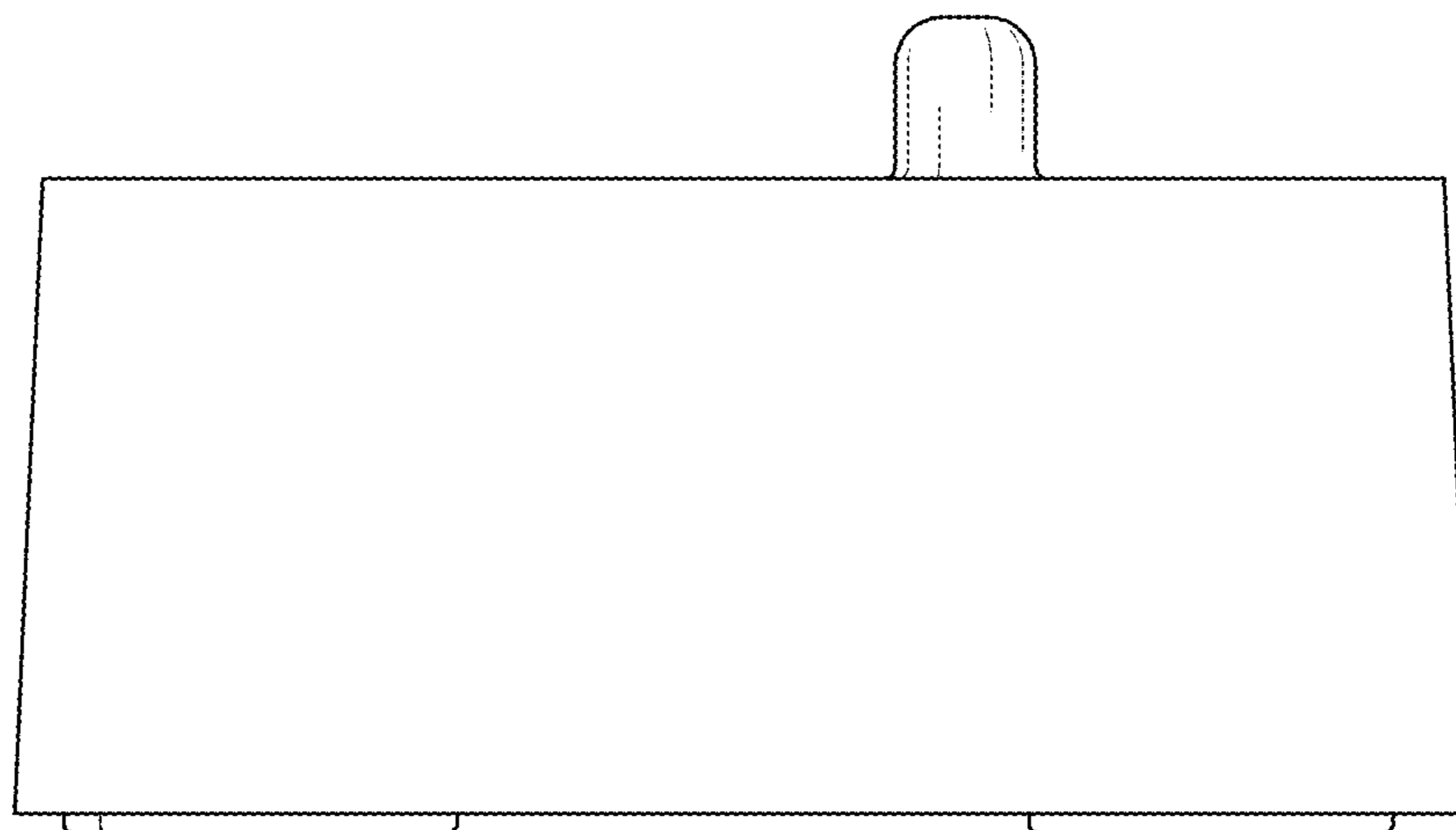


FIG. 12

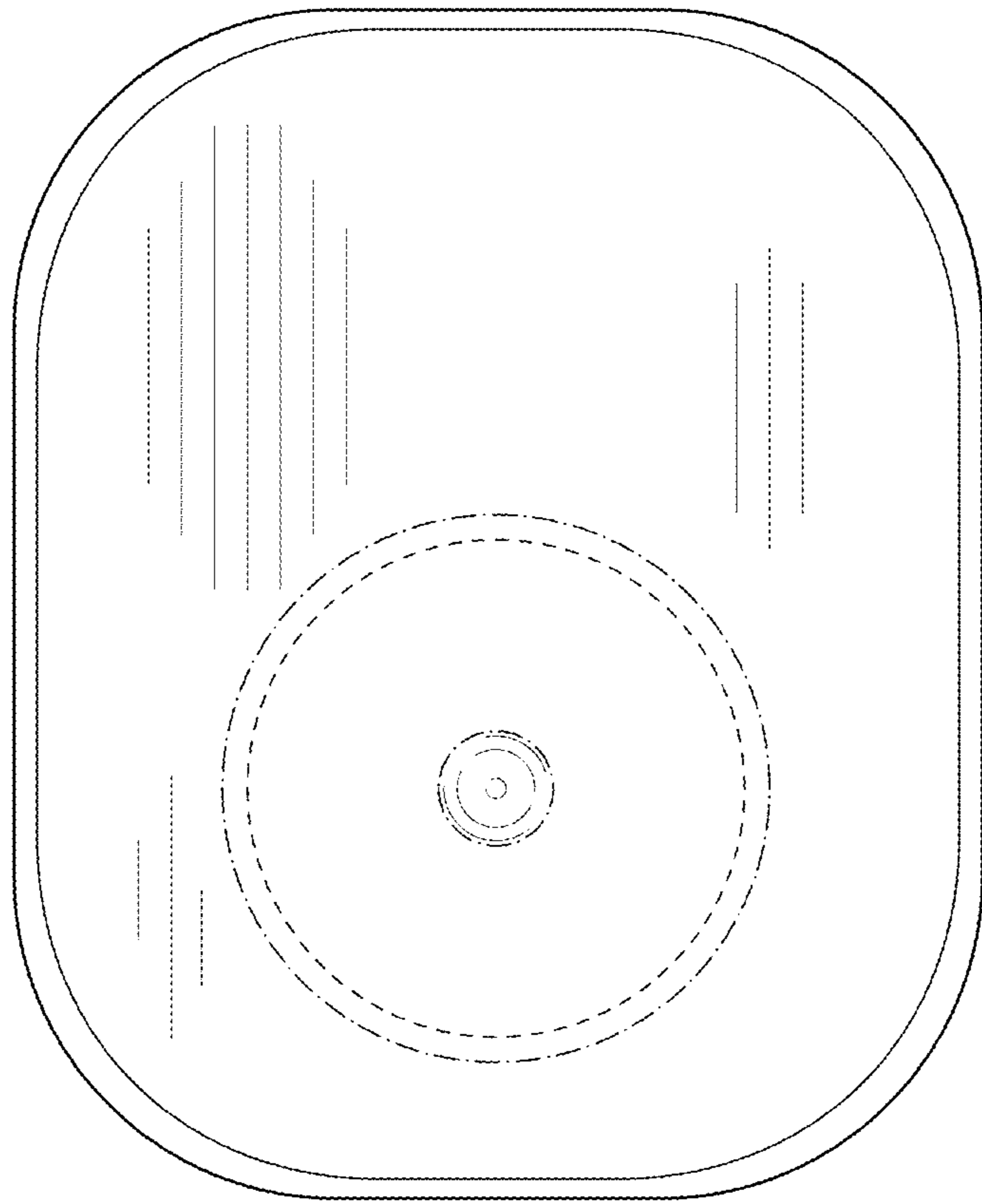


FIG. 13

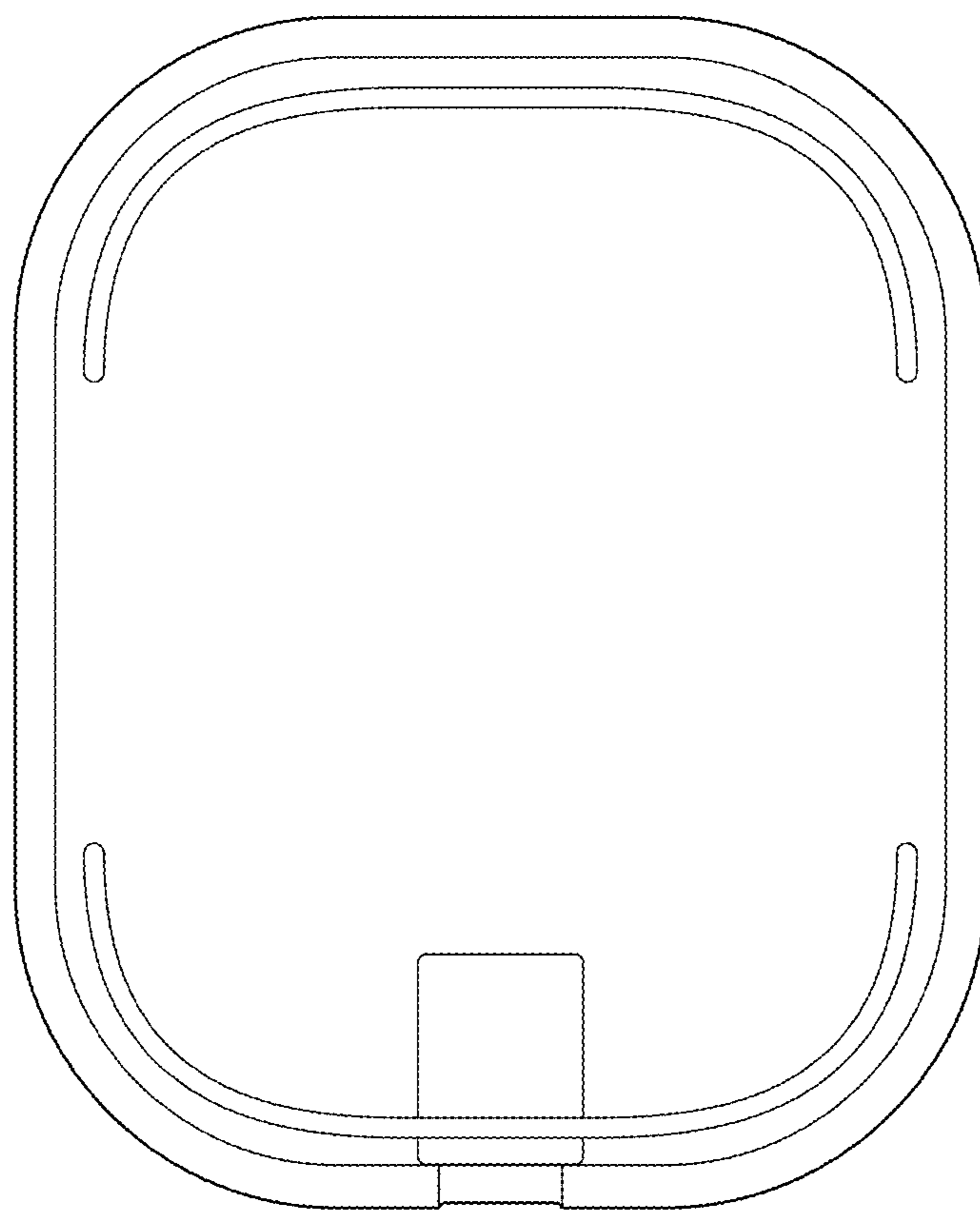


FIG. 14