



US00D768551S

(12) **United States Design Patent** (10) **Patent No.:** **US D768,551 S**  
**Arroba** (45) **Date of Patent:** **\*\* Oct. 11, 2016**

(54) **FRONT FENDER FOR AUTOMOBILE**

(71) Applicant: **Nissan Motor Co., Ltd.**, Yokohama, Kanagawa (JP)

(72) Inventor: **Giovanny Arroba**, London (GB)

(73) Assignee: **Nissan Motor Co., Ltd.**, Yokohama (JP)

(\*\*) Term: **14 Years**

(21) Appl. No.: **29/522,544**

(22) Filed: **Mar. 31, 2015**

(30) **Foreign Application Priority Data**

Oct. 1, 2014 (JP) ..... 2014-021883

(51) **LOC (10) Cl.** ..... **12-16**

(52) **U.S. Cl.**  
USPC ..... **D12/196**

(58) **Field of Classification Search**

USPC ..... D12/184, 190, 181, 196; 280/152.1, 280/152.2, 848, 849, 851; 292/DIG. 1; 296/193.04, 193.05, 198; 180/229, 180/311, 312, 223

CPC .... B62D 25/16; B62D 25/163; B62D 25/18; B62D 25/04; B62D 25/02

See application file for complete search history.

(56) **References Cited**

**U.S. PATENT DOCUMENTS**

- D581,332 S \* 11/2008 Song ..... D12/184
- D591,213 S \* 4/2009 Woolley ..... D12/184
- D593,915 S \* 6/2009 Habib ..... D12/184
- D597,459 S \* 8/2009 Wagner ..... D12/184
- D603,773 S \* 11/2009 Schiavone ..... D12/184
- D616,795 S \* 6/2010 Borkert ..... D12/184
- D620,407 S \* 7/2010 Froehlich ..... D12/184
- D629,344 S 12/2010 Komuro
- D631,413 S \* 1/2011 Kuze ..... D12/181
- D654,413 S \* 2/2012 Okumoto ..... D12/184
- D658,553 S \* 5/2012 Hakamata ..... D12/184

- D659,616 S \* 5/2012 Matsumoto ..... D12/184
- D669,405 S \* 10/2012 Gifford ..... D12/184
- D671,871 S \* 12/2012 Ohkoshi ..... D12/184
- D672,295 S \* 12/2012 Yamada ..... D12/184

(Continued)

**FOREIGN PATENT DOCUMENTS**

- JP D1346832 S 12/2008
- JP D1357684 S 4/2012

(Continued)

*Primary Examiner* — Rosemary K Tarcza

*Assistant Examiner* — Yolanda Robinson

(74) *Attorney, Agent, or Firm* — Global IP Counselors, LLP

(57) **CLAIM**

The ornamental design for a front fender for an automobile, as shown and described.


**DESCRIPTION**

FIG. 1 is an outside elevational view of a front fender for an automobile in accordance with our new design; FIG. 2 is an inside elevational view thereof; FIG. 3 is a top plan view thereof; FIG. 4 is a bottom plan view thereof; FIG. 5 is a rear end elevational view thereof; FIG. 6 is a front end elevational view thereof; FIG. 7 is a front-outside perspective view thereof; and, FIG. 8 is a rear-outside perspective view thereof.

The inside surfaces of the front fender, shown in broken lines in FIGS. 2 to 5, form no part of the claimed design since the inside surfaces are hidden when the front fender is mounted to the automobile. The broken lines shown in FIGS. 2 to 5 are for the purpose of illustrating unclaimed portions of the front fender for automobile, and form no part of the claimed design.

A second embodiment of our new design is identical to the first embodiment. The second embodiment of our new design includes the mirror image of the front fender shown in FIGS. 1 to 7.

**1 Claim, 8 Drawing Sheets**



(56)

**References Cited**

2005/0099035 A1\* 5/2005 Fries ..... B62D 25/161  
296/198

U.S. PATENT DOCUMENTS

D683,289 S *	5/2013	Yoshida	.....	D12/184
D683,679 S *	6/2013	Platto	.....	D12/184
D684,907 S *	6/2013	Abe	.....	D12/184
D685,305 S *	7/2013	Tase	.....	D12/184
D686,552 S *	7/2013	Weil	.....	D12/184
D691,530 S *	10/2013	Song	.....	D12/184
D695,662 S *	12/2013	Suga	.....	D12/196
D699,170 S *	2/2014	Okue	.....	D12/184
D718,687 S *	12/2014	Ishizuka	.....	D12/184
D721,314 S *	1/2015	Platto	.....	D12/184
D749,027 S *	2/2016	McMahan	.....	D12/184
D750,001 S *	2/2016	Thole	.....	D12/184
9,278,716 B1 *	3/2016	Joseph	.....	B62D 25/18

FOREIGN PATENT DOCUMENTS

JP	D1446230 S	7/2012
JP	D1465084 S	3/2013
JP	D1472974 S	6/2013
JP	D1474636 S	7/2013
JP	D1479638 S	9/2013
JP	D1486865 S	12/2013
JP	D1471372 S	5/2014
JP	D1472545 S	6/2014
JP	D1504088 S	8/2014
JP	D1489462 S	2/2015

\* cited by examiner




FIG. 1

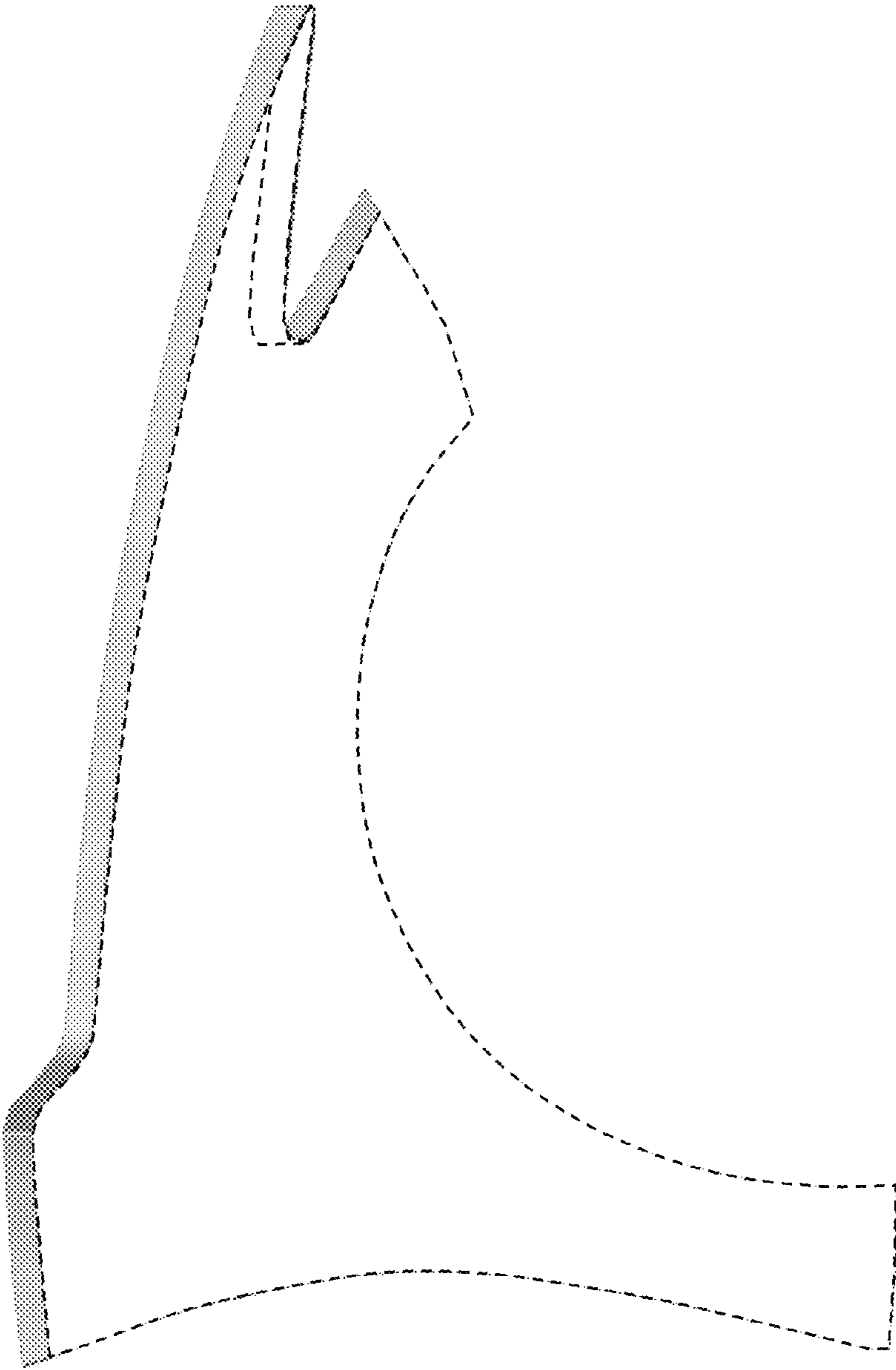


FIG. 2




FIG. 3




FIG. 4

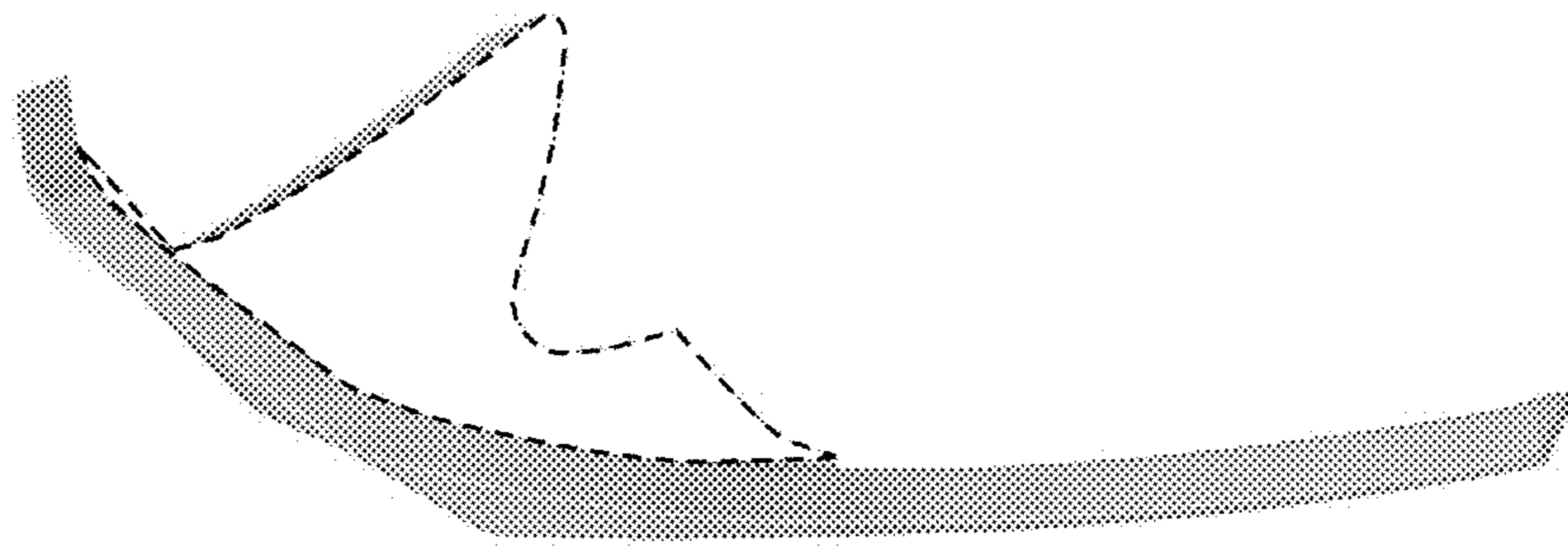


FIG. 5

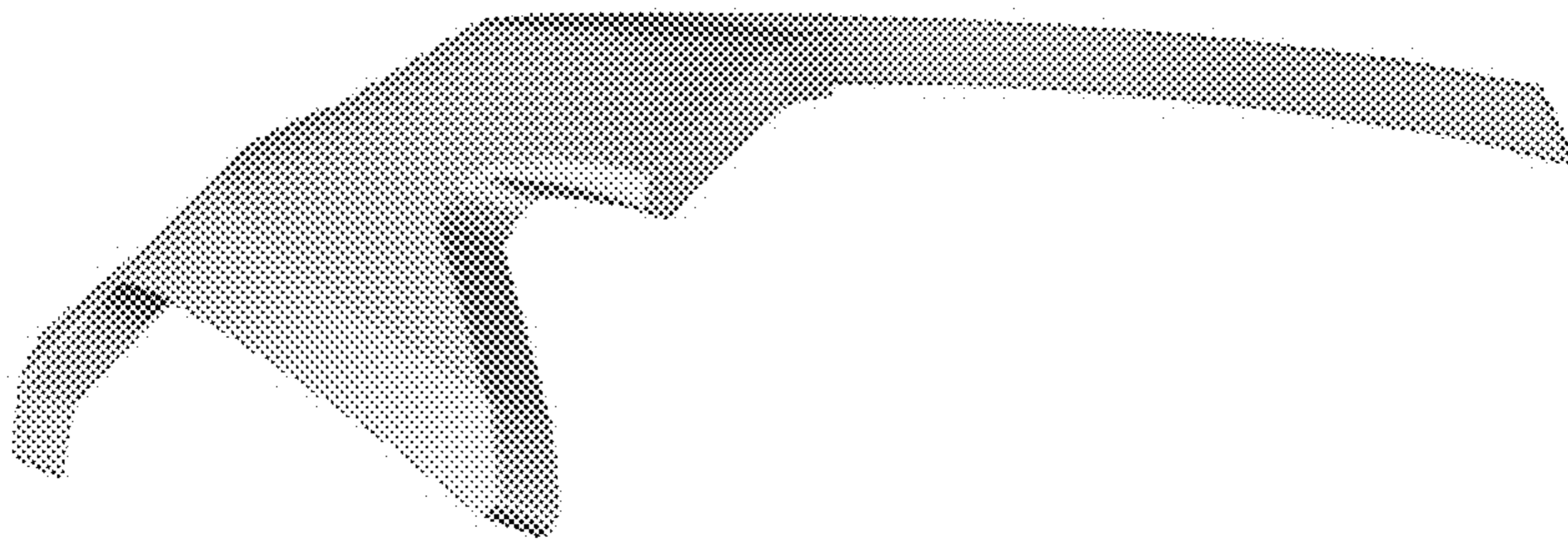


FIG. 6






FIG. 7




FIG. 8