



US00D768513S

(12) **United States Design Patent** (10) **Patent No.:** **US D768,513 S**
Tomisaka (45) **Date of Patent:** **** Oct. 11, 2016**

(54) **WRISTWATCH BODY**

(71) Applicant: **Kunio Tomisaka**, Nagoya (JP)

(72) Inventor: **Kunio Tomisaka**, Nagoya (JP)

(**) Term: **15 Years**

(21) Appl. No.: **29/528,798**

(22) Filed: **Jun. 1, 2015**

(30) **Foreign Application Priority Data**

Dec. 8, 2014 (JP) 2014-027385

(51) **LOC (10) Cl.** **10-02**

(52) **U.S. Cl.**
USPC **D10/33; D10/38; D10/39**

(58) **Field of Classification Search**
USPC D11/1, 44, 49, 137, 16, 205, 224, 81,
D11/82, 48, 79; D6/634, 497; D21/468;
D26/25; D28/40; D10/30-39,
D10/122-129, 2, 22, 23
CPC .. G04B 19/10; G04B 37/00; G04B 37/0008;
G04B 37/0058; G04B 37/1486; G04B 45/00;
G04B 45/0069; G04B 45/0076
See application file for complete search history.

(56) **References Cited**

U.S. PATENT DOCUMENTS

D393,345 S * 4/1998 Clegg D11/70
D405,716 S * 2/1999 Doughty D11/121
D405,717 S * 2/1999 Doughty D11/121
D427,638 S * 7/2000 Collins D20/10

D428,670 S * 7/2000 Tsai D28/40
D431,187 S * 9/2000 Davis D11/131
D462,898 S * 9/2002 Weinstock D9/669
D563,817 S * 3/2008 Nataf D10/126
D564,389 S * 3/2008 Nataf D10/126
D606,288 S * 12/2009 Thorne D2/895
D618,133 S * 6/2010 Michaels D11/157
D660,998 S * 5/2012 Rehahn D26/24
D731,007 S * 6/2015 Davies, III D21/680

* cited by examiner

Primary Examiner — Manpreet Matharu

Assistant Examiner — Jennifer Wright

(74) *Attorney, Agent, or Firm* — Withrow Terranova,
P.L.L.C.; Vincent K. Gustafson


(57) **CLAIM**

The ornamental design for a wristwatch body, as shown and described.

DESCRIPTION

FIG. 1 is a front elevation view of a wristwatch body showing my design;
FIG. 2 is a rear elevation view of the wristwatch body;
FIG. 3 is a left side elevation view of the wristwatch body;
FIG. 4 is a right side elevation view of the wristwatch body;
FIG. 5 is a top plan view of the wristwatch body;
FIG. 6 is a bottom plan view of the wristwatch body;
FIG. 7 is a perspective view of the wristwatch body; and,
FIG. 8 is a front elevation view of the wristwatch body and a wristwatch strap presented in broken lines.
Throughout the Figures, broken lines are included for the purpose of illustrating environment of the design and form no part of the claimed design.

1 Claim, 8 Drawing Sheets






FIG. 1




FIG. 2




FIG. 3




FIG. 4

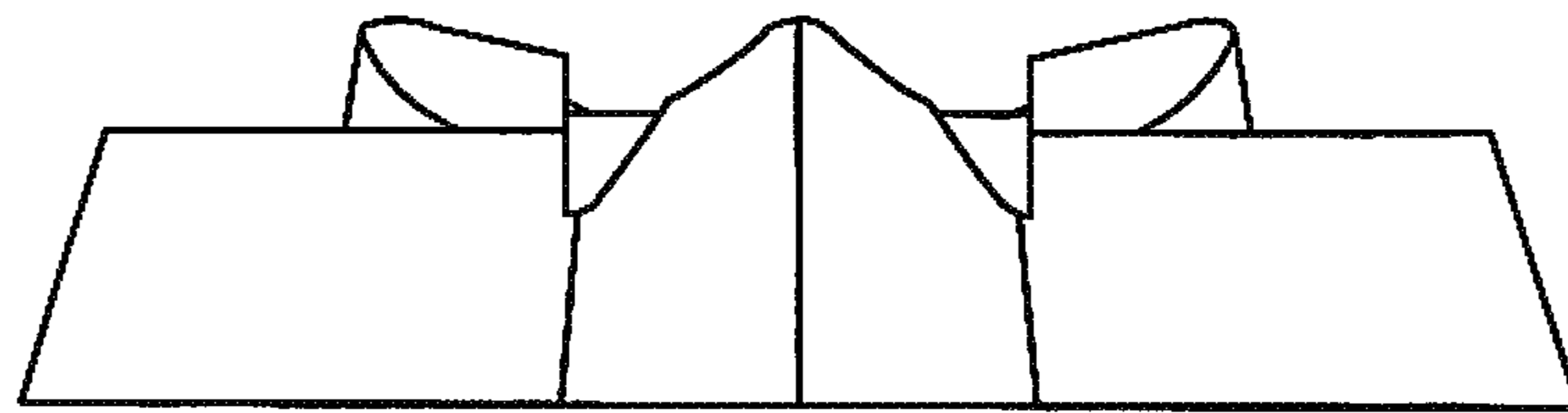


FIG. 5

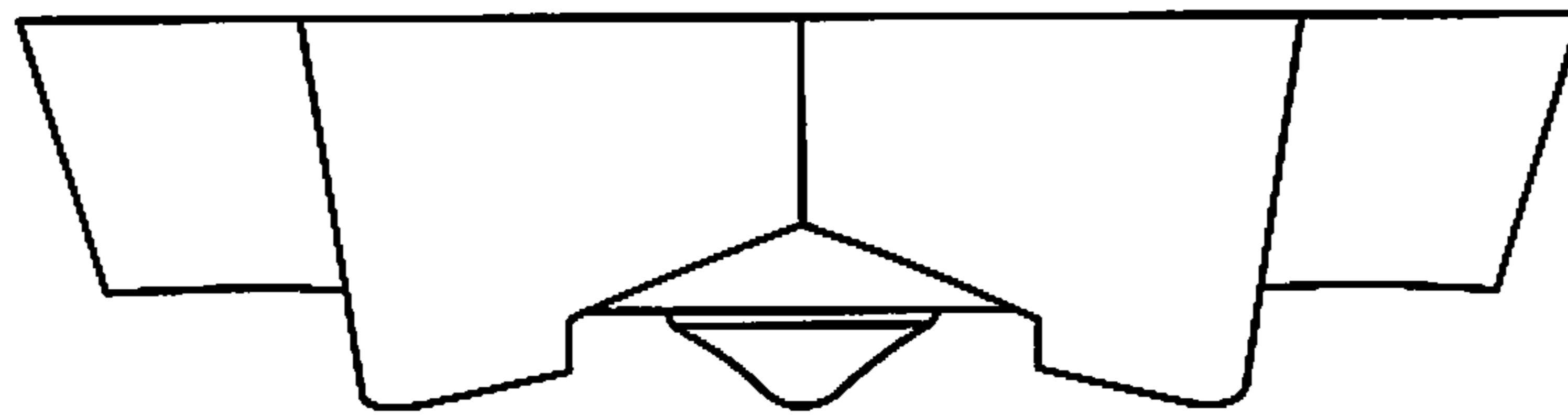


FIG. 6




FIG. 7




FIG. 8