



US00D768511S

(12) **United States Design Patent**
Kovacovich

(10) **Patent No.:** **US D768,511 S**

(45) **Date of Patent:** **** Oct. 11, 2016**

(54) **PUCK RUB**

(71) Applicant: **Grant Peter Kovacovich**, Temecula,
CA (US)

(72) Inventor: **Grant Peter Kovacovich**, Temecula,
CA (US)

(**) Term: **15 Years**

(21) Appl. No.: **29/533,301**

(22) Filed: **Jul. 15, 2015**

(51) **LOC (10) Cl.** **09-01**

(52) **U.S. Cl.**
USPC **D9/780**; D27/183

(58) **Field of Classification Search**
USPC D9/500, 502, 516, 530, 537, 539, 542,
D9/549, 763-783, 503, 504, 554;
215/381-385; 220/660, 669, 675;
D7/601, 602, 612, 615, 630; D27/172,
D27/183, 189, 191
CPC B65D 1/00; B65D 1/02; B65D 1/12;
B65D 1/14; B65D 1/40; B65D 1/44; B65D
1/023; B65D 1/0223; B65D 1/165; B65D
1/238; B65D 1/246; B65D 1/253; B65D
7/04; B65D 21/0209; B65D 21/0233; B65D
25/00; B65D 25/28; B65D 41/0457; B65D
41/17; B65D 53/06; B65D 75/56; B65D
79/005; B65D 2501/0036; B65D 2543/00064;
B65D 2543/00074; B65D 2543/00083;
B65D 2543/00092; B65D 2543/00101;
B65D 2543/00111

See application file for complete search history.

(56) **References Cited**

U.S. PATENT DOCUMENTS

3,926,361 A * 12/1975 Hilderbrand B65D 77/24
206/232
4,941,756 A * 7/1990 Price B65D 81/36
206/233

D494,474 S * 8/2004 Houk D27/190
D510,524 S * 10/2005 Houk D9/503
D512,636 S * 12/2005 Pace D9/504
D515,426 S * 2/2006 Pace D9/504
D521,866 S * 5/2006 Hicks D9/449
D531,036 S * 10/2006 Bried D9/504
D536,250 S * 2/2007 Richards D9/438
D536,252 S * 2/2007 Richards D9/438
D581,809 S * 12/2008 Wichowski D9/504
D595,012 S * 6/2009 Meier D27/101
D626,687 S * 11/2010 Gibson D27/183
D637,903 S * 5/2011 Ghiotti D9/428
2002/0043473 A1 * 4/2002 Lee B65D 51/20
206/217

* cited by examiner

Primary Examiner — Keli L Hill

(74) *Attorney, Agent, or Firm* — Grant's Law firm; Allan
Howard Grant

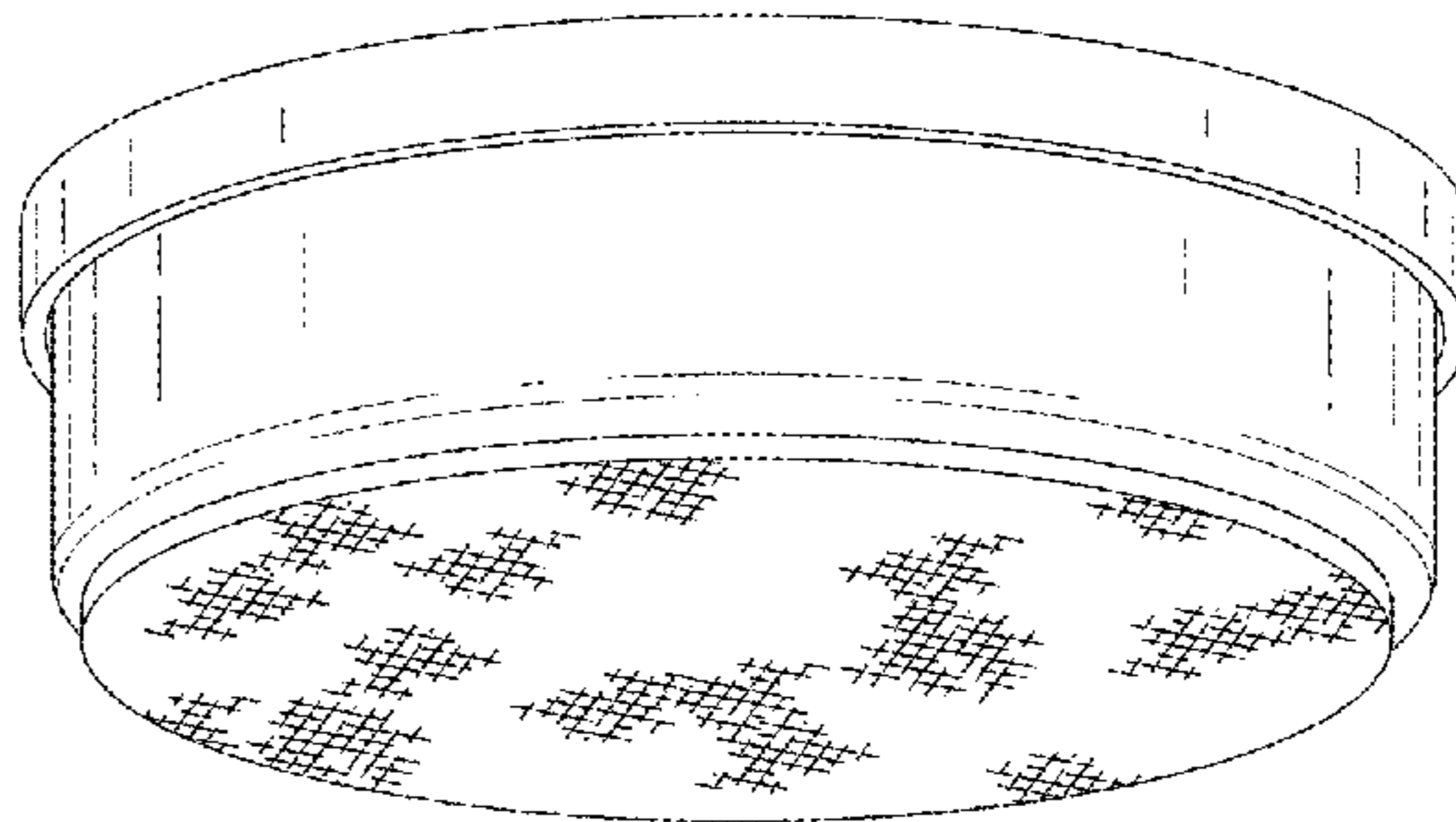

(57) **CLAIM**

I claim the ornamental design for a puck rub, as shown and
as described.

DESCRIPTION

FIG. 1 is a top perspective view of the puck rub.
FIG. 2 is a bottom perspective view of the puck rub
FIG. 3 is a side view of the puck rub.
FIG. 4 is a top view of the puck rub.
FIG. 5 is bottom view of the puck rub; and,
FIG. 6 is a perspective of the puck rub showing a User
removing the dipping tobacco from the User's finger.
The broken lines shown are included for the purpose of
illustrating portions of the puck rub that form no part of the
claim.

1 Claim, 3 Drawing Sheets



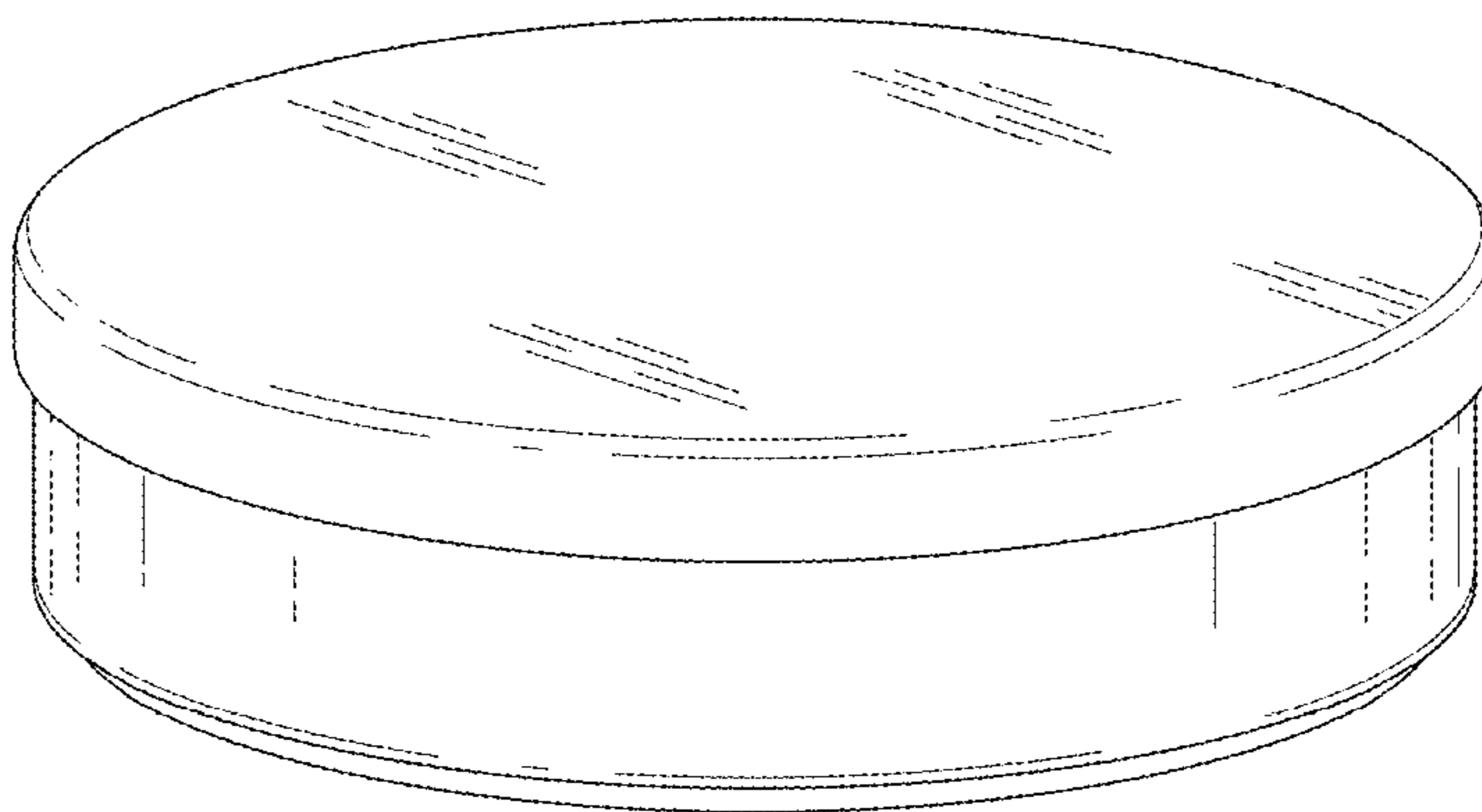


Fig. 1

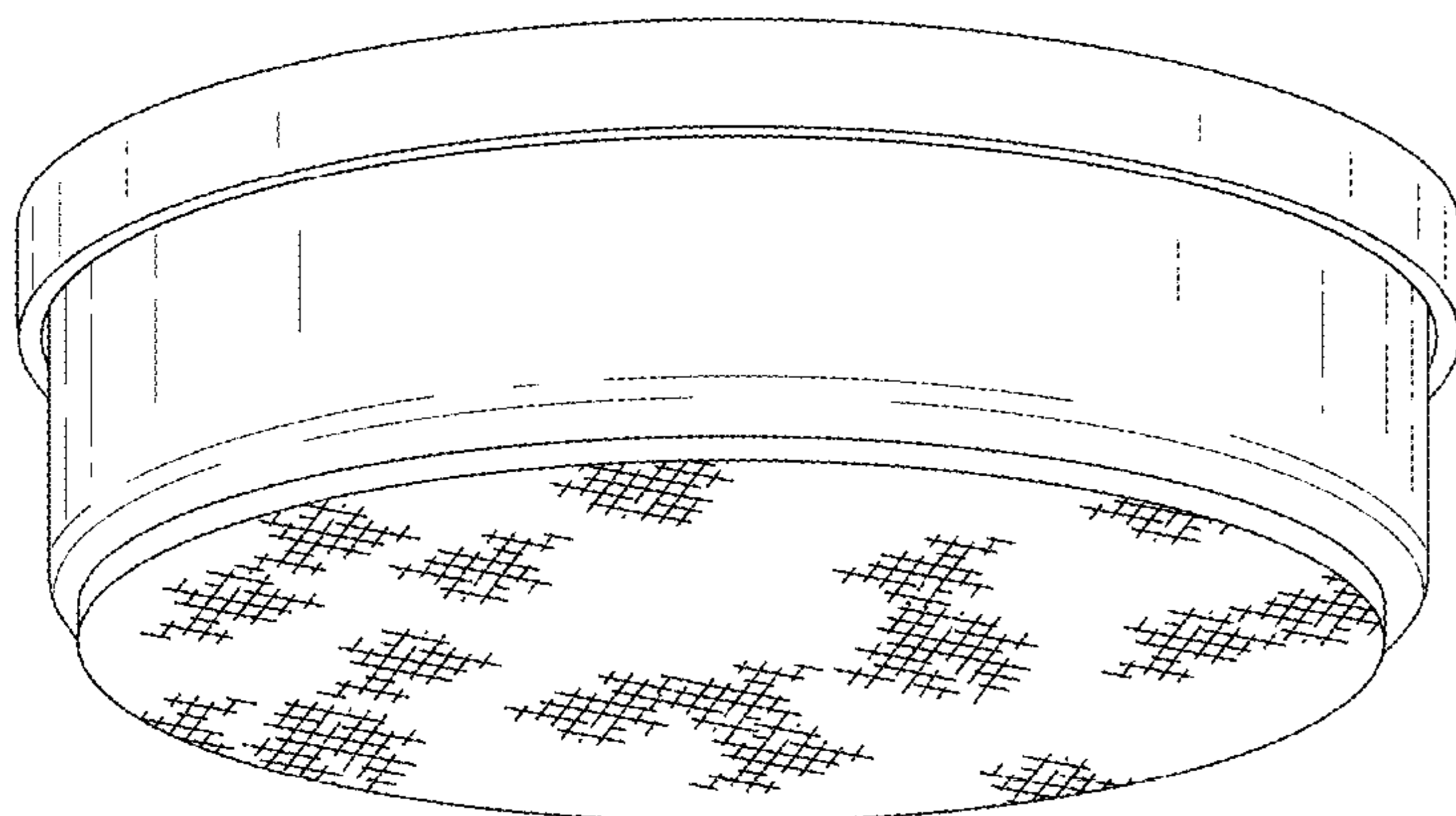


Fig. 2

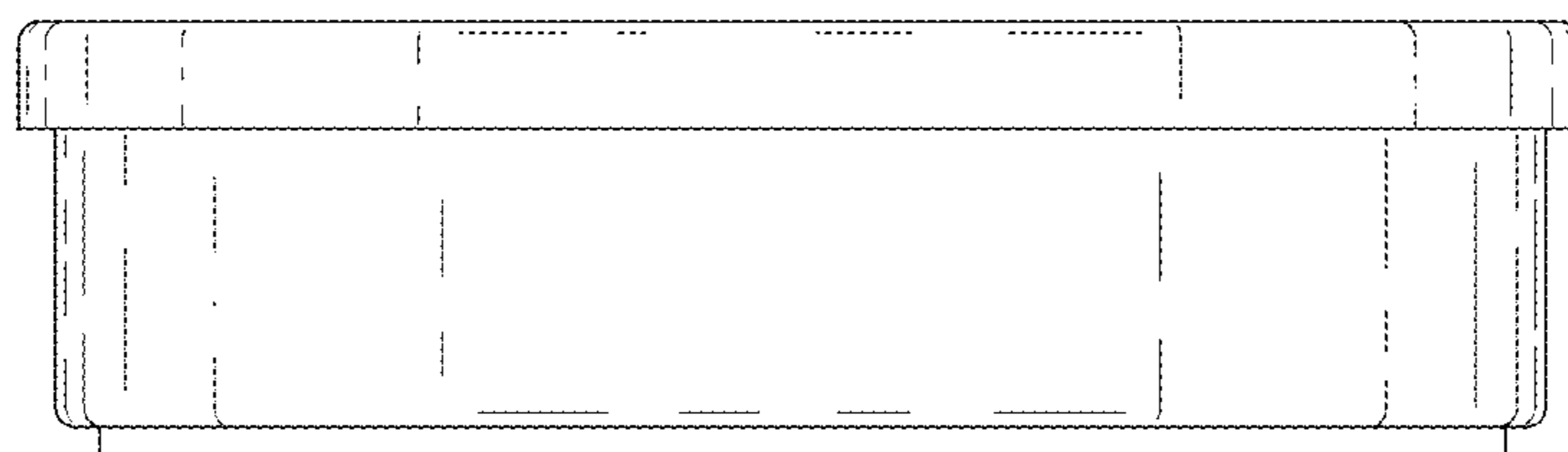


Fig. 3

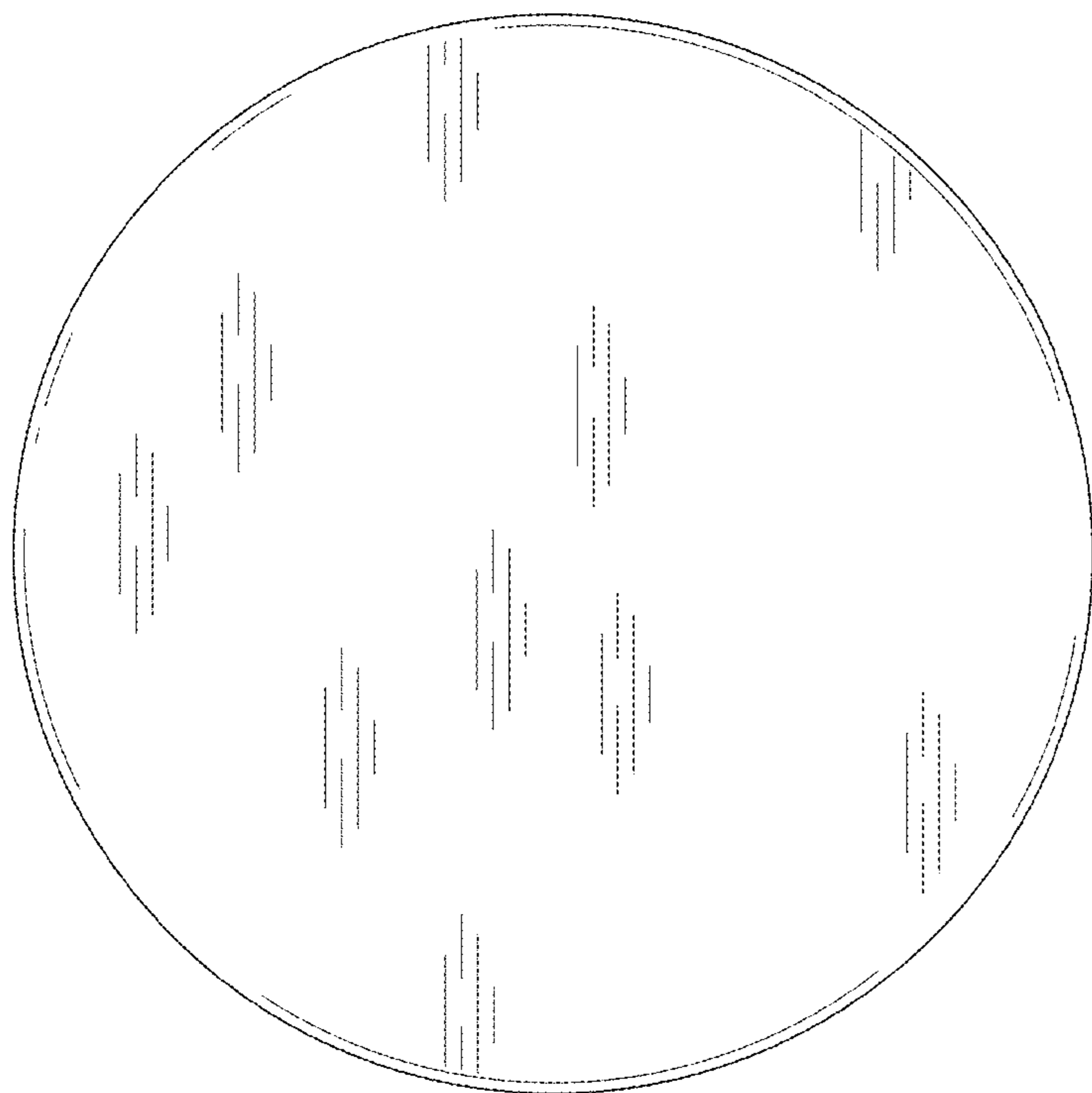


Fig. 4

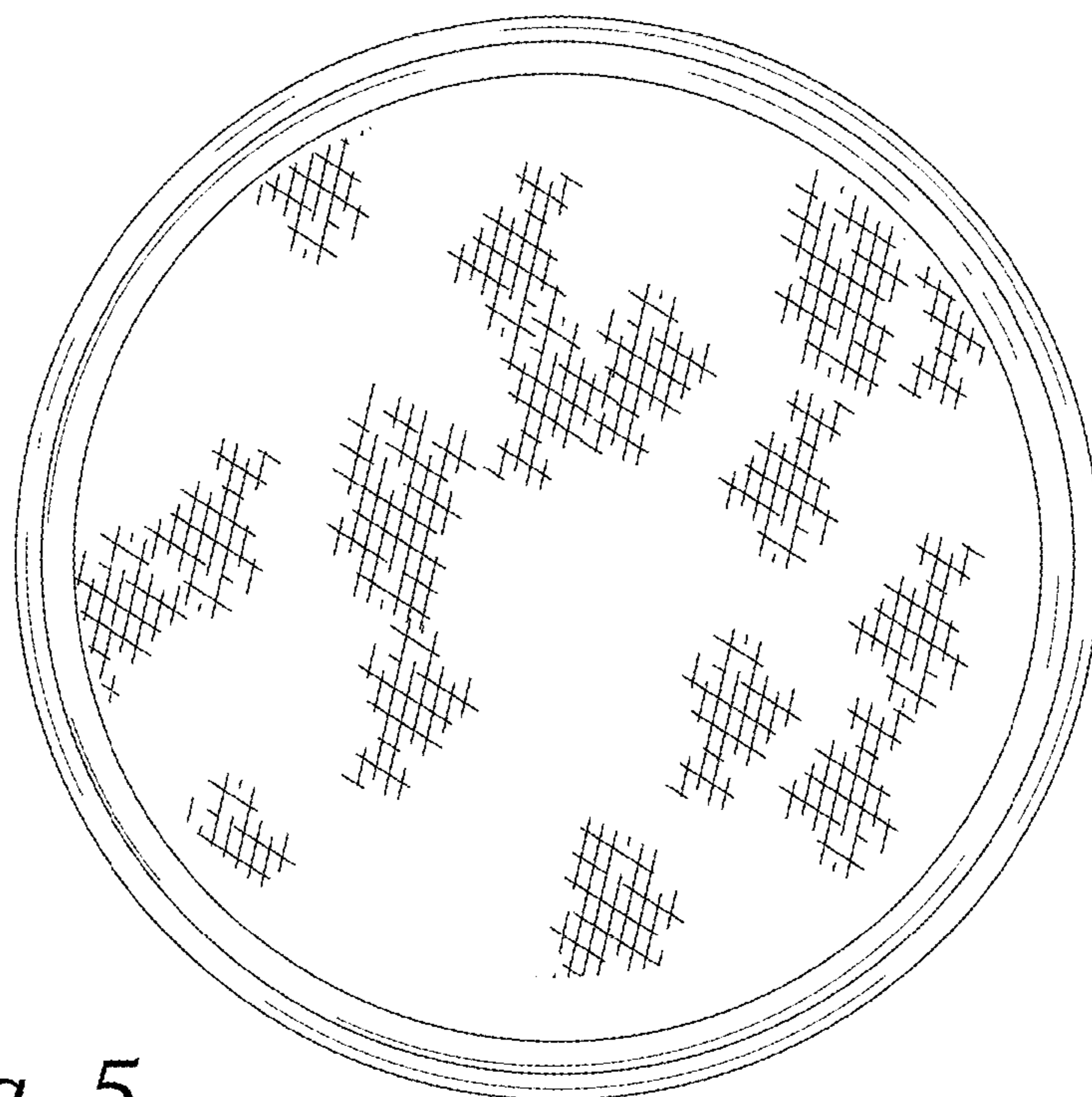


Fig. 5

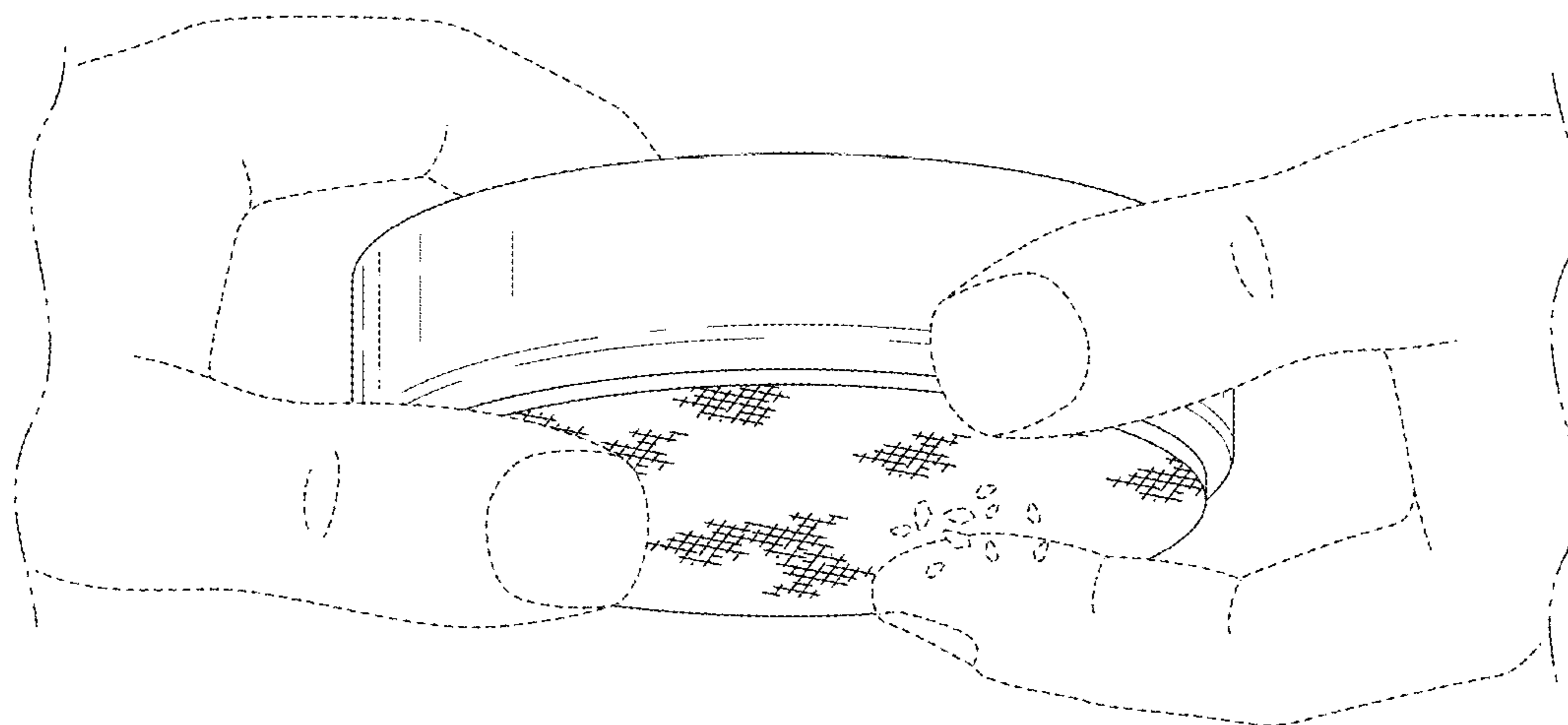


Fig. 6