



US00D768504S

(12) **United States Design Patent**
Papernik

(10) **Patent No.:** **US D768,504 S**

(45) **Date of Patent:** **** Oct. 11, 2016**

(54) **PERFUME BOTTLE**

(71) Applicant: **Cartier Creation Studio SA**, Geneva
(CH)

(72) Inventor: **Elie Papernik**, Paris (FR)

(73) Assignee: **Cartier International AG**, Steinhausen
(CH)

(**) Term: **14 Years**

(21) Appl. No.: **29/469,777**

(22) Filed: **Oct. 15, 2013**

(30) **Foreign Application Priority Data**

Apr. 15, 2013 (WO) DM 080 726

(51) **LOC (10) Cl.** **09-01**

(52) **U.S. Cl.**
USPC **D9/687; D9/694**

(58) **Field of Classification Search**
USPC D9/682-694, 719, 517, 521, 529,
D9/544-546, 549-558, 560, 567, 568,
D9/573-575; D28/76, 77, 91.1; 215/379,
215/382; 220/376, 377, 662, 665, 669
See application file for complete search history.

(56) **References Cited**

U.S. PATENT DOCUMENTS

D217,659 S * 5/1970 Dinand D9/574
D220,168 S * 3/1971 Gelak et al. D9/416
D338,835 S * 8/1993 Mansau D9/567
D356,954 S * 4/1995 Sangbok D9/567

D511,688 S * 11/2005 Baron D9/560
D542,144 S * 5/2007 Herrmann D9/560
D565,963 S * 4/2008 Slimane D9/687
D588,466 S * 3/2009 Sukhanovskiy D9/649
D589,818 S * 4/2009 Veillet D9/694
D590,720 S * 4/2009 Oates et al. D9/560
D606,415 S * 12/2009 Lavigne et al. D9/546
D628,489 S * 12/2010 Caten et al. D9/523
D628,494 S * 12/2010 Aebi D9/687
D634,212 S * 3/2011 Kruetzkamp et al. D9/690
D639,668 S * 6/2011 Niikura et al. D9/553

FOREIGN PATENT DOCUMENTS

EM 000122726-0001 * 3/2004
EM 000788344-0001 * 10/2007
EM 000790365-0001 * 10/2007

* cited by examiner

Primary Examiner — Catherine Tuttle

(74) *Attorney, Agent, or Firm* — Taft Stettinius &
Hollister LLP

(57) **CLAIM**

The ornamental design for a perfume bottle, as shown and described.

DESCRIPTION

FIG. 1 is a front view of the perfume bottle showing my new design.

FIG. 2 is a rear view of FIG. 1.

FIG. 3 is a left-side view of FIG. 1.

FIG. 4 is a right-side view of FIG. 1.

FIG. 5 is a top view of FIG. 1.

FIG. 6 is a bottom view of FIG. 1; and,

FIG. 7 is top, right-side perspective view of FIG. 1.

1 Claim, 7 Drawing Sheets

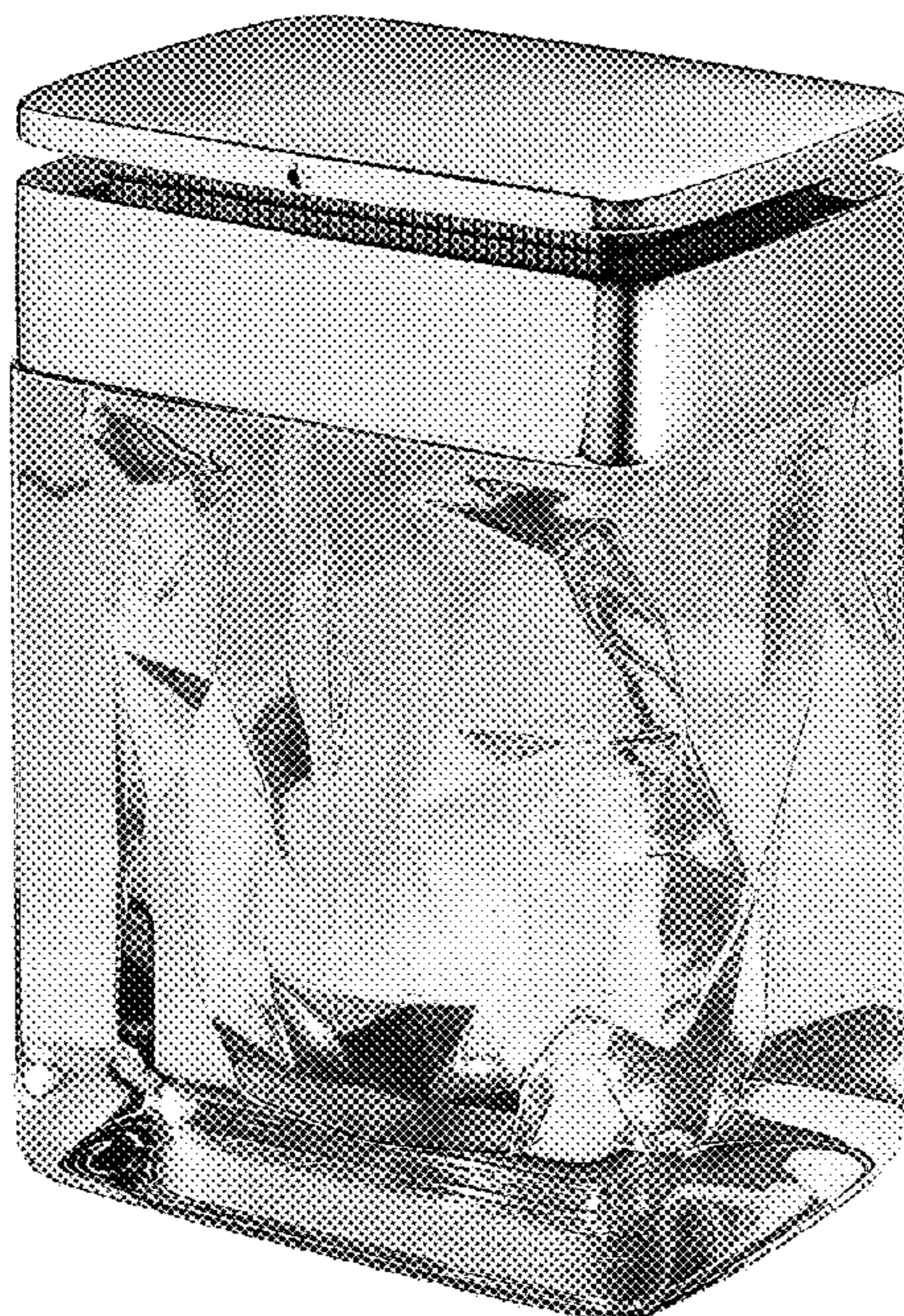




Fig. 1



Fig. 2

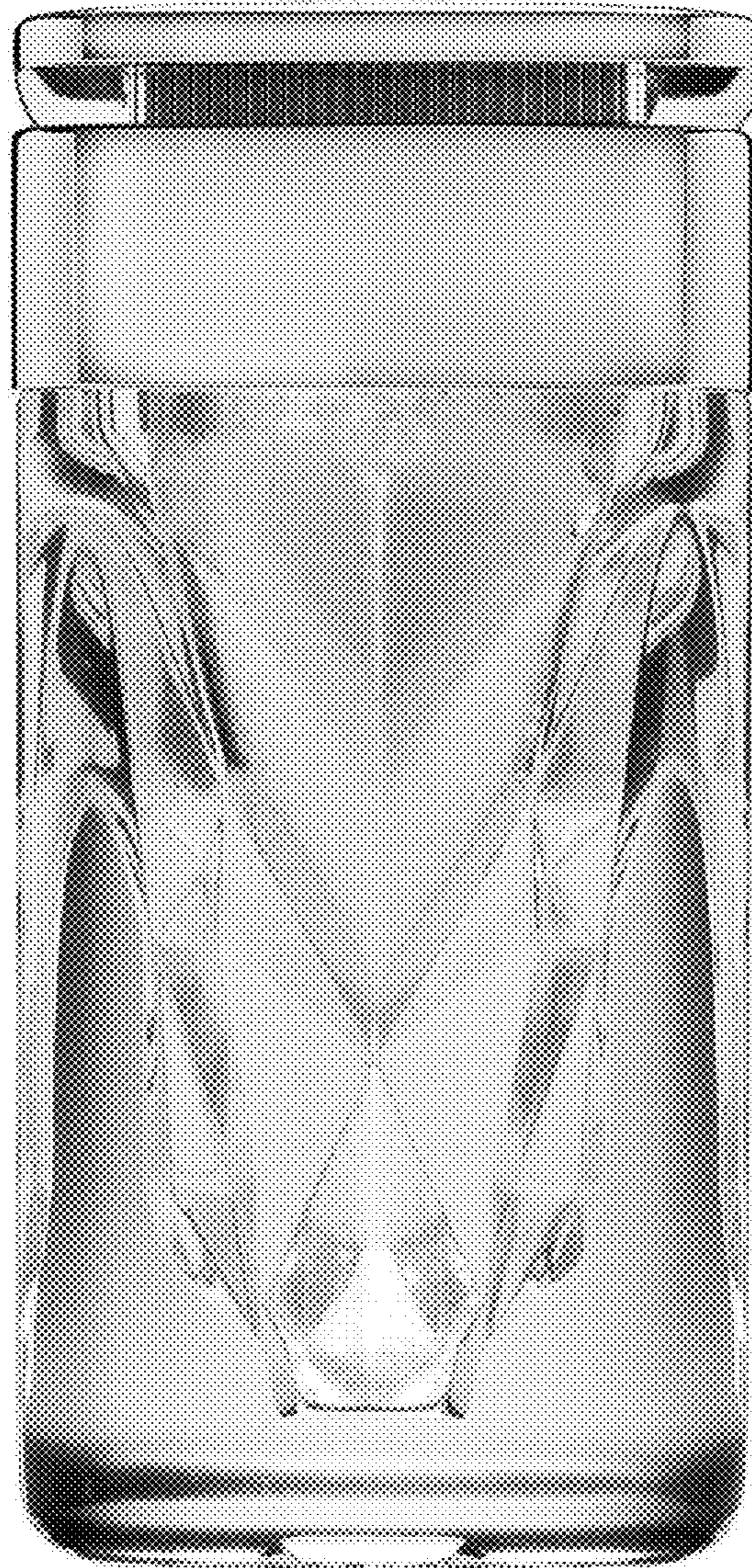


Fig. 3

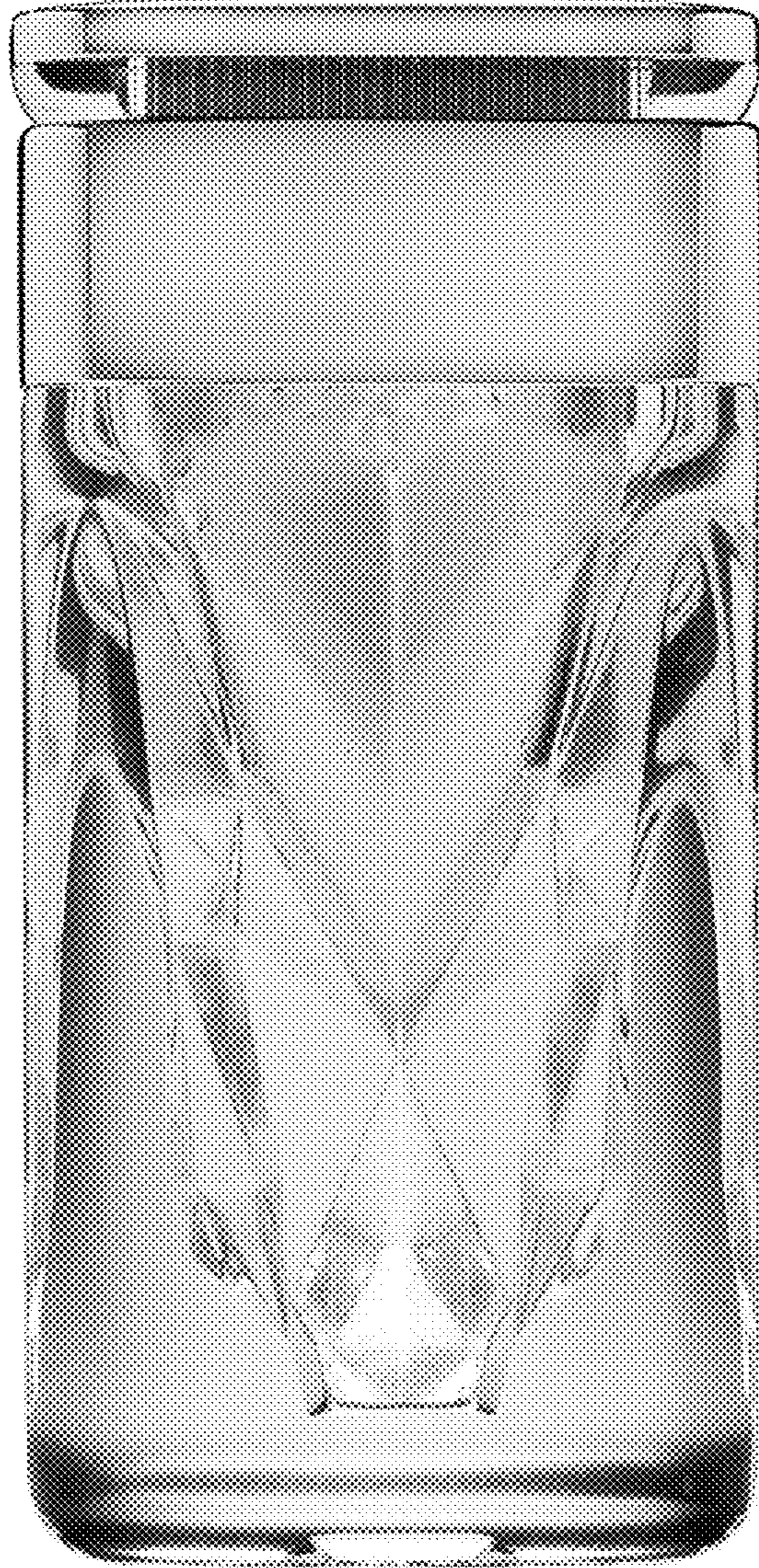


Fig. 4




Fig. 5




Fig. 6




Fig. 7