

US00D768453S

(12) **United States Design Patent**
Carlisle

(10) **Patent No.:** **US D768,453 S**

(45) **Date of Patent:** **** Oct. 11, 2016**

(54) **HANDHELD CYLINDRICAL SANDER KIT**
(71) Applicant: **Timothy L. Carlisle**, Camby, IN (US)
(72) Inventor: **Timothy L. Carlisle**, Camby, IN (US)
(**) Term: **15 Years**

5,177,909 A * 1/1993 Klocke B24D 15/023
451/490
5,491,025 A * 2/1996 Pihl B24D 3/28
428/370
5,564,971 A 10/1996 Evensen
6,679,271 B2 1/2004 Choe
D623,537 S * 9/2010 Berman D9/708
8,585,471 B2 * 11/2013 Shabla B24D 15/023
451/497

(21) Appl. No.: **29/533,905**

* cited by examiner

(22) Filed: **Jul. 23, 2015**

Primary Examiner — Phillip S Hyder

(51) **LOC (10) Cl.** **08-05**

(74) *Attorney, Agent, or Firm* — Crossley & Stevenson
Intellectual Property Law

(52) **U.S. Cl.**
USPC **D8/90**

(58) **Field of Classification Search**
USPC D8/90, 14; D28/59, 61
CPC .. B24D 15/023; B24D 15/00; B24D 15/026;
B24D 7/00

(57) **CLAIM**
The ornamental design for a handheld cylindrical sander kit,
as shown and described.

See application file for complete search history.

DESCRIPTION

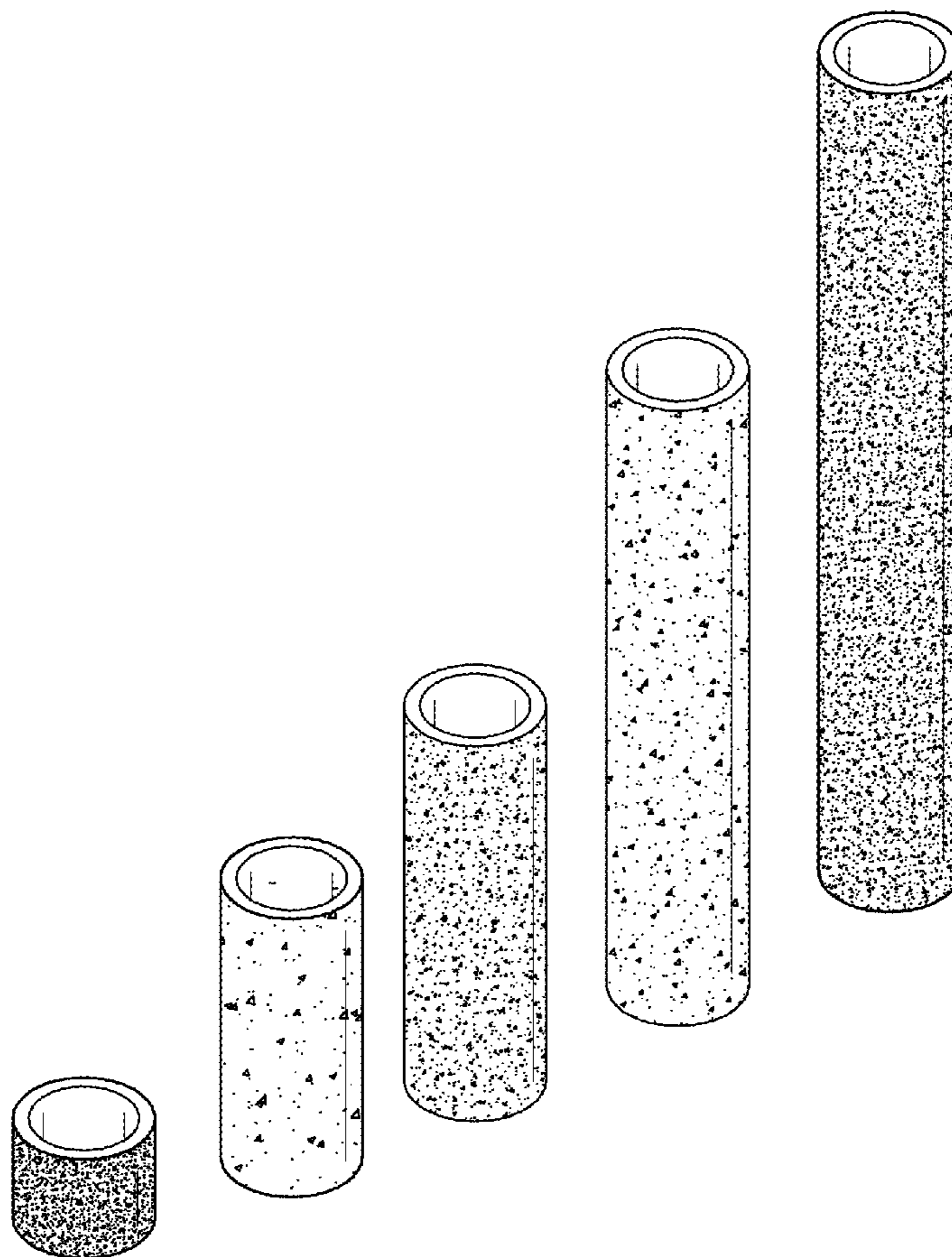
(56) **References Cited**

FIG. 1 is a front elevation view of a handheld cylindrical sander kit showing my new design, the opposite side being a mirror image of the shown;
FIG. 2 is a top plan view thereof, the opposite side being a mirror image of the shown; and,
FIG. 3 is an isometric view thereof.

U.S. PATENT DOCUMENTS

3,364,630 A * 1/1968 Rusk B24D 7/02
451/490
3,916,586 A 11/1975 Rivas
4,918,875 A * 4/1990 Klocke B24D 15/023
451/502

1 Claim, 3 Drawing Sheets



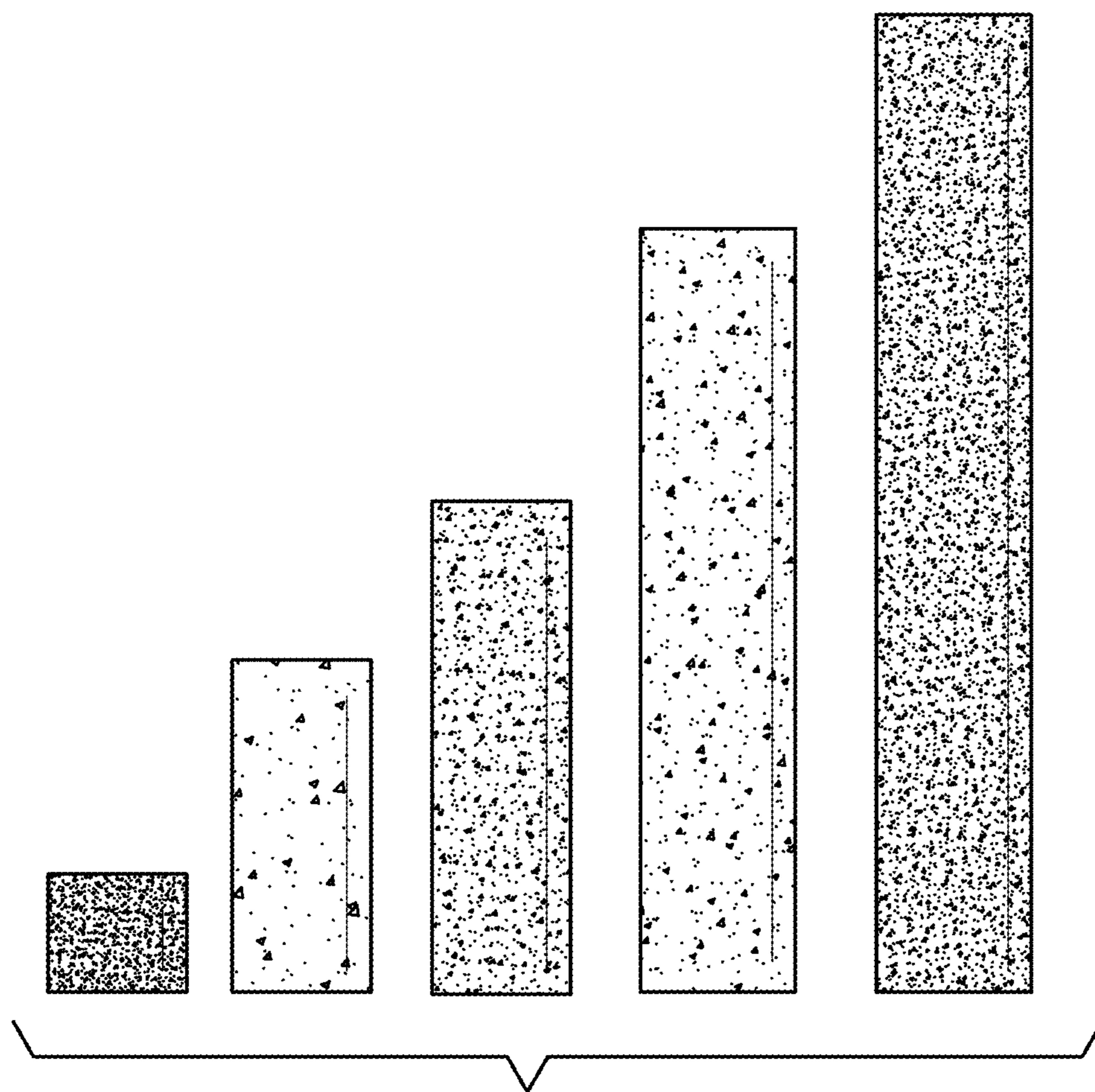


FIG. 1

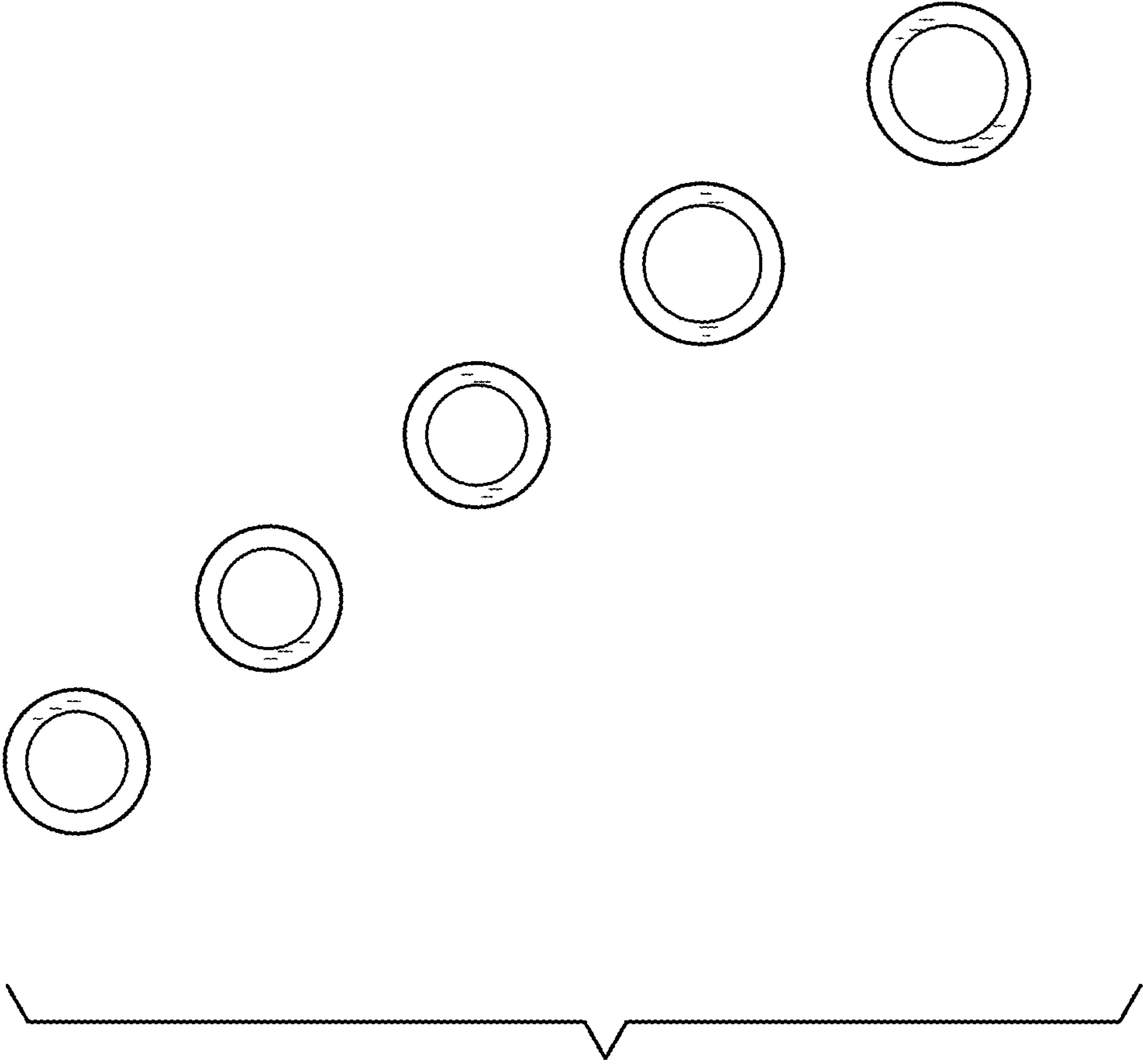


FIG. 2

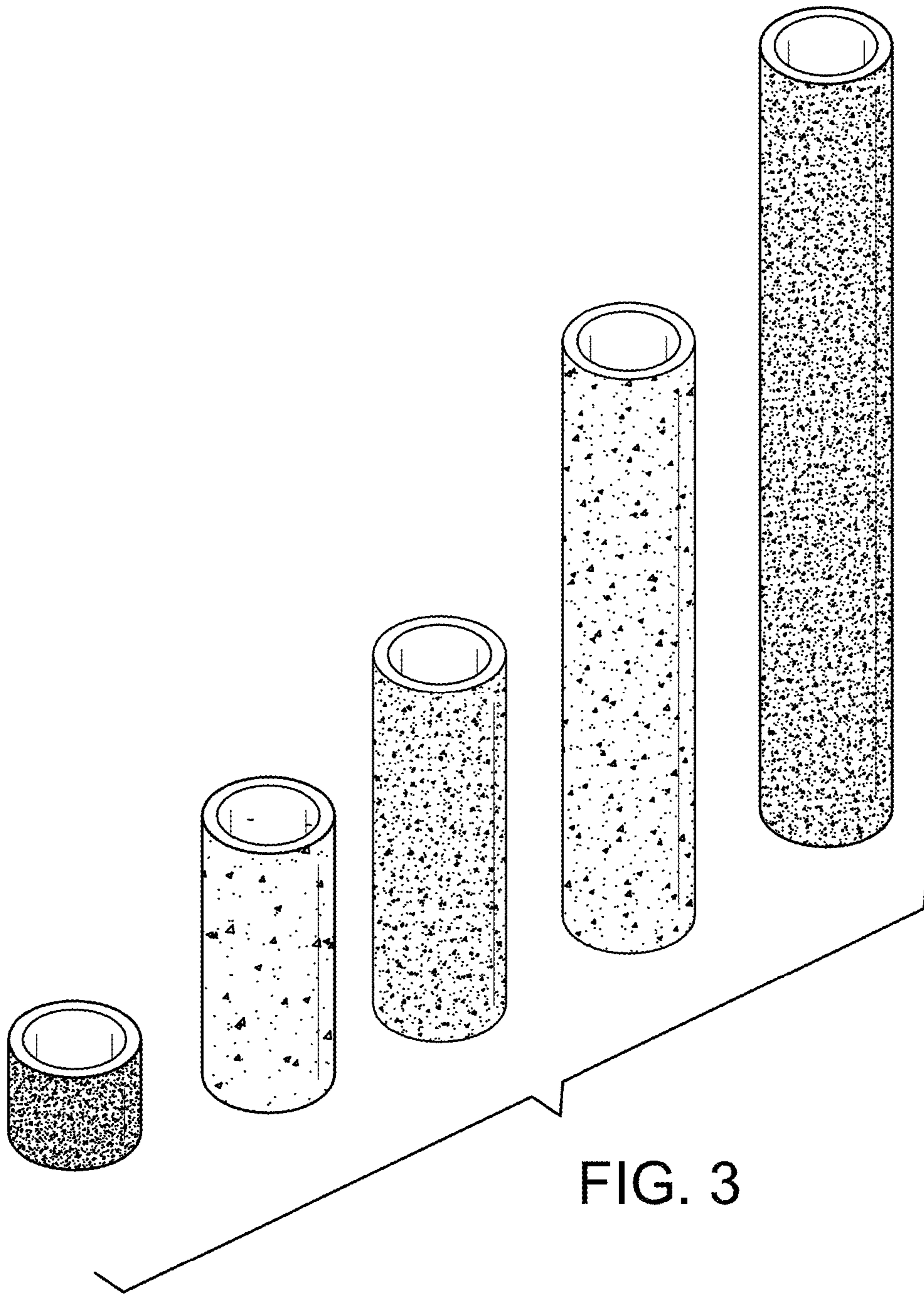


FIG. 3