



US00D768448S

(12) **United States Design Patent**  
**Chen**

(10) **Patent No.:** **US D768,448 S**

(45) **Date of Patent:** **\*\* Oct. 11, 2016**

(54) **HEX WRENCH**

(71) Applicant: **Joun-Jan Chen**, Taichung (TW)

(72) Inventor: **Joun-Jan Chen**, Taichung (TW)

(\*\*) Term: **15 Years**

(21) Appl. No.: **29/527,046**

(22) Filed: **May 15, 2015**

(51) **LOC (10) Cl.** ..... **08-05**

(52) **U.S. Cl.**  
USPC ..... **D8/21**

(58) **Field of Classification Search**  
USPC ..... D8/17, 21-29; 81/60, 177.1, 177.85,  
81/121.1, 124.3, 165-170, 110.1, 176.2,  
81/124.6, 176.1, 176.15, 177.2; 16/110.1;  
D15/144.1; 219/75, 227, 229, 121.16,  
219/121.18  
CPC ..... B25B 13/00; B25B 13/54  
See application file for complete search history.

(56) **References Cited**

**U.S. PATENT DOCUMENTS**

D263,789 S \* 4/1982 Hatchell ..... D8/26  
6,032,556 A \* 3/2000 Hu ..... B25B 13/481  
81/436  
D600,520 S \* 9/2009 Uchida ..... D8/21  
7,603,931 B1 \* 10/2009 Powell ..... B25B 15/008  
81/177.2

D631,723 S \* 2/2011 DeBaker ..... D8/86  
D646,547 S \* 10/2011 DeBaker ..... D8/86  
D663,187 S \* 7/2012 DeBaker ..... D8/86  
8,215,206 B2 \* 7/2012 Kozak ..... B25B 27/18  
81/441  
8,640,575 B2 \* 2/2014 Huang ..... B25B 13/481  
81/436

\* cited by examiner

*Primary Examiner* — Randall Gholson

(74) *Attorney, Agent, or Firm* — Raymond Y. Chan;  
David and Raymond Patent Firm

(57) **CLAIM**

The ornamental design for a hex wrench, as shown and described.

**DESCRIPTION**

FIG. 1 is a perspective view of hex wrench showing my new design.

FIG. 2 is a front elevational view thereof.

FIG. 3 is a rear elevational view thereof.

FIG. 4 is a right side elevational view thereof.

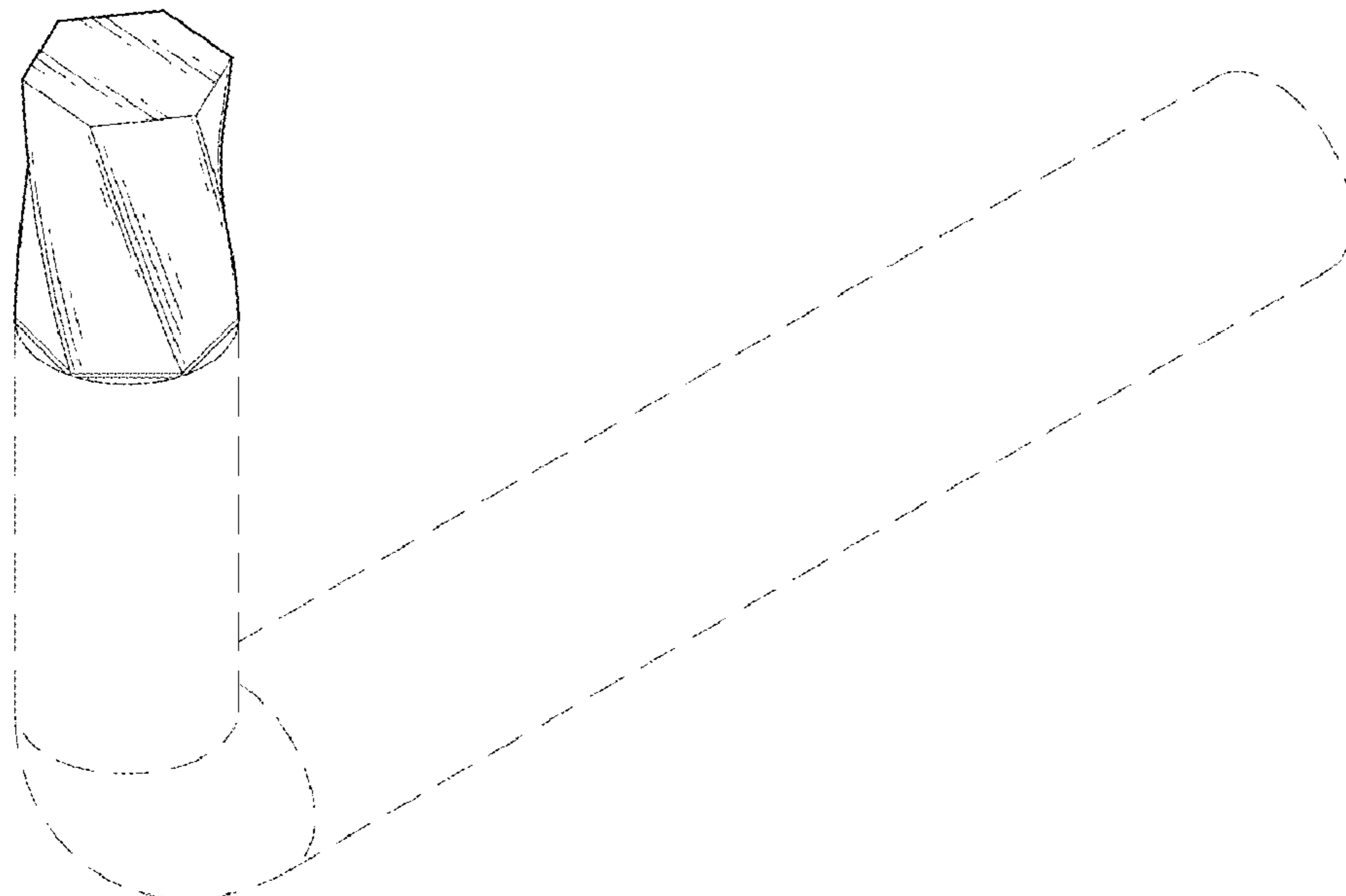
FIG. 5 is a left side elevational view thereof.

FIG. 6 is a top plan view thereof; and,

FIG. 7 is a bottom plan view thereof.

The broken line in the drawing is included for the purpose of illustrating environmental detail and forms no part of the claimed design.

**1 Claim, 7 Drawing Sheets**






FIG. 1




FIG. 2




FIG. 3




FIG. 4




FIG. 5




FIG. 6



FIG. 7