



US00D768393S

(12) **United States Design Patent** (10) **Patent No.:** **US D768,393 S**
Ellis et al. (45) **Date of Patent:** **** Oct. 11, 2016**

(54) **NONWOVEN FABRIC**

(71) Applicant: **AVINTIV Specialty Materials Inc.**,
Charlotte, NC (US)

(72) Inventors: **Dianne B. Ellis**, Cary, NC (US);
Andrew W. Delaney, Allentown, NJ
(US)

(73) Assignee: **AVINTIV Specialty Materials Inc.**,
Charlotte, NC (US)

(**) Term: **14 Years**

(21) Appl. No.: **29/490,024**

(22) Filed: **May 6, 2014**

(51) **LOC (10) Cl.** **05-06**

(52) **U.S. Cl.**
USPC **D5/53**

(58) **Field of Classification Search**
USPC D5/1-3, 20, 24-26, 32, 39, 40, 47, 50,
D5/53-61, 63, 99; D19/5, 6;
D25/103-105, 110, 111, 114, 138, 152,
D25/153, 157, 158; 428/207
CPC A41B 1/00; A41B 2400/60; A47G 11/00;
A61F 2013/5108; A61F 2013/51078; B31F
1/07; B32B 3/266; B41M 3/18; B44F 1/00;
B44F 11/04; B44F 3/00; D10B 2403/01;
D10B 2501/00; D10B 2503/04; D10B
2503/06; D21H 27/02
See application file for complete search history.

(56) **References Cited**

U.S. PATENT DOCUMENTS

D27,839 S * 11/1897 Christl D5/1
D28,915 S * 6/1898 Fleischer D5/53
D37,493 S * 7/1905 Kemp D5/59

D78,124 S * 3/1929 Rice D5/54
D96,228 S * 7/1935 Clements D5/53
D106,152 S * 9/1937 Singer D5/53
D191,490 S * 10/1961 McKay D5/53
3,243,932 A * 4/1966 Bussey, Jr. 52/591.2
D525,436 S * 7/2006 Delaney D5/53
D531,818 S * 11/2006 Hustedt et al. D5/58
D554,820 S * 11/2007 Dretzka D32/57
D591,052 S * 4/2009 Lin D5/53
D596,699 S * 7/2009 Urriola D23/206
D623,420 S * 9/2010 Mercer et al. D5/37
D653,457 S * 2/2012 Della Valle et al. D5/58
D654,702 S * 2/2012 Tambellini D5/53
D671,328 S * 11/2012 Hsiao et al. D5/53
D693,131 S * 11/2013 Wang et al. D5/60
2013/0158497 A1 * 6/2013 Yamaguchi et al. 604/378

* cited by examiner

Primary Examiner — Karen S Acker

Assistant Examiner — Clare Ann Gannon

(74) *Attorney, Agent, or Firm* — Nelson Mullins Riley &
Scarborough LLP

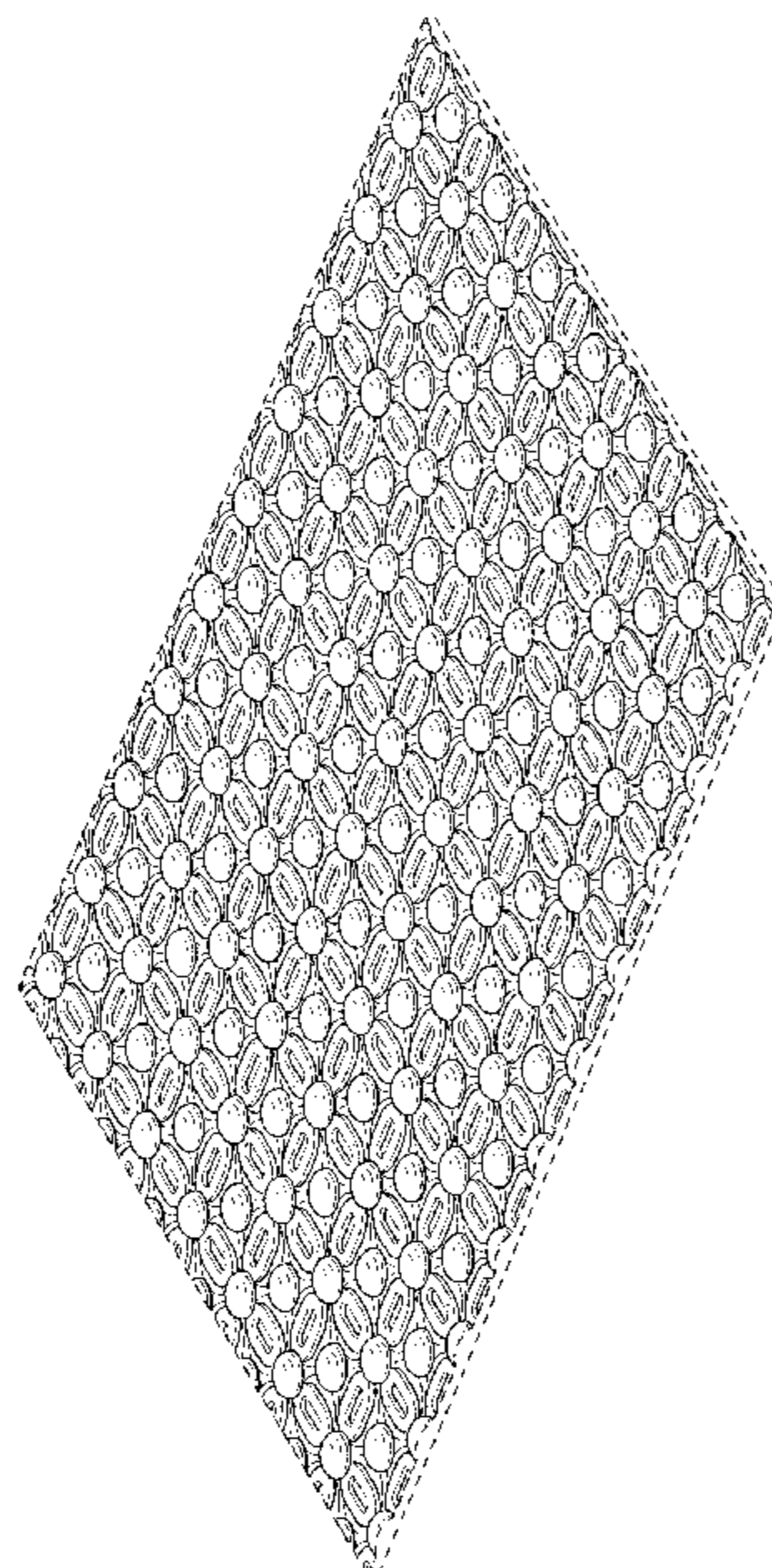
(57) **CLAIM**

The ornamental design for a nonwoven fabric, as shown and described.

DESCRIPTION

FIG. 1 is a perspective view of a nonwoven fabric, embodying the new design;
FIG. 2 is a top plan view thereof;
FIG. 3 is a rear plan view thereof; and,
FIG. 4 is a cross sectional view taken along line 4-4 of FIG. 2 showing a profile of the new design at the point of the cross section and not what lies beyond it.
The broken lines along the border in the drawings depict the boundaries of the claimed design and form no part of the claimed design.

1 Claim, 4 Drawing Sheets



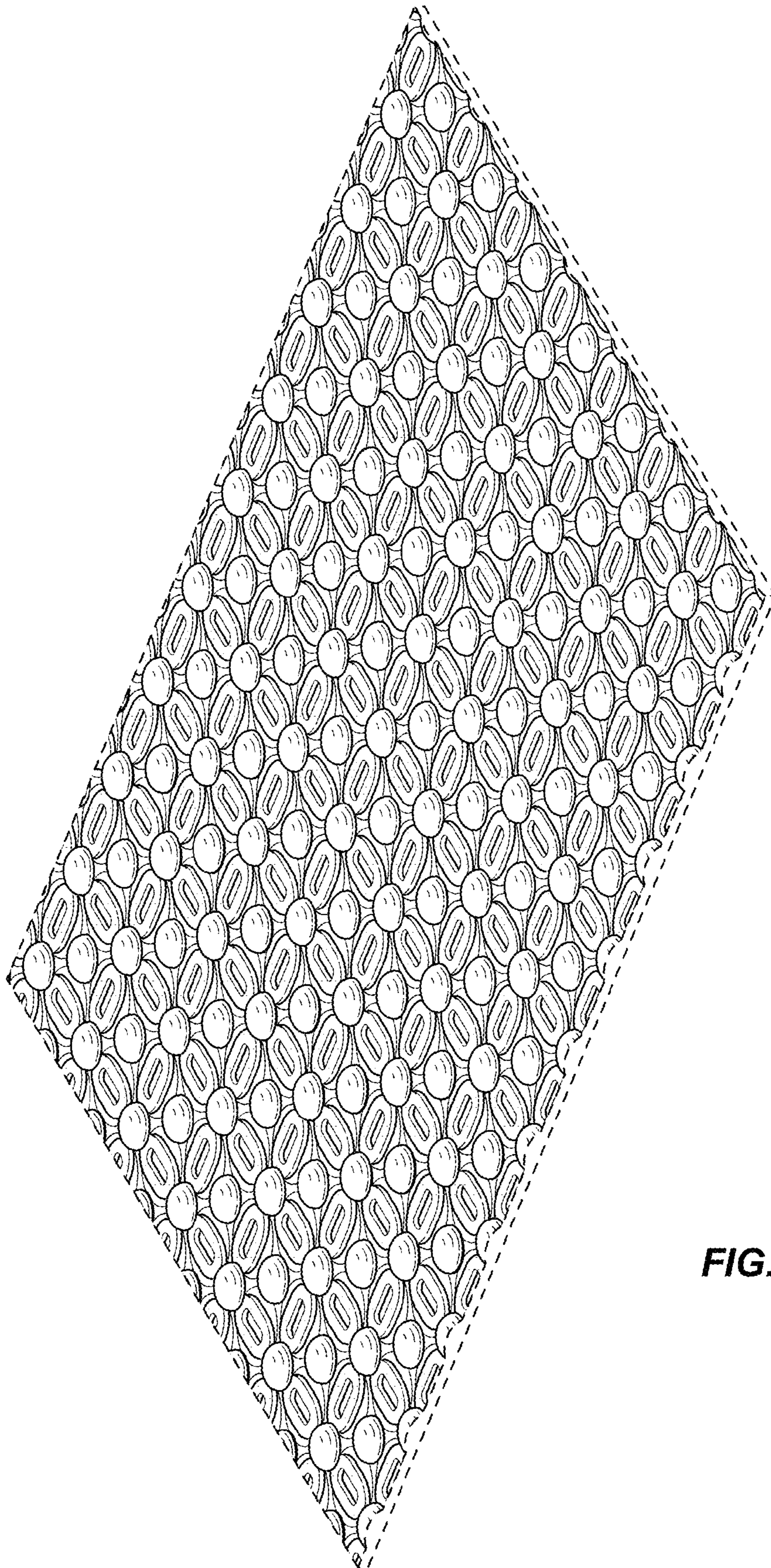


FIG. 1




FIG. 2




FIG. 3



FIG. 4