



US00D768387S

(12) **United States Design Patent** (10) **Patent No.:** **US D768,387 S**
Reishus et al. (45) **Date of Patent:** **** Oct. 11, 2016**

(54) **POWERED BRUSH HANDLE**

(56) **References Cited**

(71) Applicant: **L’Oreal USA Creative, Inc.**, New York, NY (US)

U.S. PATENT DOCUMENTS

(72) Inventors: **Richard Allen Reishus**, Renton, WA (US); **Joel Timothy Aragon**, Snohomish, WA (US); **Suk Ping Wong**, Sammamish, WA (US); **Richard Hanks**, Seattle, WA (US); **Adam Weisgerber**, Kirkland, WA (US); **Michele Snyder**, Redmond, WA (US); **Patrick Jones**, Redmond, WA (US); **Lisa Nguyen**, Redmond, WA (US); **Joseph E. Skidmore**, Issaquah, WA (US)

D136,952 S 1/1944 Getgey
D226,941 S 5/1973 Benty
D303,761 S 10/1989 Desgrippes
D307,216 S 4/1990 Yuen
D372,129 S 7/1996 Chestnut
D439,052 S 3/2001 Hay

(Continued)

(73) Assignee: **L’Oréal USA Creative, Inc.**, New York, NY (US)

OTHER PUBLICATIONS

(**) Term: **15 Years**

“NutraSonic Comet Facial Beauty Tool Set: White,” NutraLuxe MD®, Fort Myers, Fla., <<http://www.nutraluxemd.com/nutrasonic-comet-facial-beauty-tool-set-white/>>, as early as May 2009, 3 pages.

(Continued)

(21) Appl. No.: **29/543,842**

Primary Examiner — Keli L Hill

(22) Filed: **Oct. 28, 2015**

(74) *Attorney, Agent, or Firm* — Christensen O’Connor Johnson Kindness PLLC

(57) **CLAIM**

The ornamental design for a powered brush handle, as shown and described.

Related U.S. Application Data

DESCRIPTION

(62) Division of application No. 29/489,052, filed on Apr. 25, 2014, now Pat. No. Des. 744,753.

(51) **LOC (10) Cl.** **04-02**

(52) **U.S. Cl.**
USPC **D4/100**

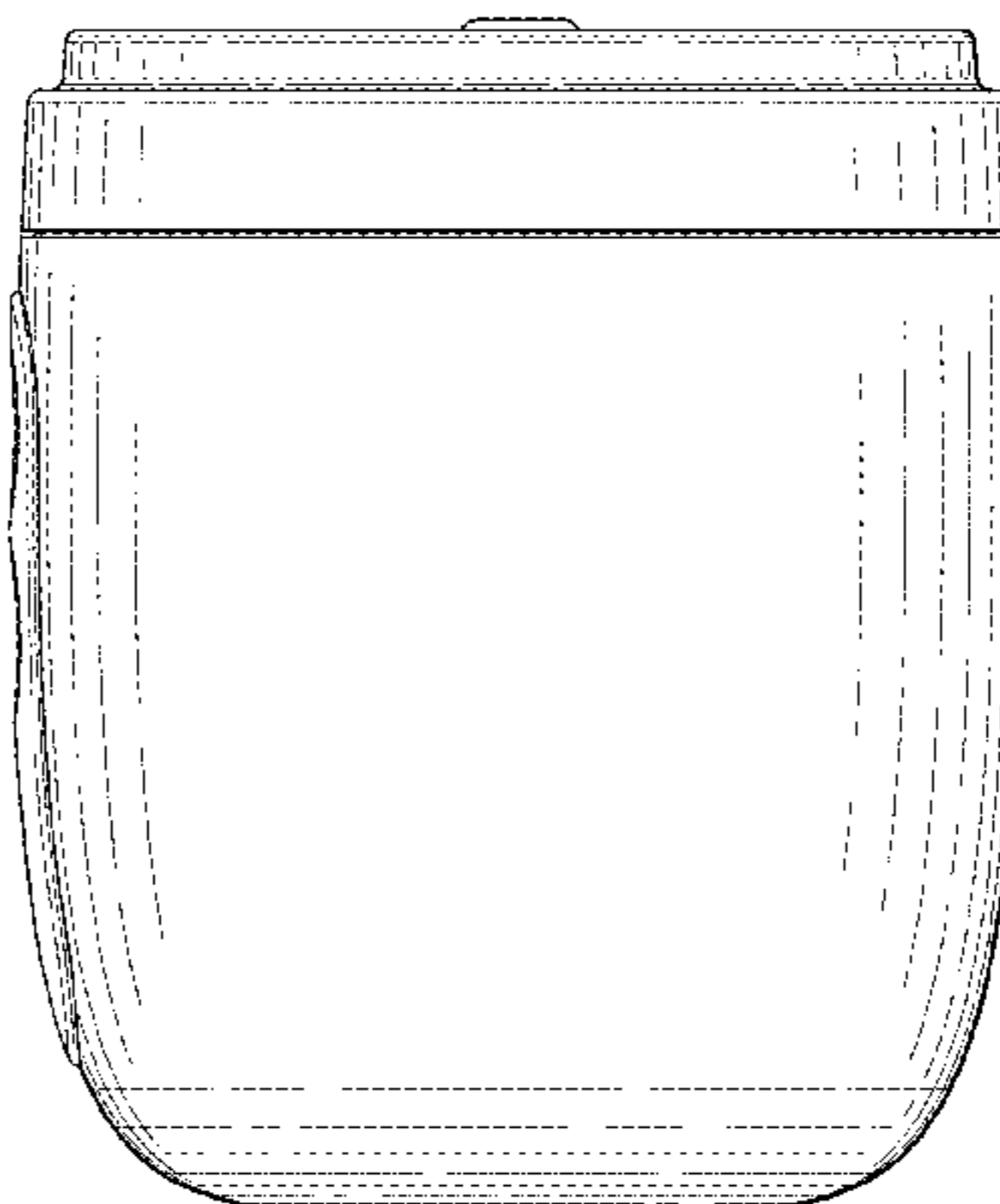
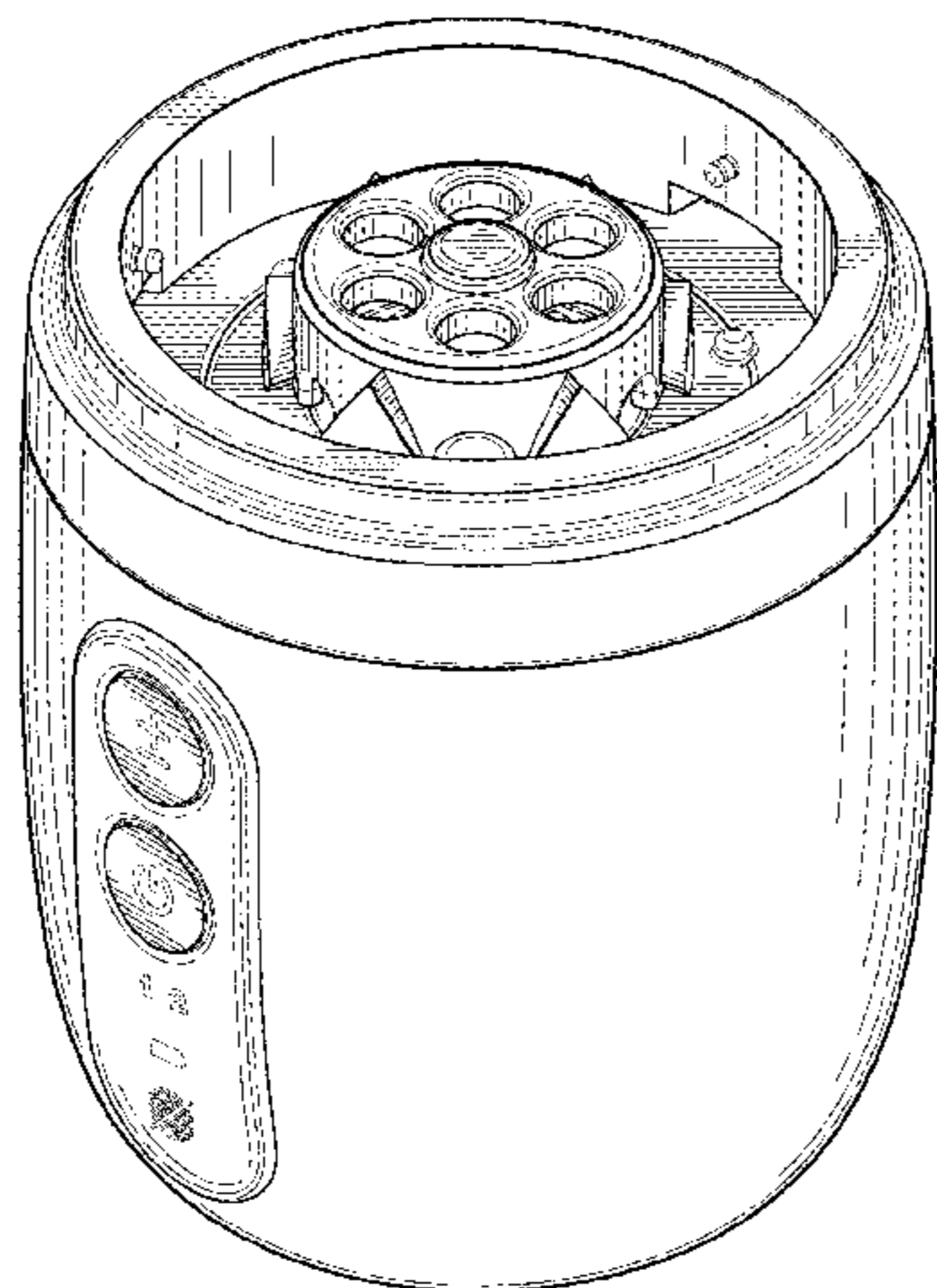
(58) **Field of Classification Search**
USPC D4/127, 128, 130, 132–135; D24/152, D24/176; 15/167.1–167.2; 32/308–311; D13/107, 108
CPC A45D 44/18; A46B 5/0095; A46B 15/0055; A46B 15/0071; A46B 15/0081; A46B 15/0087; A46B 17/04; A46B 2200/1066; A46D 1/10; A61C 15/048; A61C 17/34; A61C 17/222

See application file for complete search history.

FIG. 1 is a top front right perspective view of a powered brush handle in accordance with our new design; FIG. 2 is a front elevation view thereof; FIG. 3 is a rear elevation view thereof; FIG. 4 is a top plan view thereof; FIG. 5 is a bottom plan view thereof; FIG. 6 is a left side elevation view thereof; and, FIG. 7 is a right side elevation view thereof.

The broken lines immediately adjacent the shaded areas represent the bounds of the claimed design while all other broken lines are included for the purpose of illustrating portions of the powered brush handle; the broken lines form no part of the claimed design.

1 Claim, 6 Drawing Sheets



(56)

References Cited

U.S. PATENT DOCUMENTS

D445,032 S 7/2001 Hammer
D512,567 S 12/2005 Eckhardt
D524,730 S 7/2006 Vu
D532,935 S 11/2006 Kostow
D539,480 S 3/2007 Kostow
D541,049 S 4/2007 Huang
D549,964 S 9/2007 Roth
D679,502 S 4/2013 Itano
D681,957 S 5/2013 Cavazos Jimenez
D715,555 S 10/2014 Hosler
D715,558 S 10/2014 Brewer
D728,241 S 5/2015 Helmbold

D728,943 S * 5/2015 Carpentier D4/102
D733,967 S 7/2015 Schlatter
D734,949 S 7/2015 Behnam
D735,133 S 7/2015 Reishus
D739,145 S 9/2015 von Berg
2005/0278876 A1 12/2005 Roth

OTHER PUBLICATIONS

“Skin Optimizing Platforms™,” Elizabeth Arden, Inc., marketing materials, 72nd Annual Meeting of the American Academy of Dermatology, Denver, CO, Mar. 21-25, 2014, 2 pages.

* cited by examiner

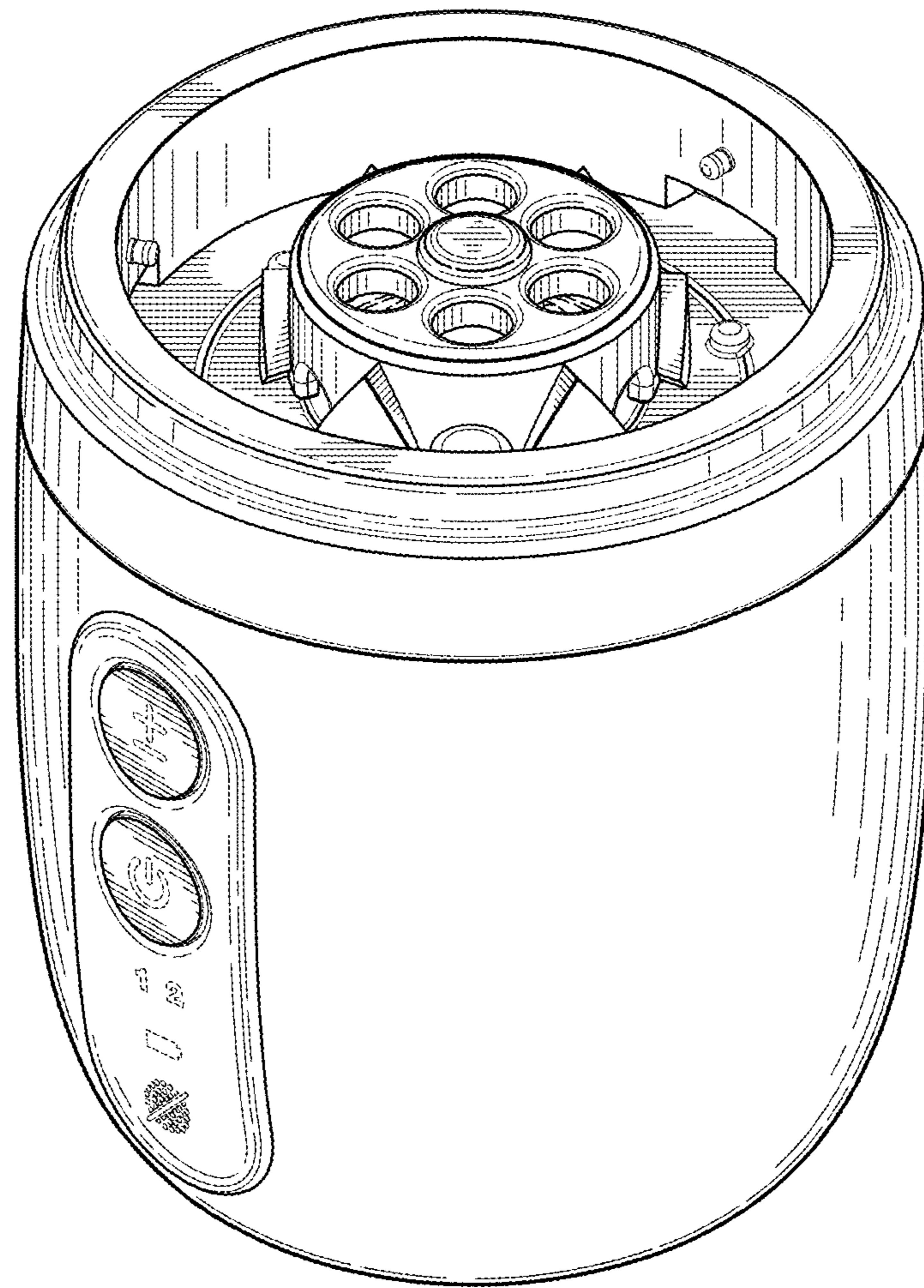


Fig. 1.

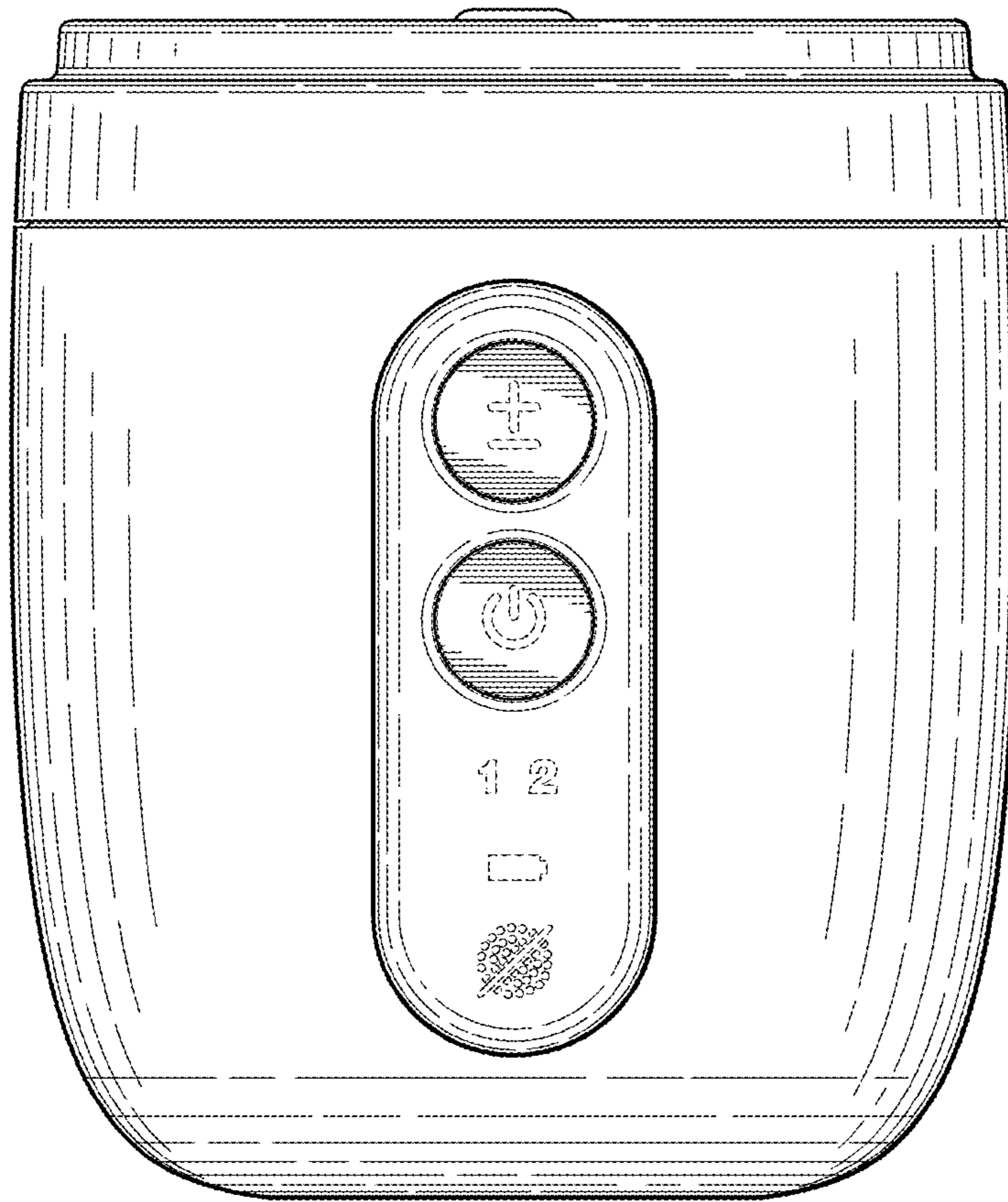


Fig. 2.

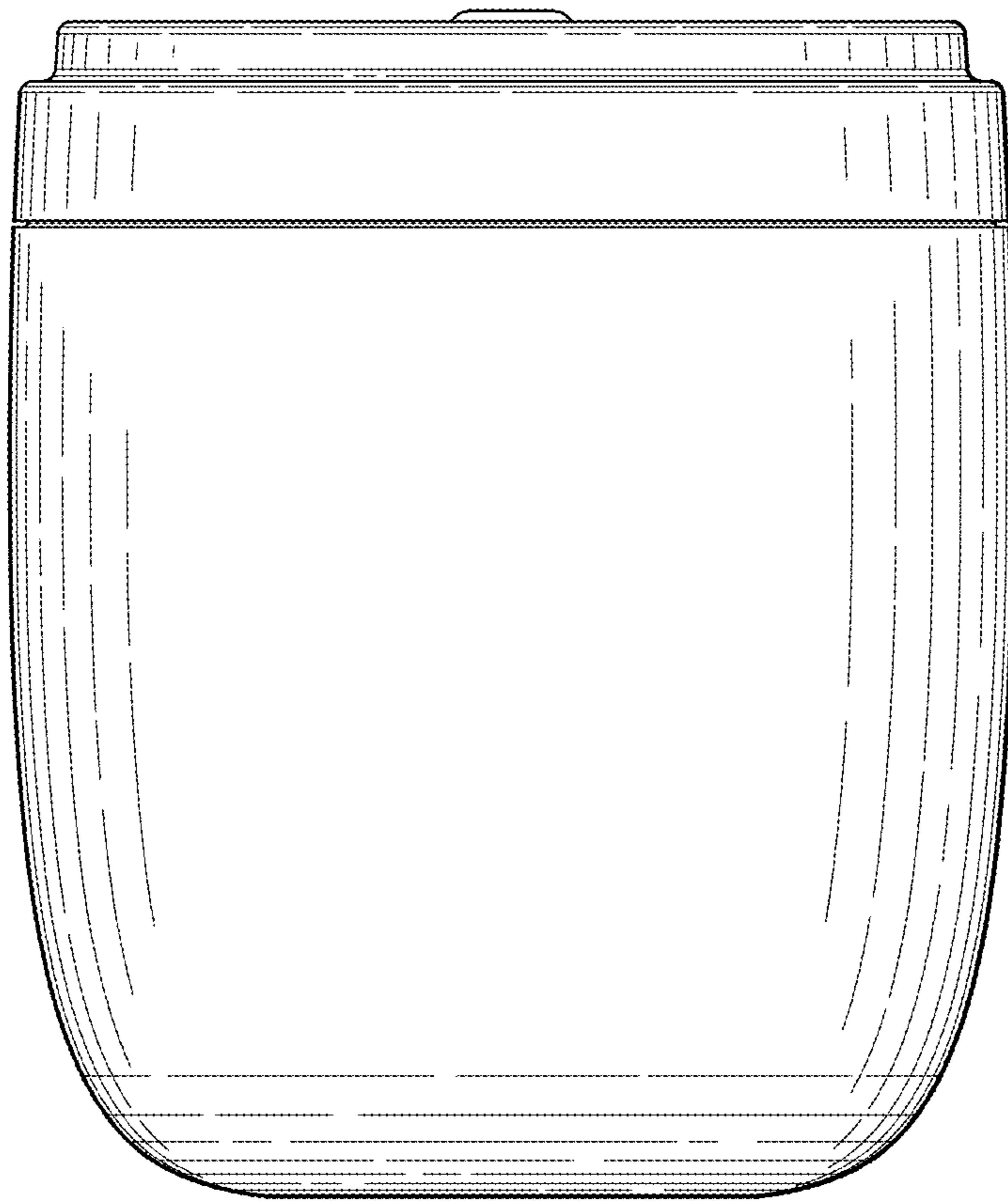


Fig. 3.

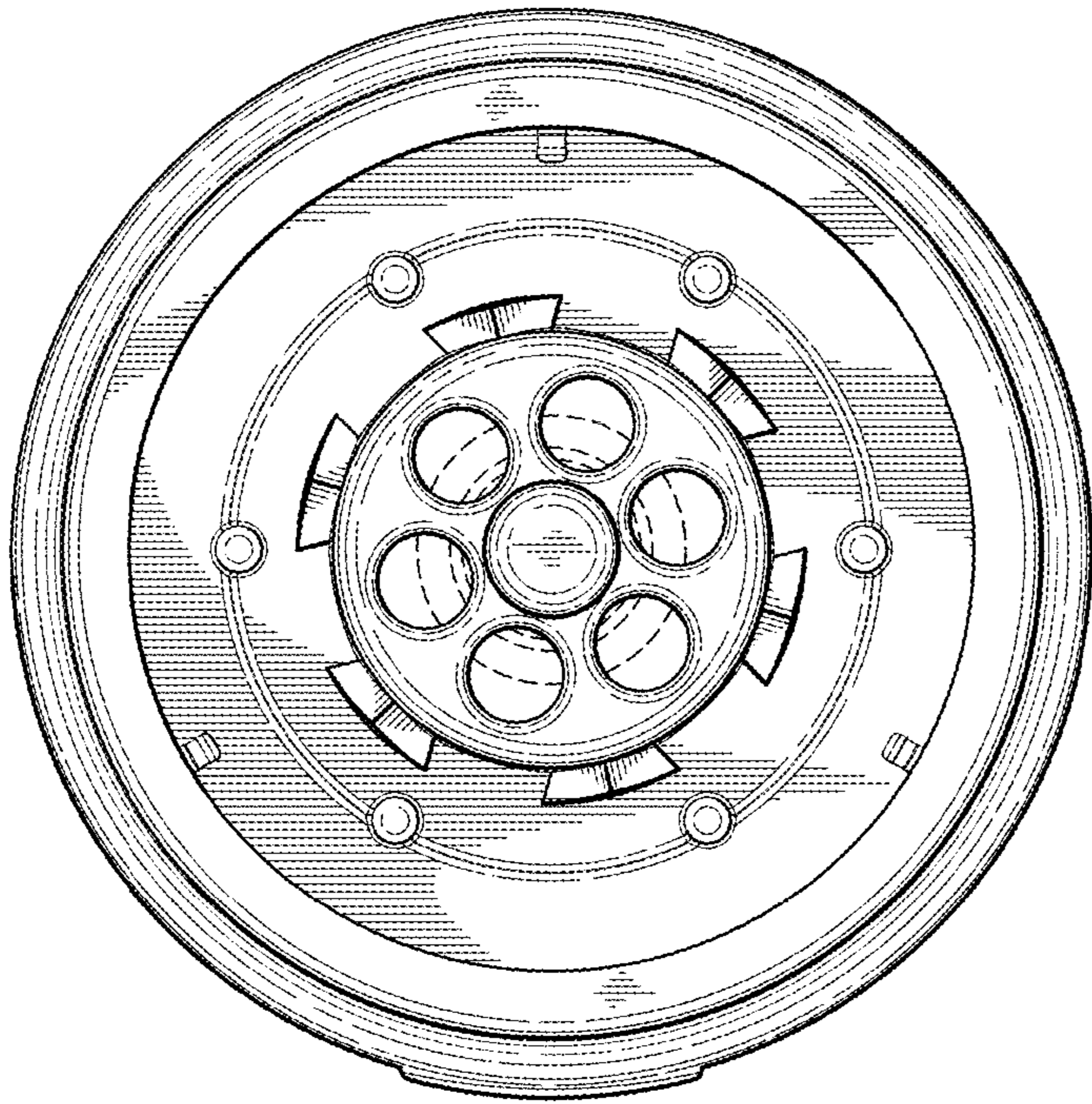


Fig. 4.

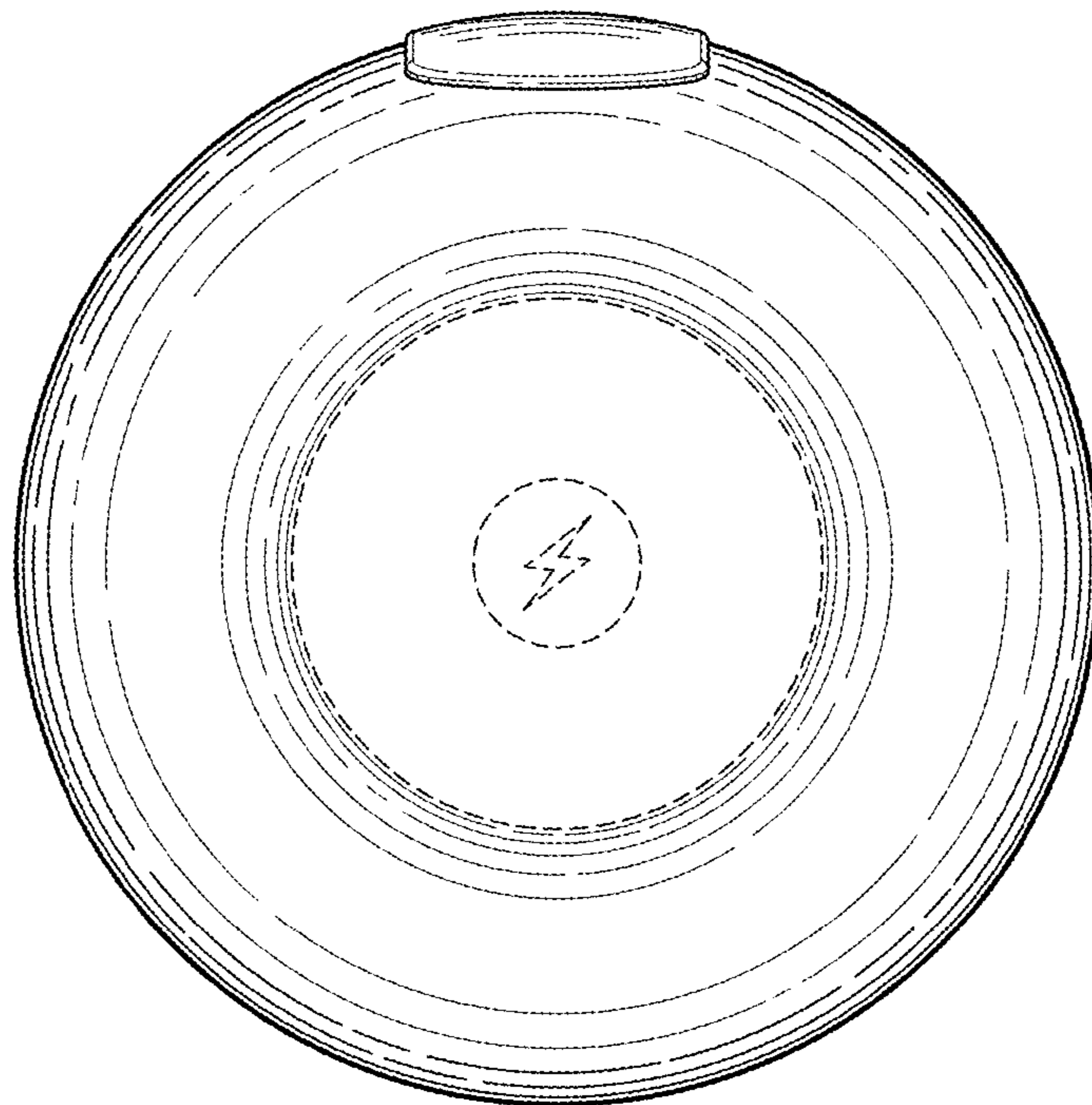


Fig. 5.




Fig. 6.




Fig. 7.