



US00D768385S

(12) **United States Design Patent** (10) **Patent No.:** **US D768,385 S**
Reinhart (45) **Date of Patent:** **** Oct. 11, 2016**

(54) **TOTE HANDLE** D361,511 S * 8/1995 Dickinson D7/605
5,564,805 A 10/1996 Dickinson
(71) Applicant: **Centrex Plastics, LLC**, Findlay, OH D376,259 S 12/1996 Dickinson et al.
(US) D394,157 S * 5/1998 Dickinson D3/318
D427,769 S * 7/2000 Zimmerman D3/273
(72) Inventor: **Nickolas Reinhart**, Findlay, OH (US) D464,485 S * 10/2002 Sward D3/273
D480,872 S 10/2003 Welsh et al.
D567,507 S 4/2008 Zimmerman
(73) Assignee: **CENTREX PLASTICS, LLC**, Findlay, OH (US) D574,150 S 8/2008 Ross
D578,758 S 10/2008 Stevens et al.
(**) Term: **15 Years** (Continued)

(21) Appl. No.: **29/543,364**
(22) Filed: **Oct. 23, 2015**

Related U.S. Application Data

(63) Continuation of application No. 29/496,475, filed on Jul. 14, 2014, now Pat. No. Des. 744,239.
(51) **LOC (10) Cl.** **03-01**
(52) **U.S. Cl.**
USPC **D3/318; D3/323**
(58) **Field of Classification Search**
USPC D3/905, 276-284, 291, 294, 295, 298, D3/901, 302, 272, 273, 274, 903, 304, D3/307-309, 315, 314, 310, 312, 318, 321, D3/323; 206/372-379, 508; 220/523-528, 220/826, 844
CPC B62B 2206/006; B65D 1/22; B65D 2543/00194; B65D 21/0209; B65D 2543/00296; B65D 21/02
See application file for complete search history.

(56) **References Cited**

U.S. PATENT DOCUMENTS

D237,135 S 10/1975 Wiant
3,987,829 A 10/1976 Leone
5,042,674 A 8/1991 Ramsay et al.
D326,345 S * 5/1992 Mandell D3/312
D333,094 S 2/1993 Zutler

OTHER PUBLICATIONS

Target, "Sterilite Ultra 72OT/18 Gal Storage Bin", Accessed May 23, 2016. Reviewed 1853 Days Prior to citation. (<http://www.target.com/p/sterilite-ultra-72-qt-18-gal-storage-bin/-/A-15398167>).*

Primary Examiner — Jennifer Rivard
Assistant Examiner — April Rivas
(74) *Attorney, Agent, or Firm* — Fraser Clemens Martin & Miller LLC; Jacob M. Ward

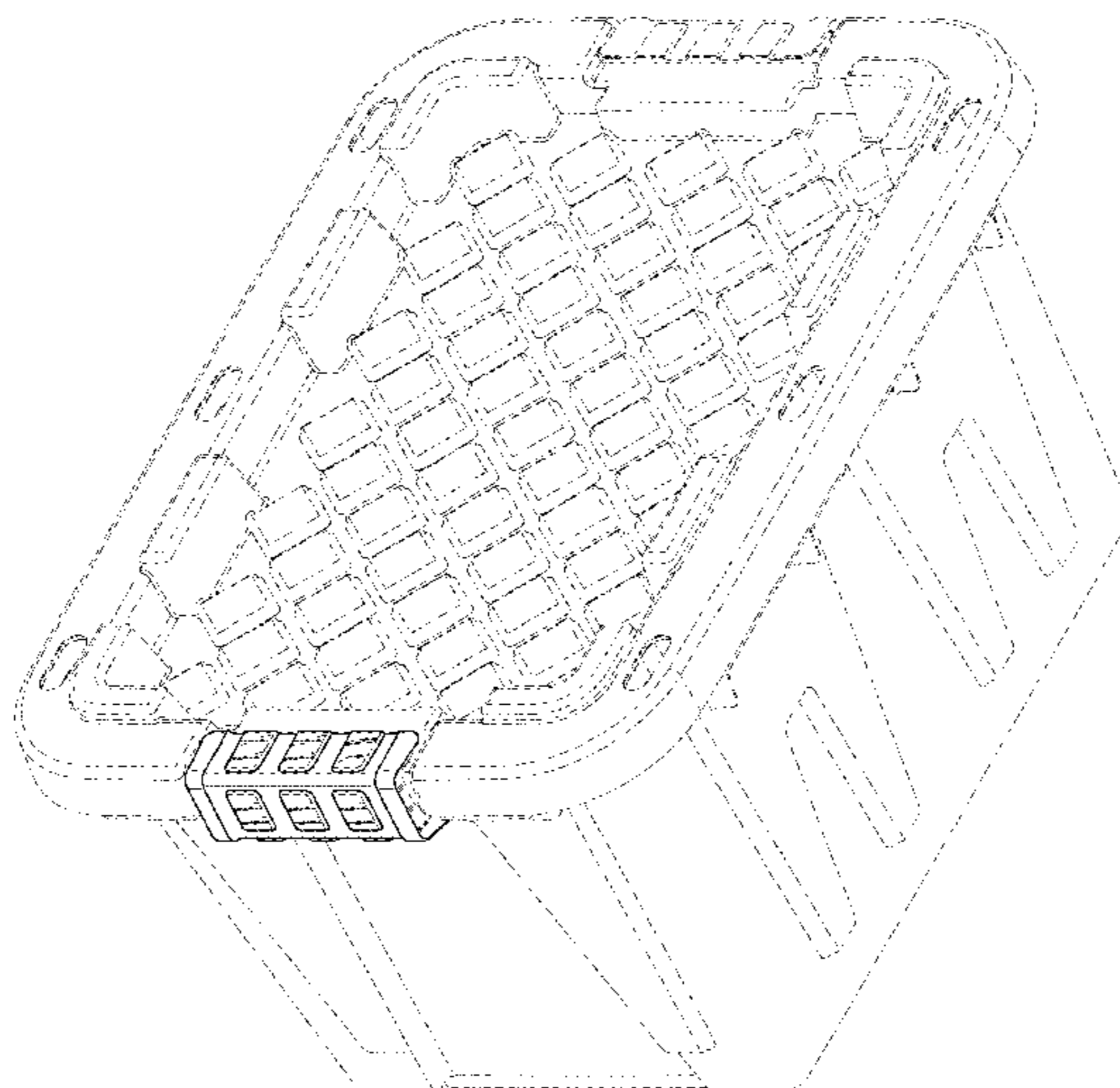
(57) **CLAIM**

The ornamental design for a tote handle, as shown and described.

DESCRIPTION

FIG. 1 is a front perspective view of a tote handle; FIG. 2 is a top plan view thereof; FIG. 3 is a bottom plan view thereof; FIG. 4 is a front elevational view thereof; and, FIG. 5 is a left side elevational view thereof. The rear elevational view is a mirror image of the FIG. 4 front elevational view. The right side view is a mirror image of the FIG. 5 left side view. The ornamental design which is claimed is shown in solid lines in the drawings. The broken lines in the figures depict environmental subject matter only and forms no part of the claimed design.

1 Claim, 3 Drawing Sheets



(56)

References Cited

U.S. PATENT DOCUMENTS

D580,170 S 11/2008 Klotzman et al.
D597,383 S 8/2009 Masterton et al.
D606,306 S 12/2009 Monte
D648,535 S 11/2011 Reinhart et al.
D648,538 S 11/2011 Reinhart et al.

D701,044 S 3/2014 Kishimoto
D737,574 S * 9/2015 Reinhart D3/318
D744,239 S * 12/2015 Reinhart D3/302
D744,240 S * 12/2015 Reinhart D3/302
2006/0254946 A1 11/2006 Becklin
2010/0108556 A1 5/2010 Claffy
2011/0147385 A1 6/2011 Forrest
2012/0125937 A1 5/2012 Ahlstrom et al.

* cited by examiner

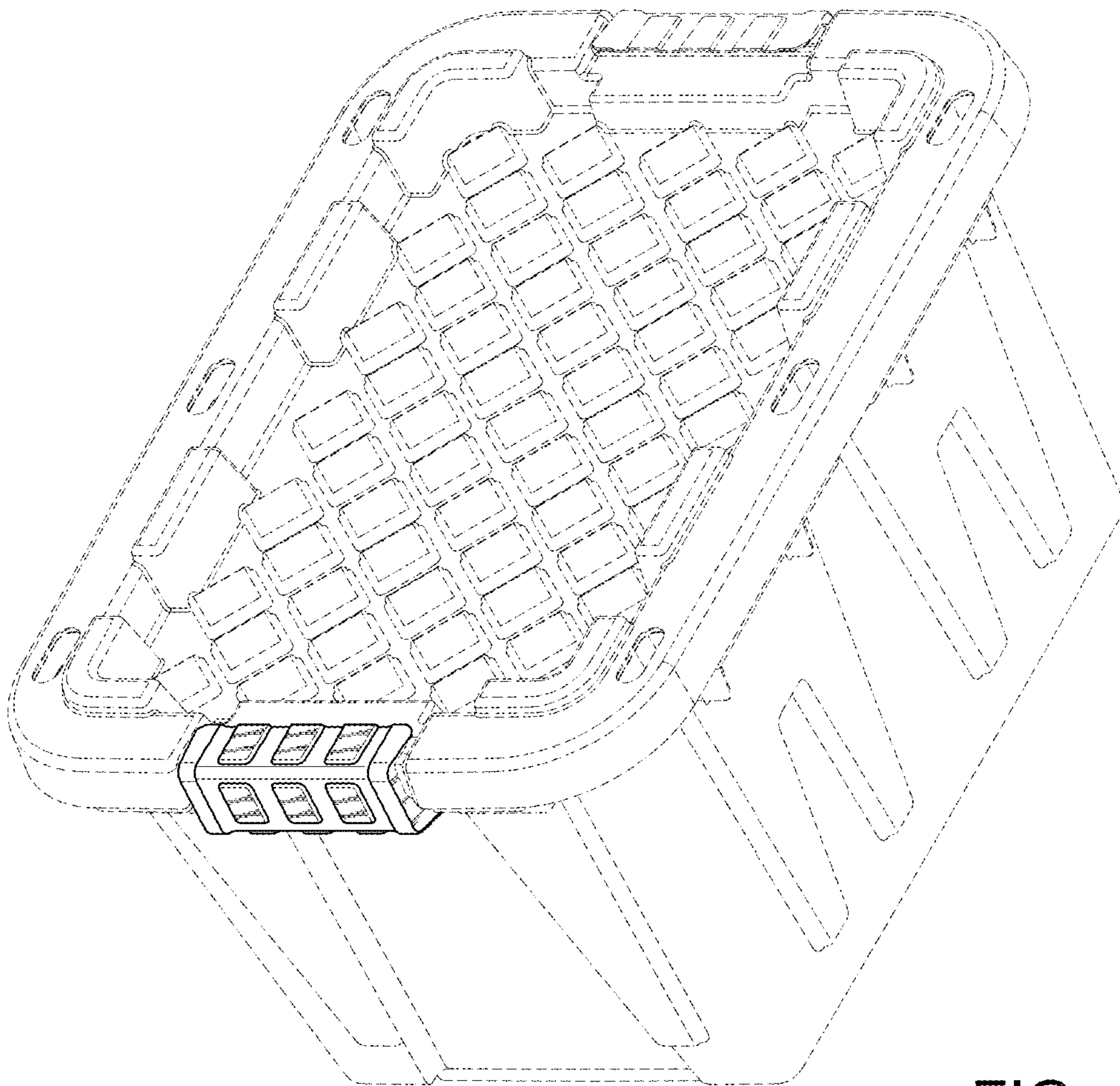


FIG. 1

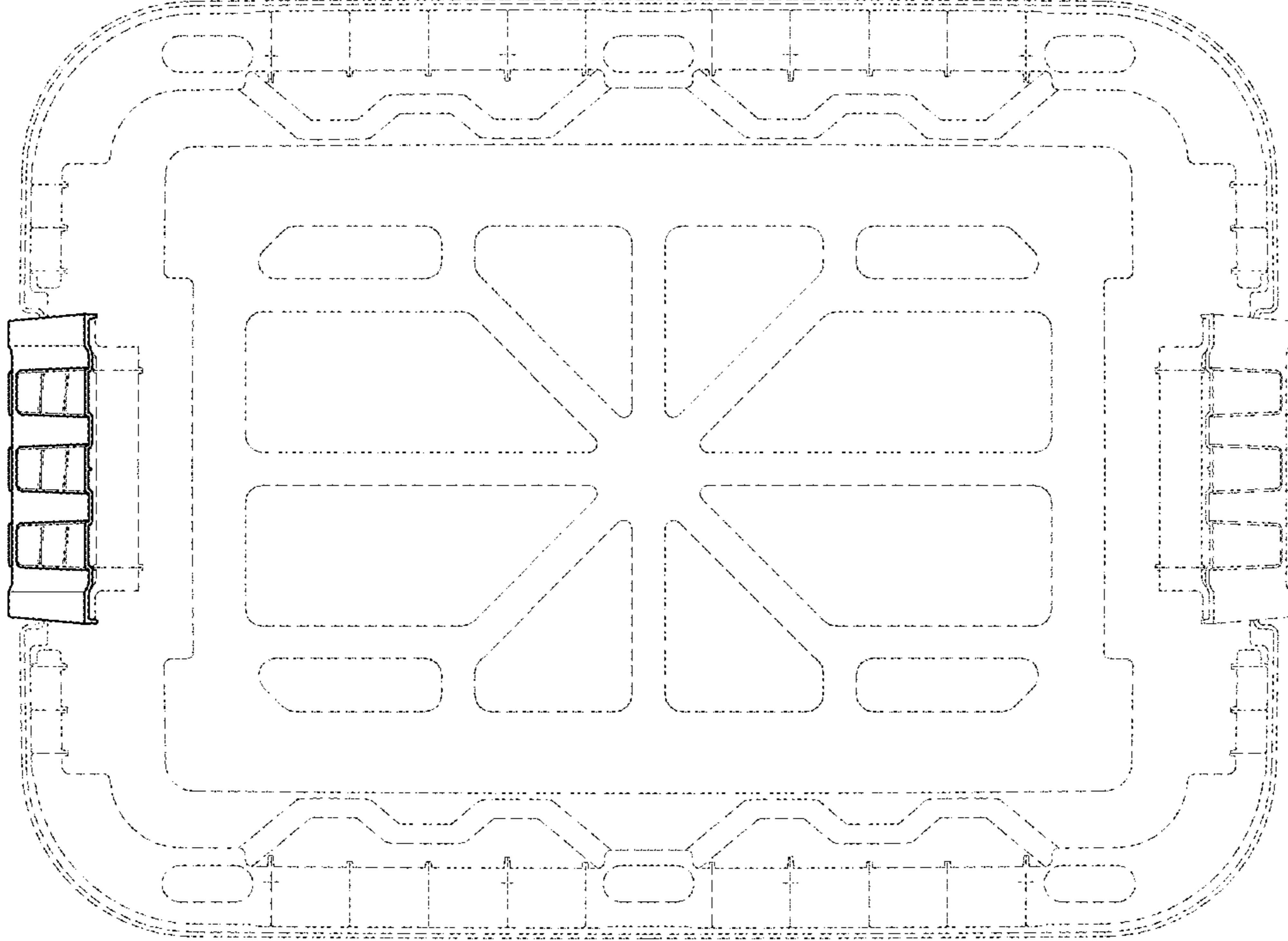


FIG. 3

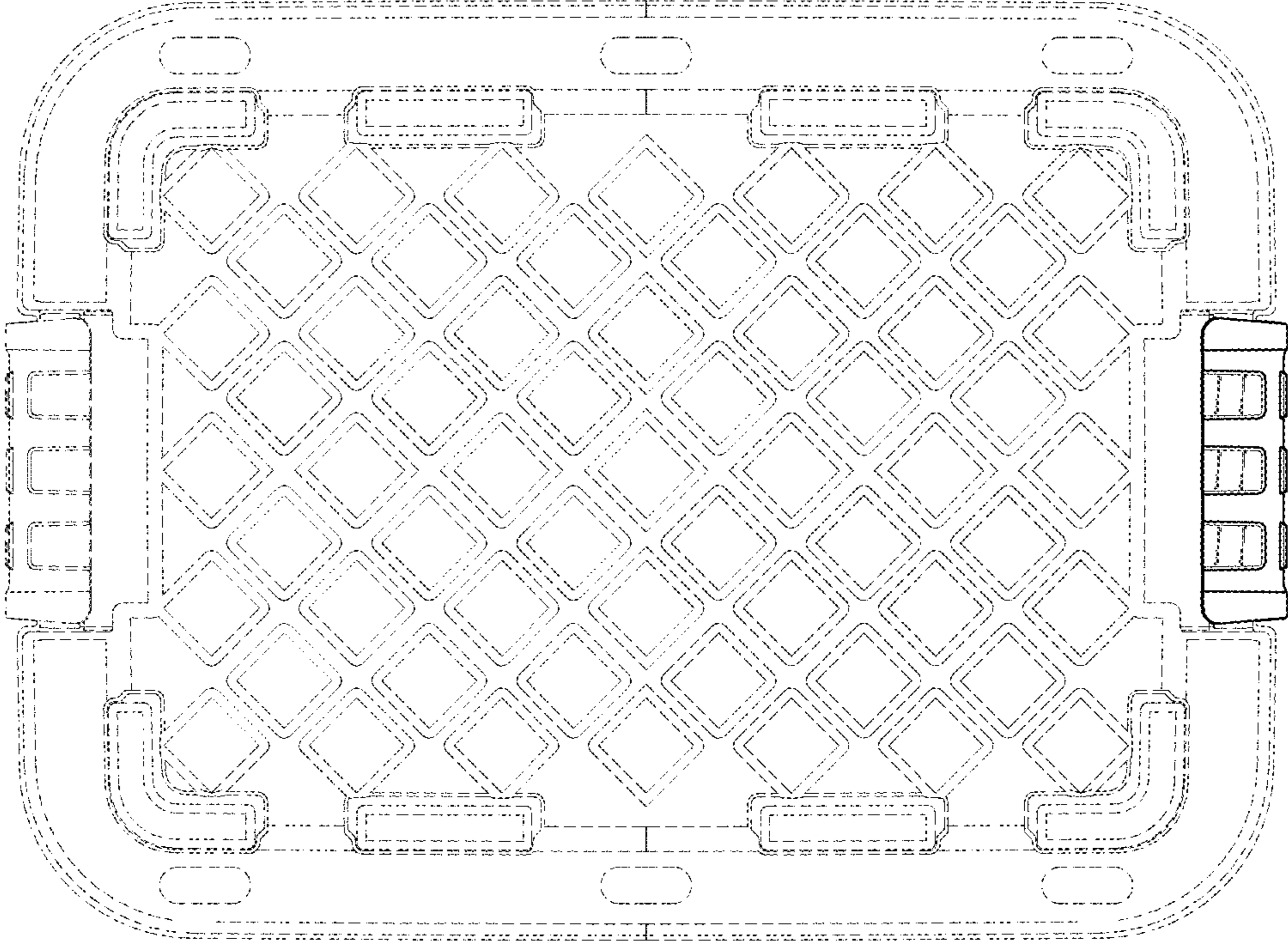


FIG. 2

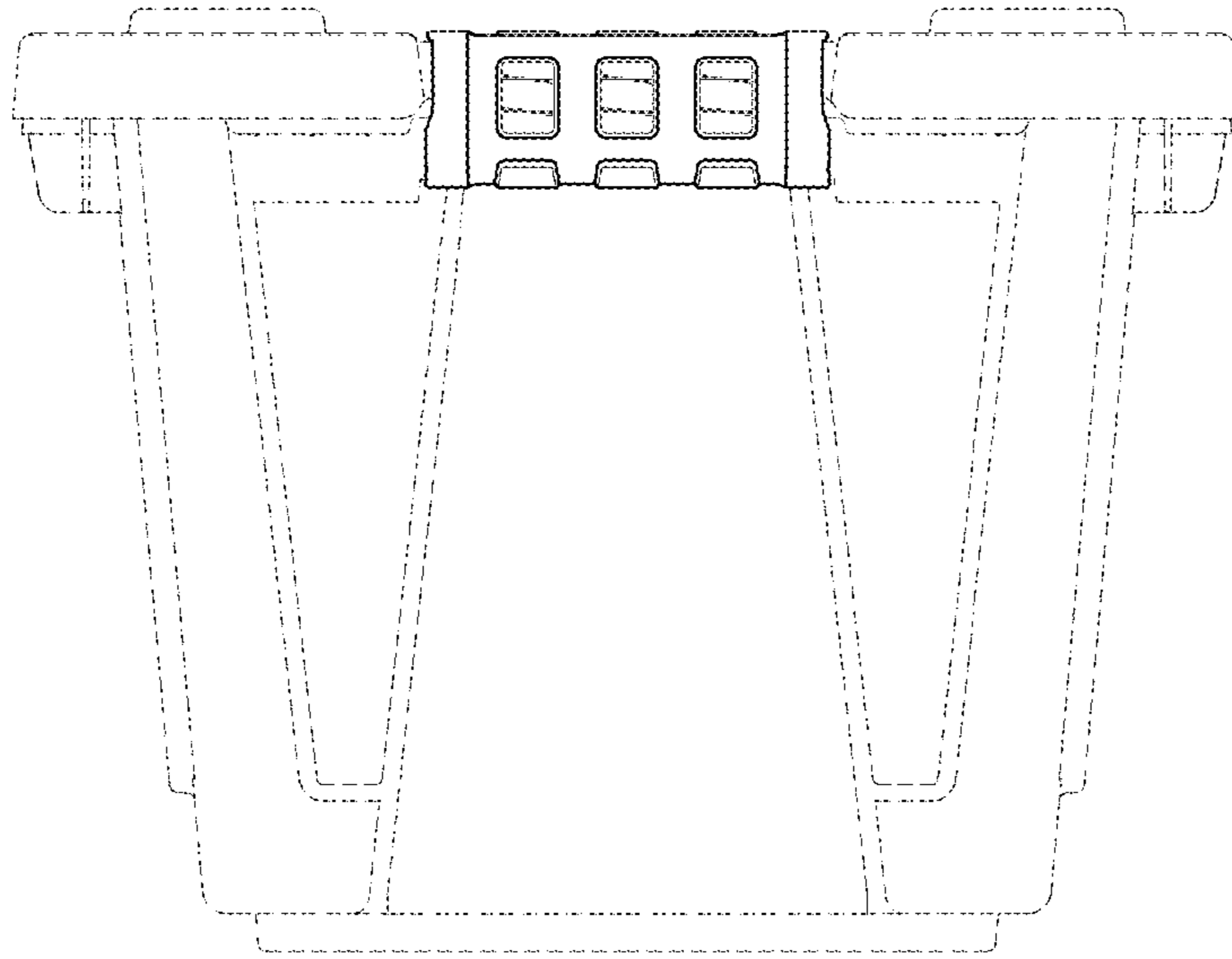


FIG. 4

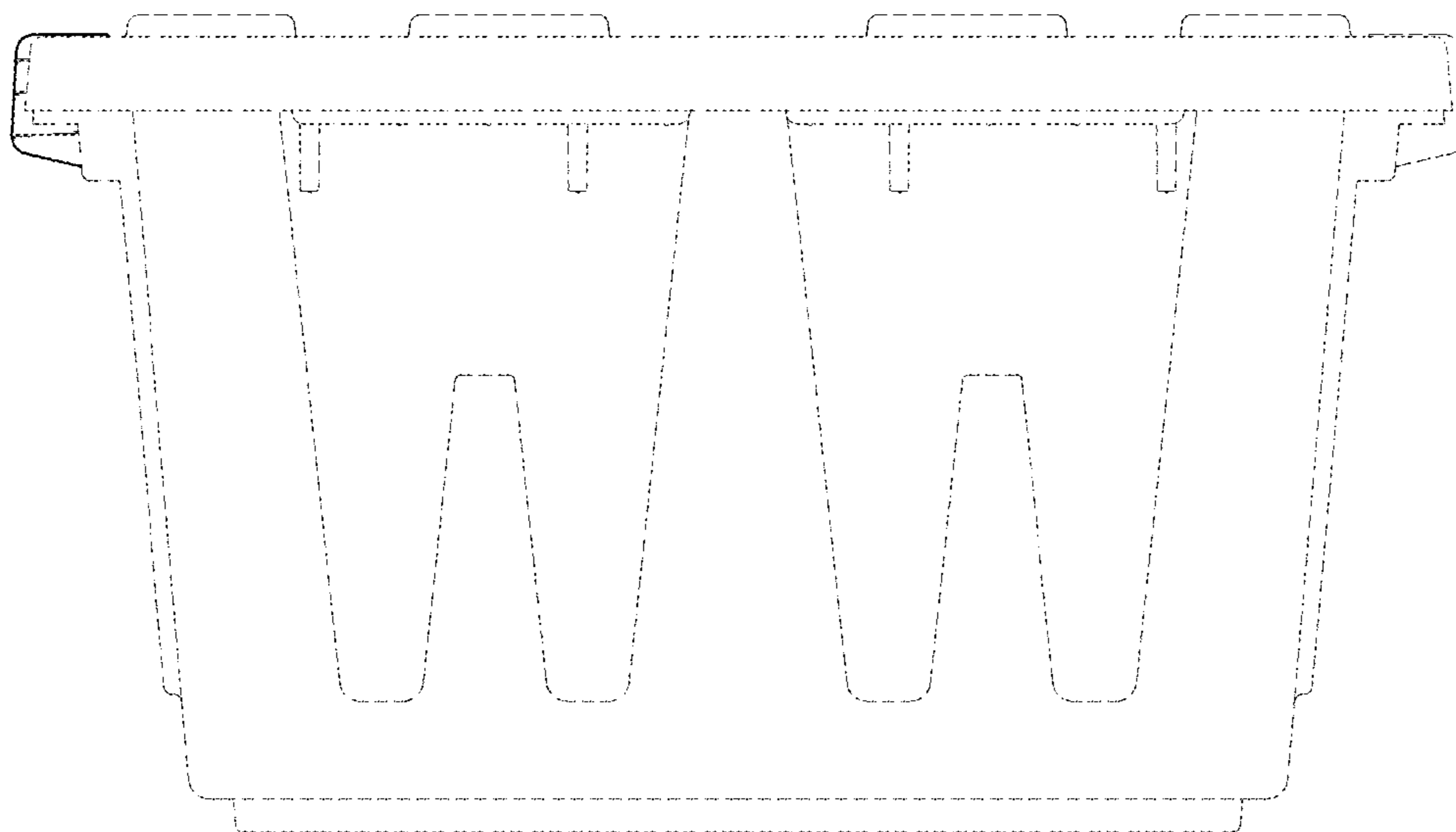


FIG. 5