

US00D768372S

(12) **United States Design Patent**
Bernardoni

(10) **Patent No.:** **US D768,372 S**
(45) **Date of Patent:** **** Oct. 11, 2016**

(54) **SHOE**
(71) Applicant: **MARNI GROUP S.r.l.**, Milan (IT)
(72) Inventor: **Consuelo Castiglioni Bernardoni**,
Milan (IT)
(73) Assignee: **MARNI GROUP S.r.l.**, Milan (IT)
(**) Term: **14 Years**
(21) Appl. No.: **29/517,417**
(22) Filed: **Feb. 12, 2015**

D173,030 S * 9/1954 Hoza D2/902
D173,699 S * 12/1954 Hosker D2/907
D173,700 S * 12/1954 Hosker D2/907
D200,846 S * 4/1965 Bovay D2/908
4,571,856 A * 2/1986 Lin A43B 5/00
36/114
D296,722 S * 7/1988 Brown D2/970
D520,725 S * 5/2006 Duclos D2/972
D535,465 S * 1/2007 Edwards D2/969
D555,332 S * 11/2007 Liles D2/902
D555,333 S * 11/2007 Riebesell D2/902
D619,797 S * 7/2010 Liles D2/972
D661,079 S * 6/2012 Yang D2/969
D665,562 S * 8/2012 Di Nucci D2/902

* cited by examiner

(30) **Foreign Application Priority Data**

Dec. 16, 2014 (EM) 002598813-0001

(51) **LOC (10) Cl.** **02-99**

(52) **U.S. Cl.**
USPC **D2/972**

(58) **Field of Classification Search**
USPC D2/896, 902, 907, 943, 944, 946, 969,
D2/972, 977
CPC A43B 5/00; A43B 5/001; A43B 5/002;
A43B 5/003; A43B 5/007; A43B 5/008;
A43B 5/02; A43B 5/025; A43B 5/06; A43B
5/10; A43B 5/12; A43B 5/14; A43B 23/00;
A43B 23/02; A43B 23/0205; A43B 23/0245;
A43B 23/025; A43B 23/0255
See application file for complete search history.

(56) **References Cited**

U.S. PATENT DOCUMENTS

D157,034 S * 1/1950 Eldon D2/902
2,591,211 A * 4/1952 Spencer A43B 3/26
36/170

Primary Examiner — Elizabeth J Oswecki

(74) *Attorney, Agent, or Firm* — Thomas | Horstemeyer,
LLP


(57) **CLAIM**

The ornamental design for a shoe, as shown and described.

DESCRIPTION

FIG. 1 is a perspective view of a shoe showing my new design;
FIG. 2 is a front elevational view thereof;
FIG. 3 is a side elevational view thereof;
FIG. 4 is an opposite side elevational view thereof; and,
FIG. 5 is a top plan view thereof.
The broken line showing of portions of the shoe in the figures is included for the purpose of illustrating environmental structure and forms no part of the claimed design.

1 Claim, 5 Drawing Sheets



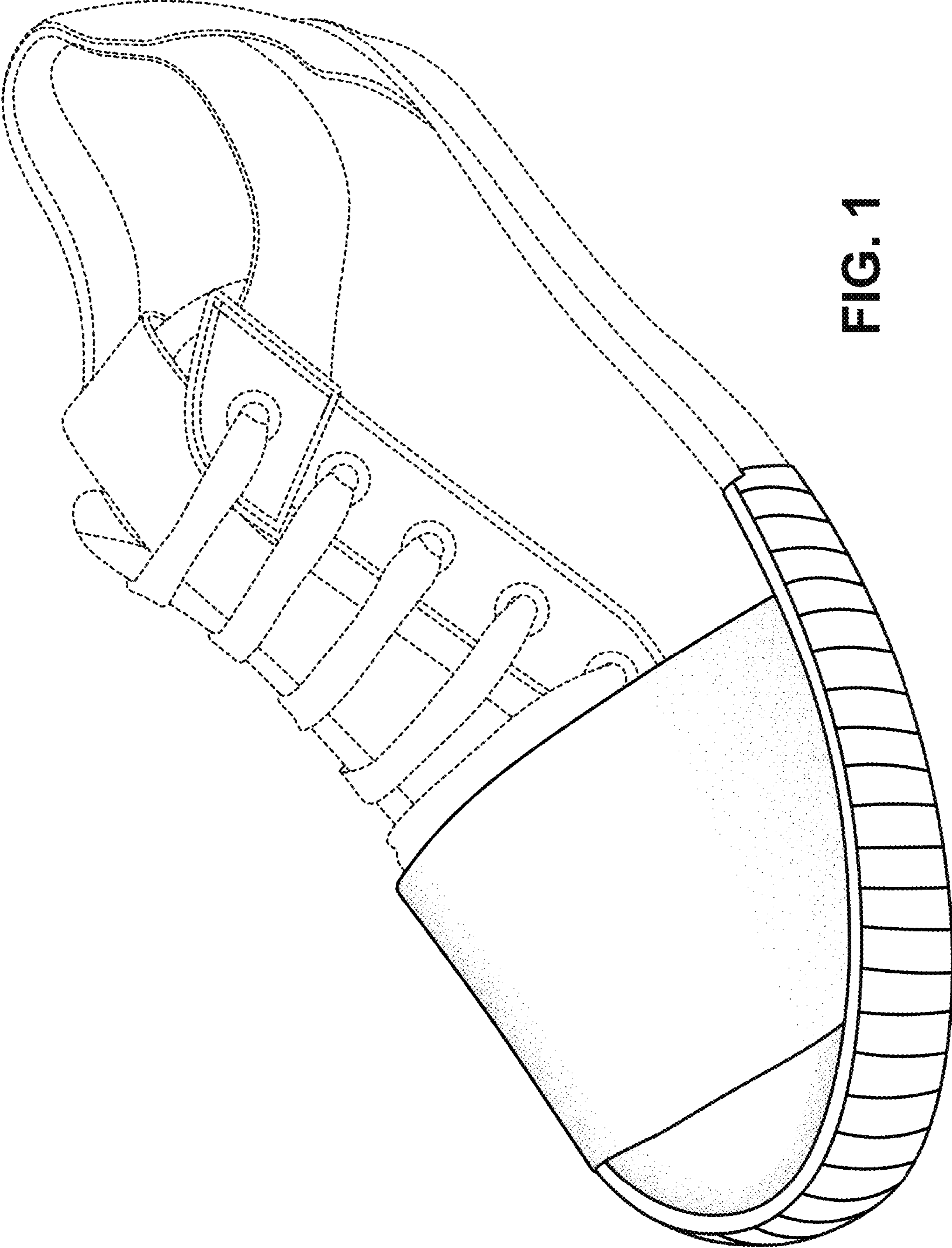


FIG. 1

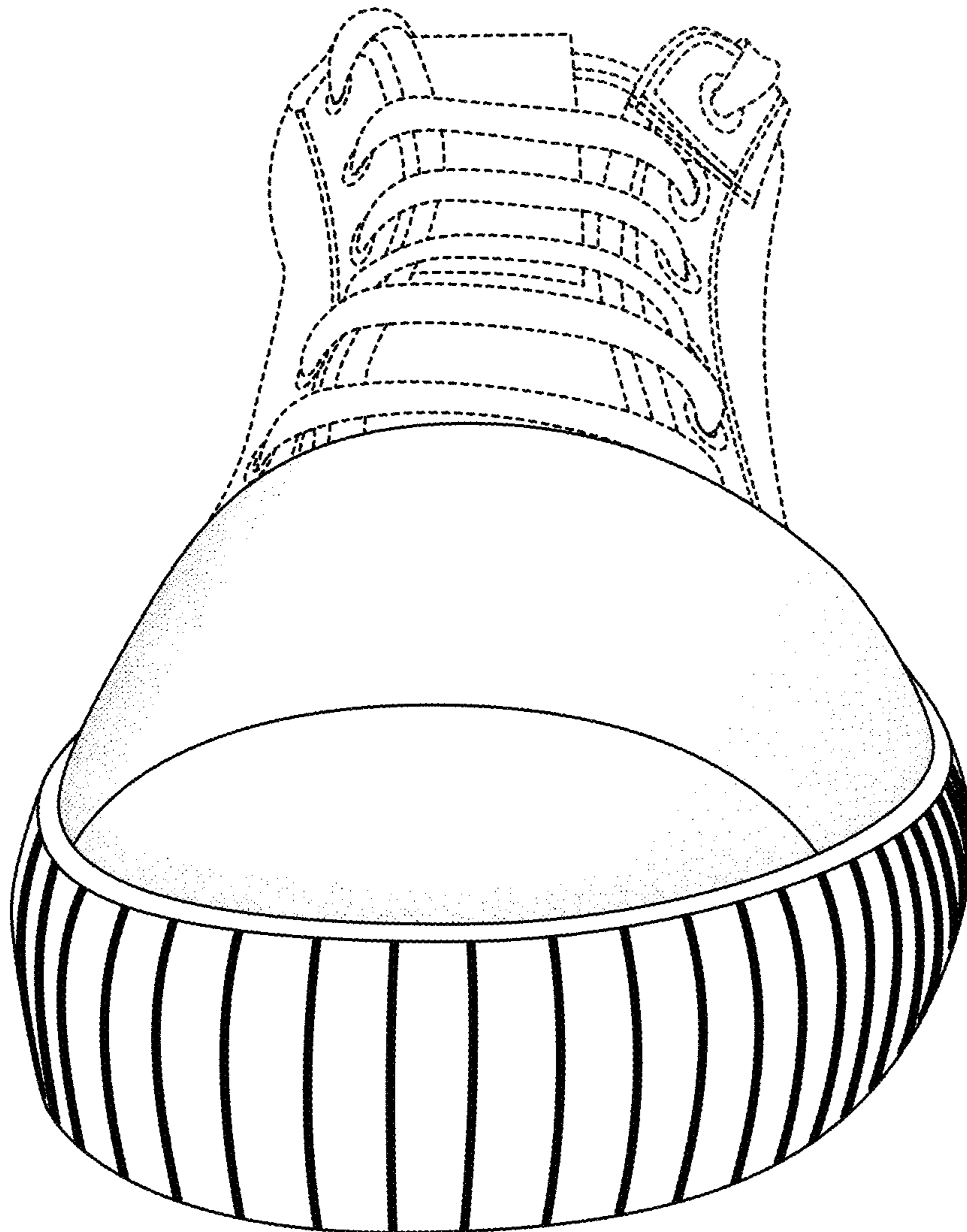


FIG. 2

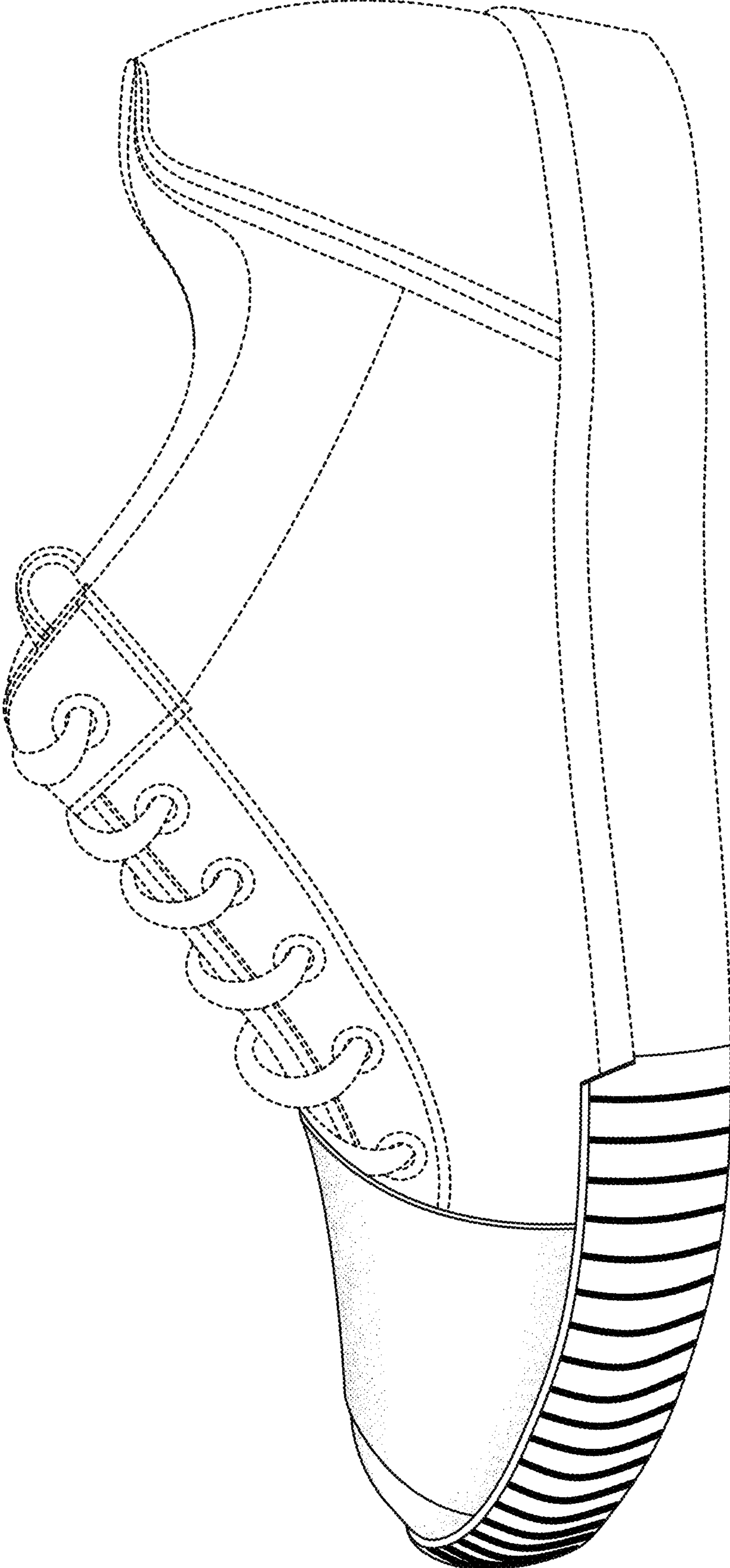


FIG. 3

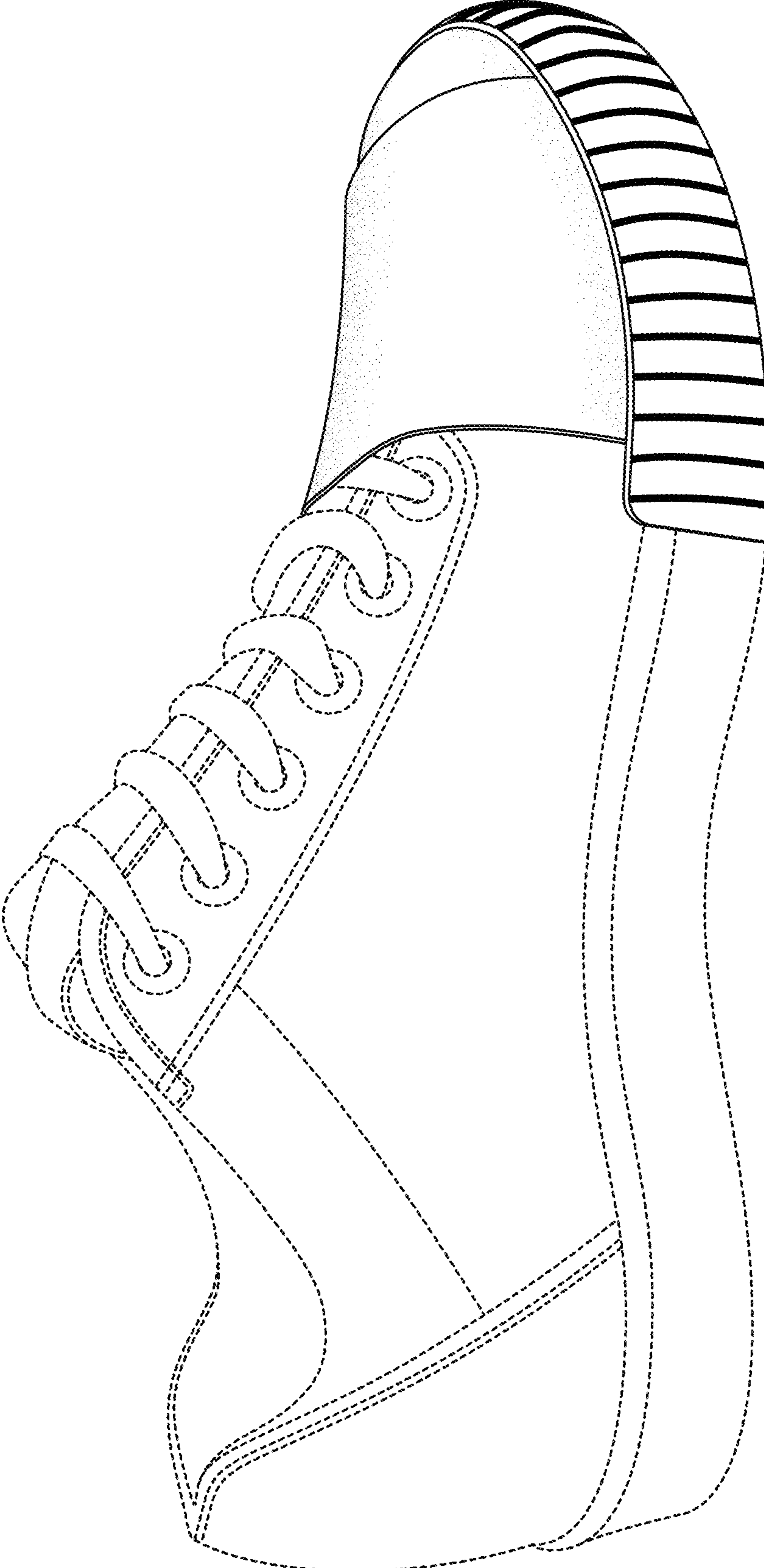


FIG. 4

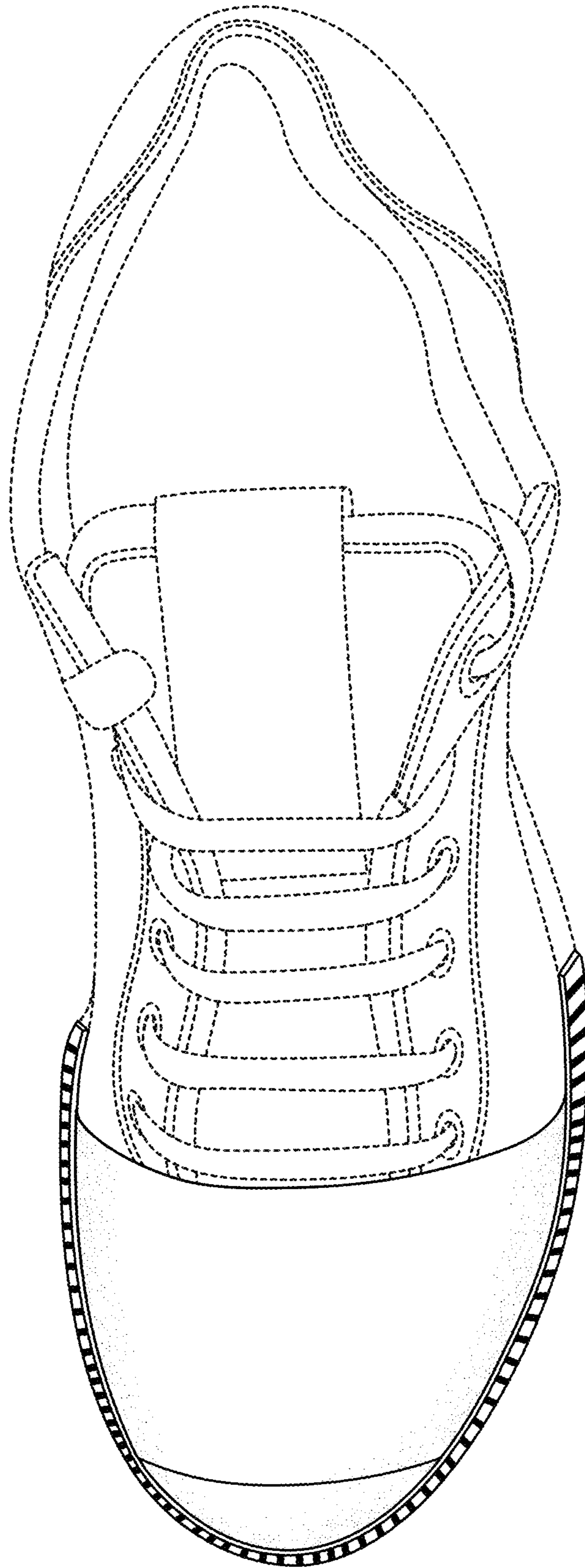


FIG. 5