



US00D768357S

(12) **United States Design Patent** (10) **Patent No.:** **US D768,357 S**
White et al. (45) **Date of Patent:** **** Oct. 11, 2016**

- (54) **ATHLETIC COMPRESSION SHORTS**
- (71) Applicants: **Terrence Sumner White**, Summit, NJ (US); **Alexander Earle White**, Summit, NJ (US)
- (72) Inventors: **Terrence Sumner White**, Summit, NJ (US); **Alexander Earle White**, Summit, NJ (US)
- (**) Term: **14 Years**
- (21) Appl. No.: **29/501,972**
- (22) Filed: **Sep. 10, 2014**
- (51) **LOC (10) Cl.** **02-01**
- (52) **U.S. Cl.**
USPC **D2/731**
- (58) **Field of Classification Search**
USPC D2/711-717, 731-738, 742, 748, 857, D2/728, 860-864
CPC A41D 1/08; A41D 1/06; A41B 11/00; A63B 71/12; A63B 71/1216
See application file for complete search history.

6,088,832 A	7/2000	Newman	
6,138,282 A	10/2000	Follese	
6,671,887 B1	1/2004	Eligan et al.	
D518,277 S *	4/2006	Collier	D2/738
D525,765 S *	8/2006	Arensdorf	D2/712
D546,029 S *	7/2007	Rindle	D2/738
D553,826 S	10/2007	Austin	
D559,501 S	1/2008	Austin	
D620,682 S	8/2010	Washington	
D622,940 S	9/2010	Shen et al.	
D646,047 S *	10/2011	Arensdorf	D2/712
8,272,073 B2 *	9/2012	Arensdorf	A41D 1/08 2/228
D668,840 S	10/2012	McCray	
D699,918 S *	2/2014	Schulz	D2/712
D702,018 S	4/2014	Ferraro	
2002/0100108 A1	8/2002	Stuart	
2011/0078839 A1	4/2011	Leonard	
2012/0117714 A1	5/2012	Peck et al.	
2013/0019371 A1	1/2013	Abeysekera et al.	

* cited by examiner

Primary Examiner — Ian Simmons
Assistant Examiner — Rashida C Walshon
(74) *Attorney, Agent, or Firm* — Dunlap Bennett & Ludwig PLLC

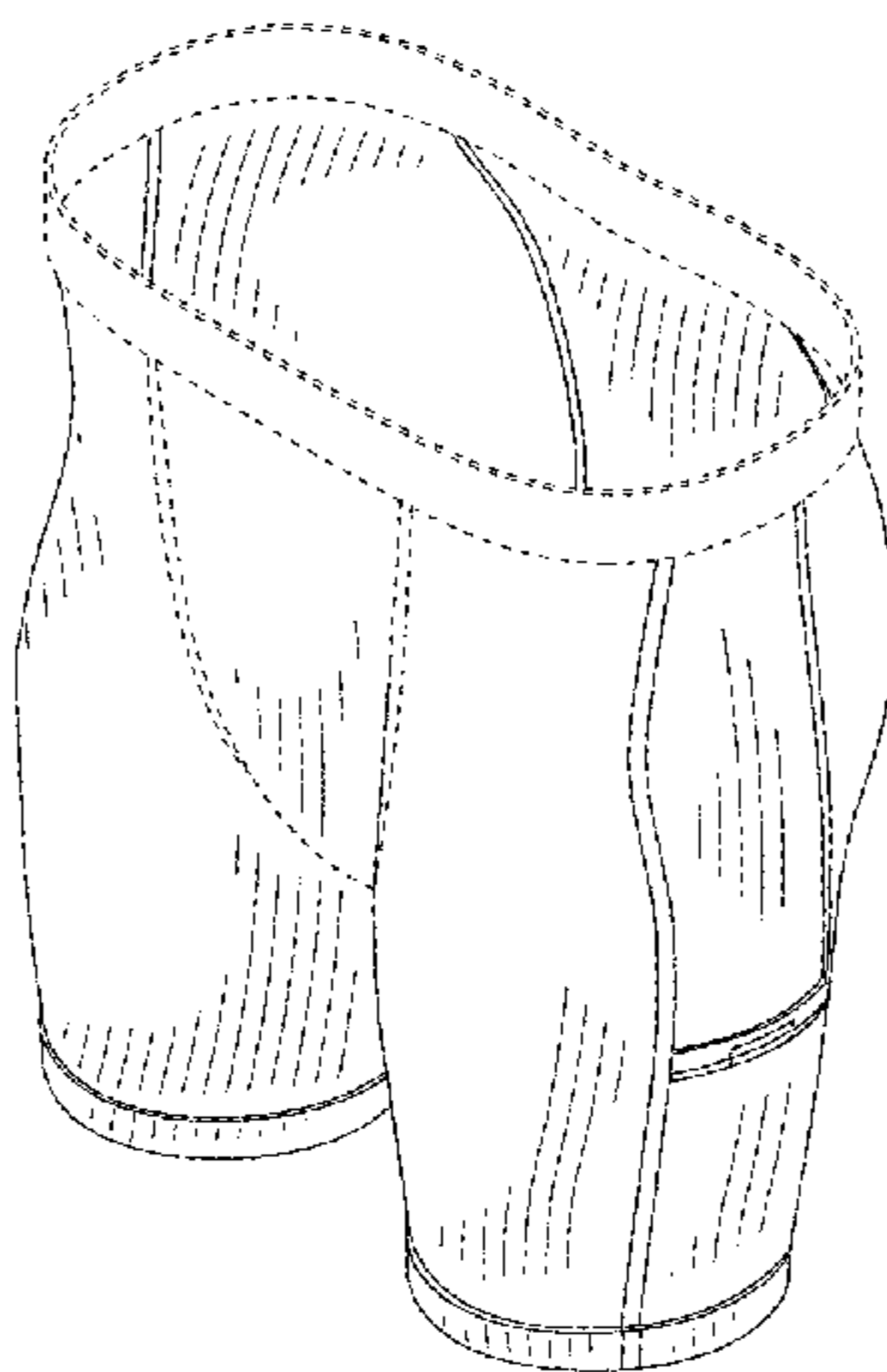
(57) **CLAIM**
The ornamental design for athletic compression shorts, as shown and described.

DESCRIPTION

FIG. 1 is a perspective front view of an athletic compression shorts;
FIG. 2 is a front elevation view of the athletic compression shorts;
FIG. 3 is a rear elevation view of the athletic compression shorts;
FIG. 4 is a left side elevation view of the athletic compression shorts;
FIG. 5 is a right side view of the athletic compression shorts;
FIG. 6 is a top elevation view of the athletic compression shorts; and,
FIG. 7 is a bottom elevation view of the athletic compression shorts.
The broken lines illustrating portions of the athletic compression shorts form no part of the claimed design.

1 Claim, 3 Drawing Sheets

- (56) **References Cited**
U.S. PATENT DOCUMENTS
- D116,817 S 2/1939 Dietz
- D205,287 S * 7/1966 Krieger D2/704
- 4,261,060 A * 4/1981 Zawacki A41D 1/084
2/227
- 4,805,243 A * 2/1989 Gibbens A41D 1/084
2/228
- 4,961,233 A * 10/1990 Black A41D 1/084
2/228
- 5,093,935 A 3/1992 Countee, Jr.
- 5,131,100 A * 7/1992 Atwater A41B 9/02
2/400
- 5,182,815 A 2/1993 Young
- D360,516 S * 7/1995 Persinger D2/712
- D362,950 S 10/1995 Molino
- D382,386 S 8/1997 Malone
- D384,487 S 10/1997 Ingels
- D386,585 S 11/1997 Blaeske, Jr.
- D387,538 S 12/1997 Taylor et al.
- 6,074,274 A * 6/2000 Pyatt A41C 1/003
2/228



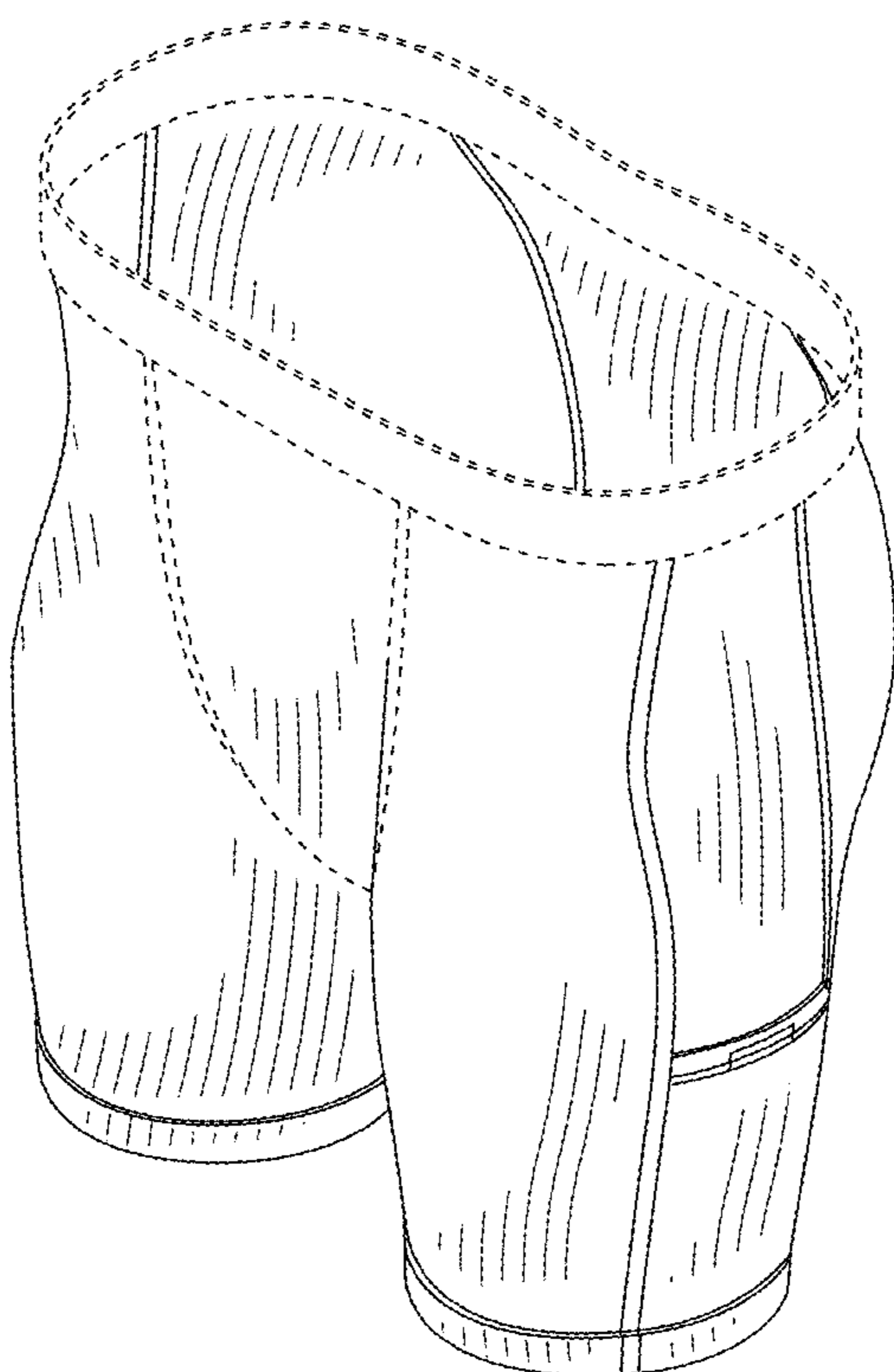


FIG. 1

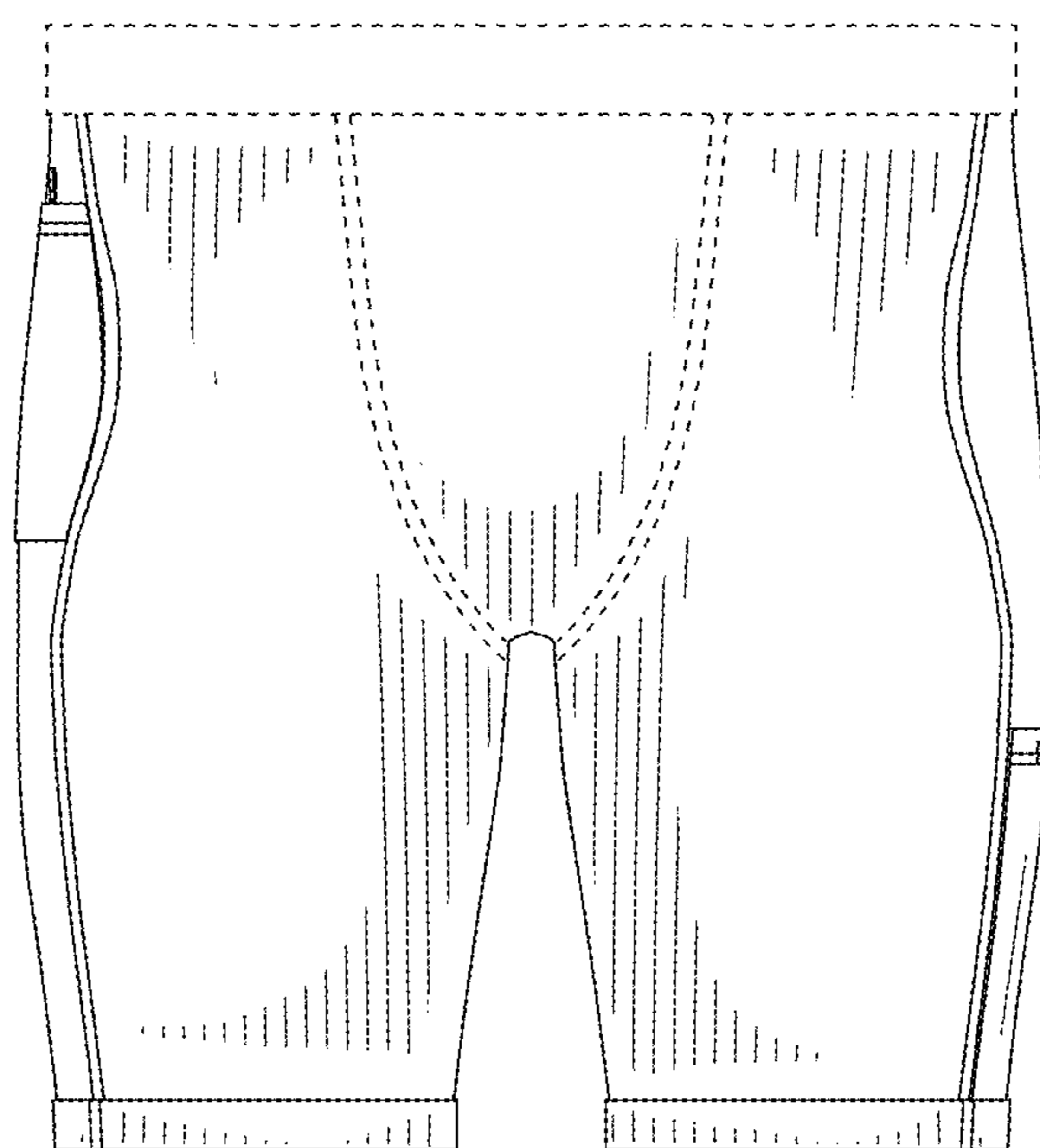


FIG. 2

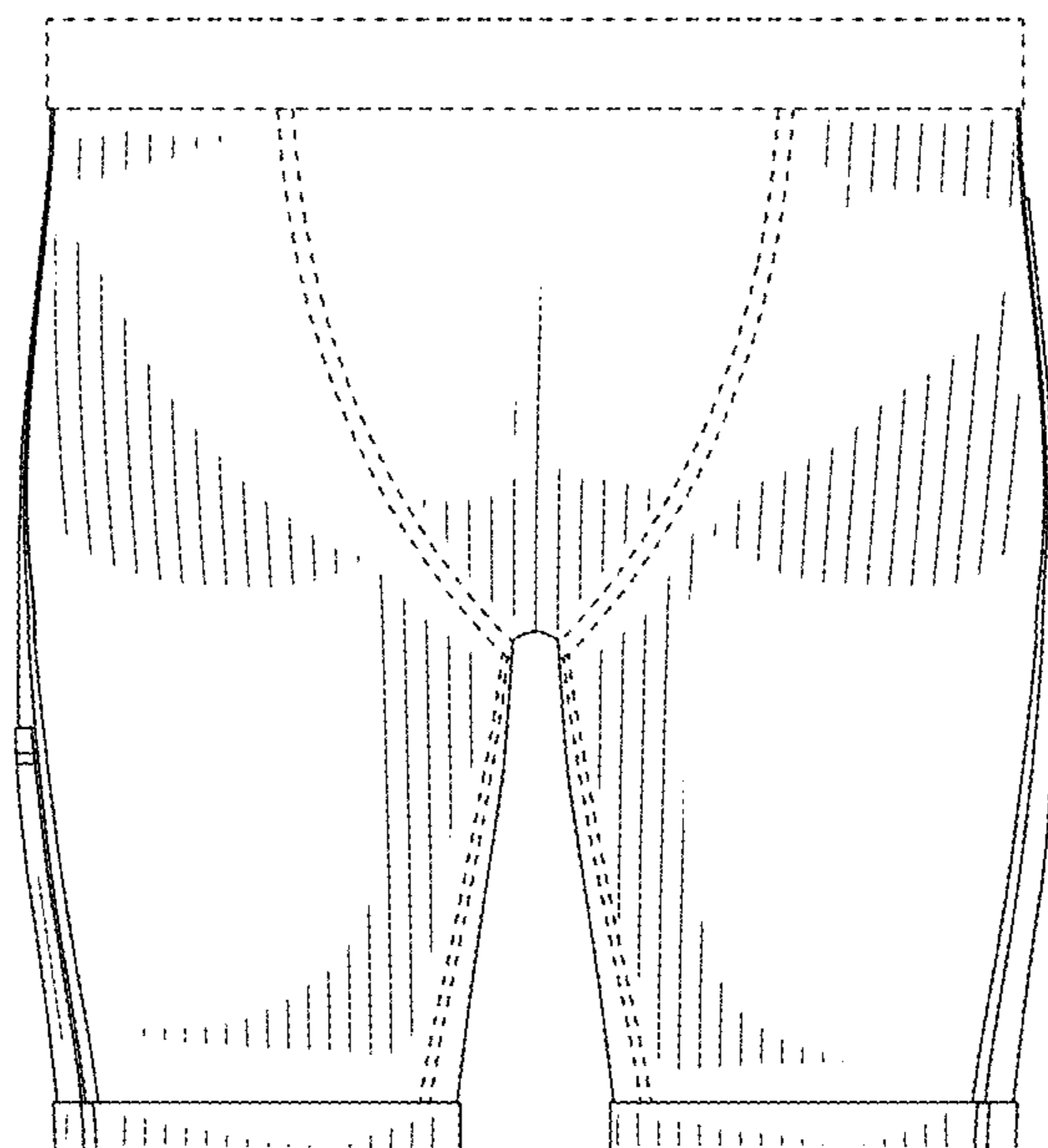


FIG. 3

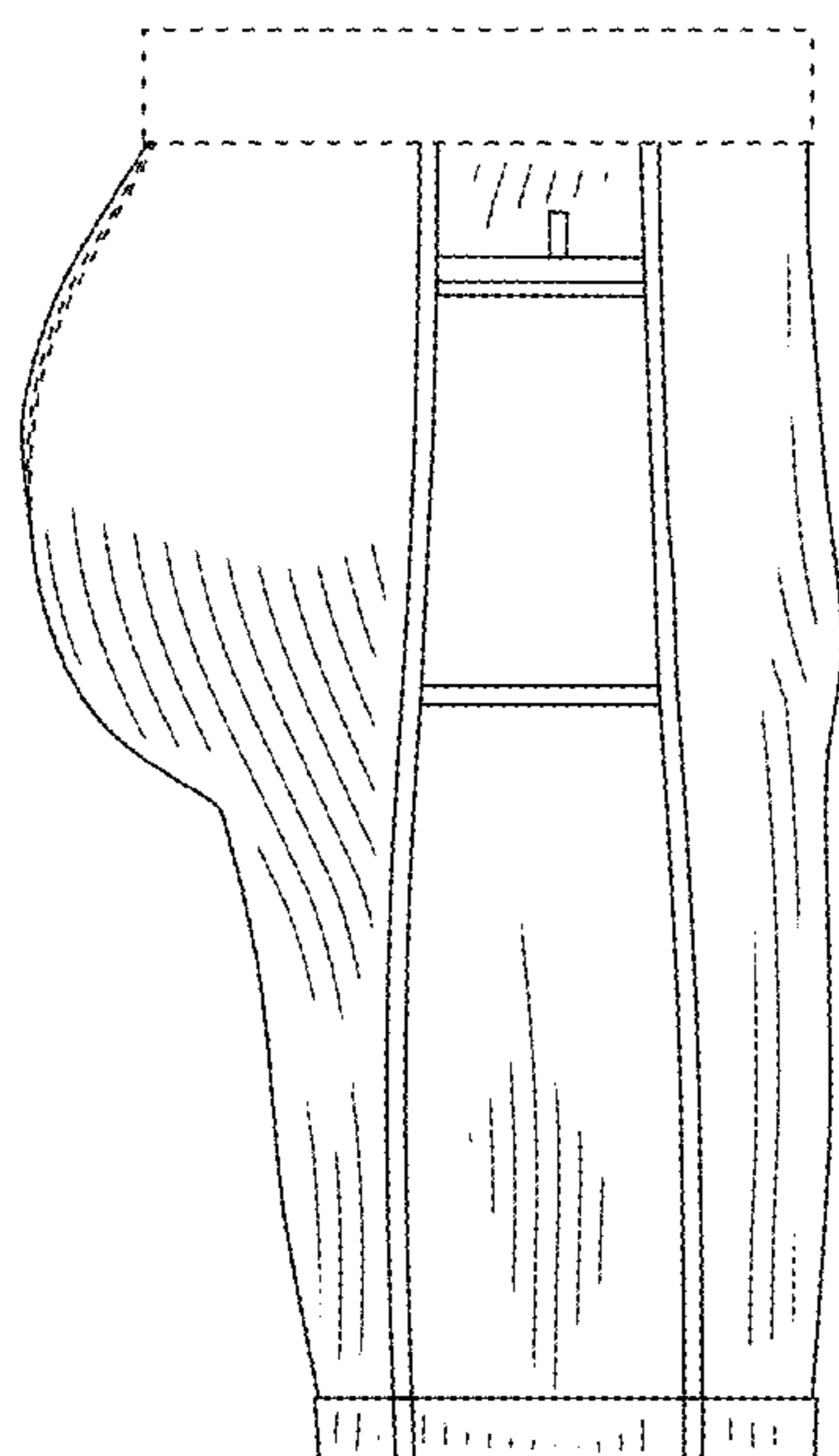


FIG. 4

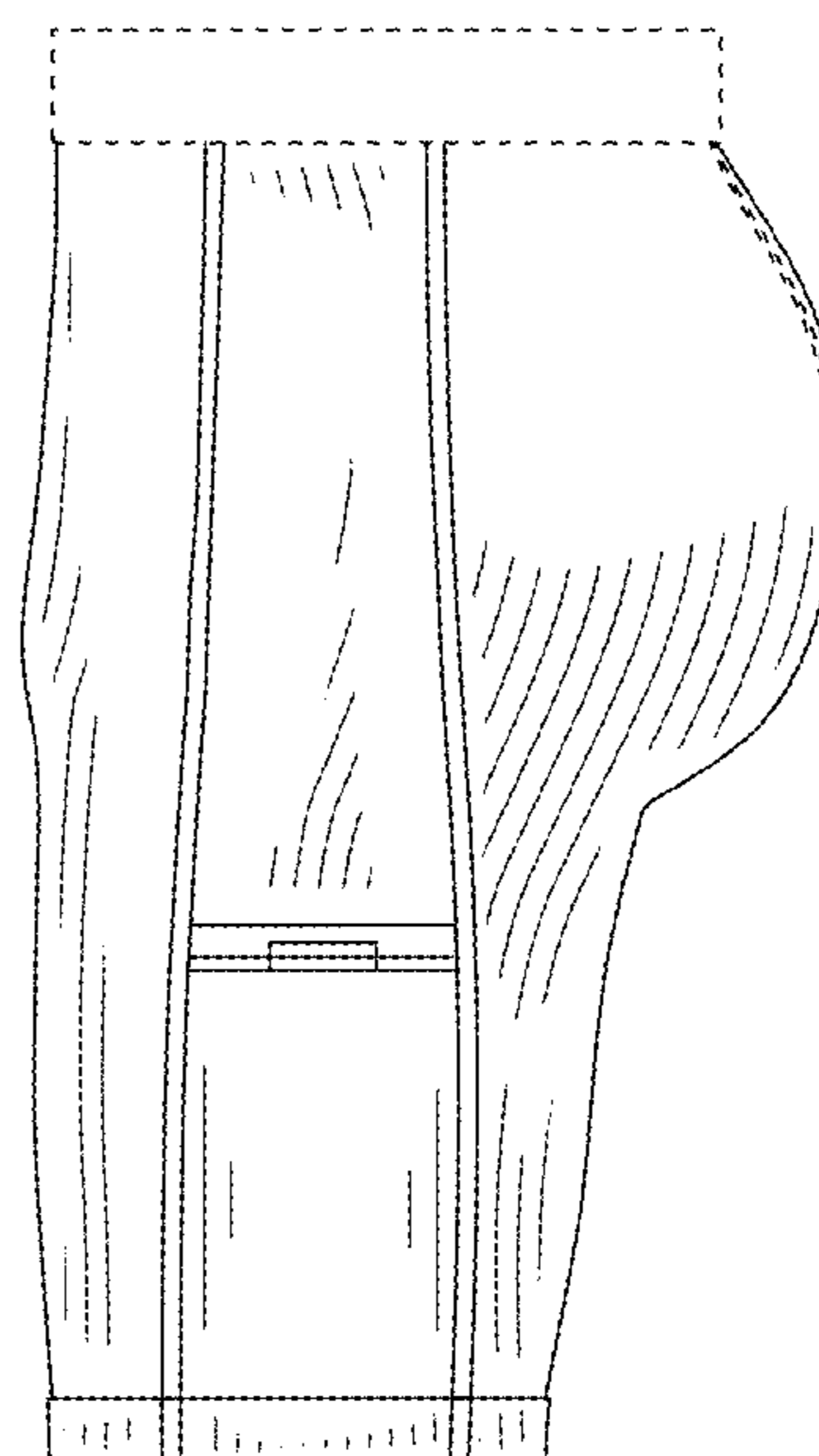


FIG. 5

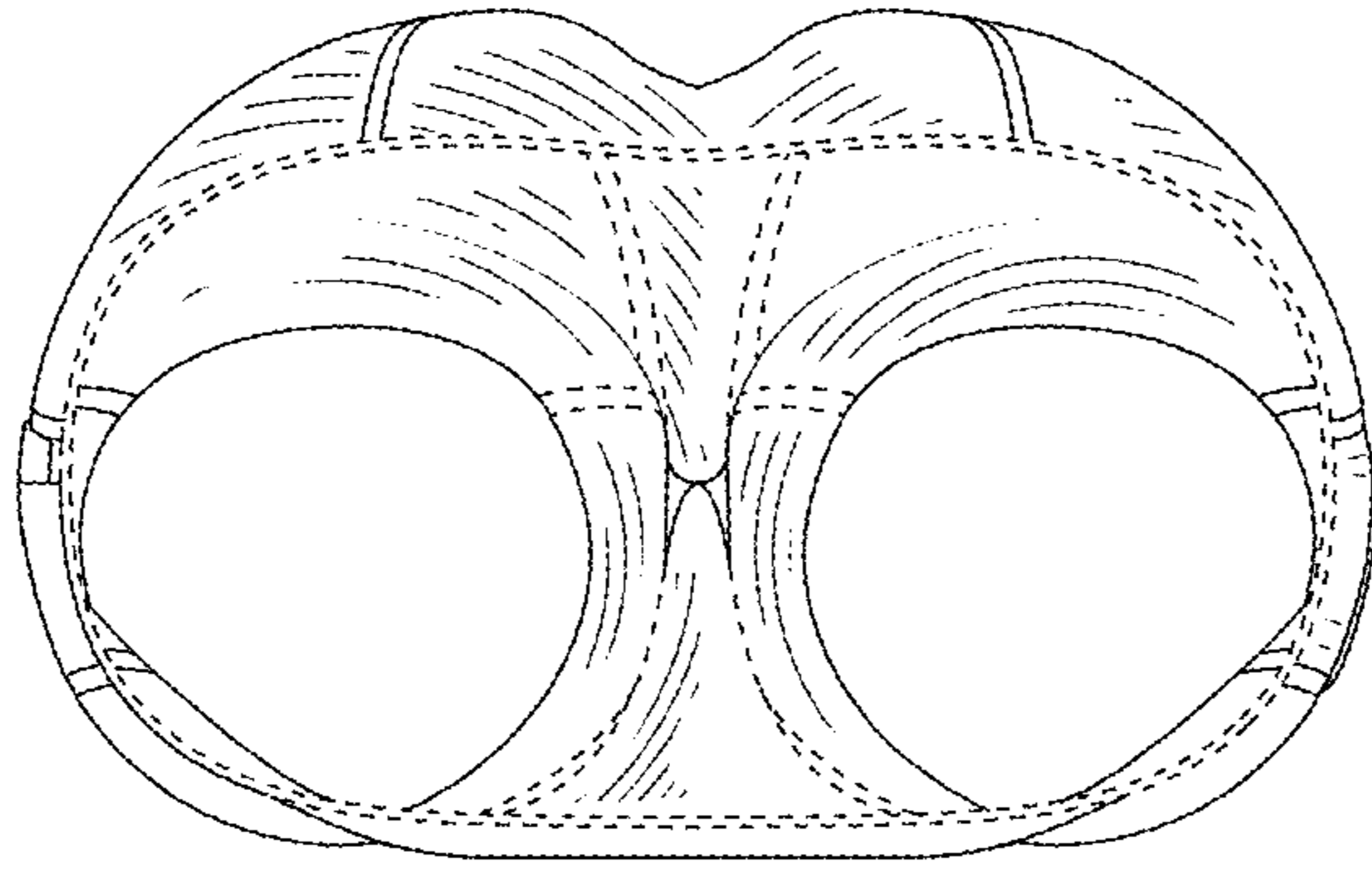


FIG. 6

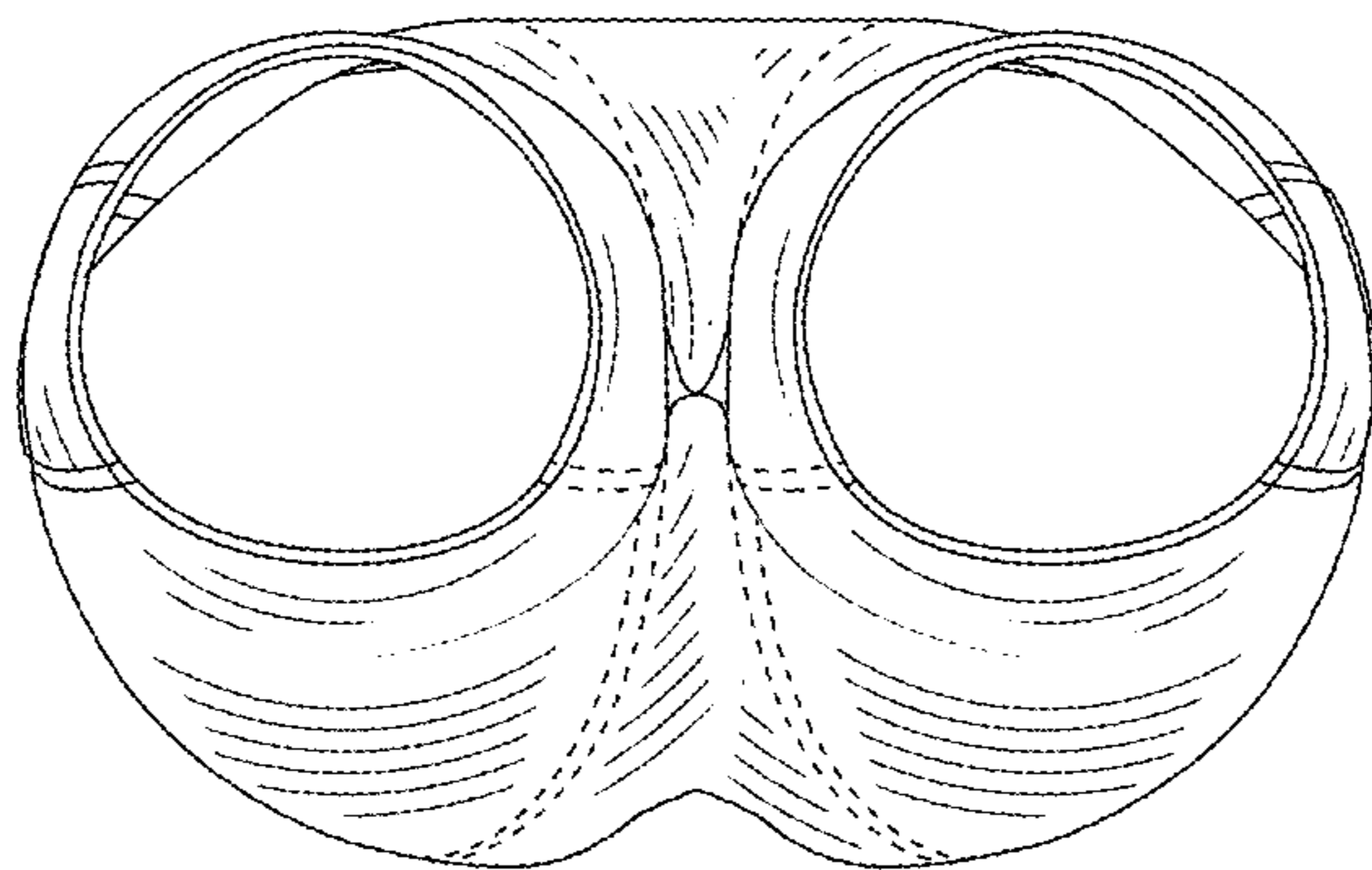


FIG. 7