



US00D768340S

(12) **United States Design Patent**
Wong et al.

(10) **Patent No.:** **US D768,340 S**
(45) **Date of Patent:** **** Oct. 4, 2016**

(54) **HAND-HELD LIFTING SLING (LONG)**

(71) Applicants: **Cho Kee Wong**, Kowloon (HK); **Wai Jun Wong Yeung**, Kowloon (HK)

(72) Inventors: **Cho Kee Wong**, Kowloon (HK); **Wai Jun Wong Yeung**, Kowloon (HK)

(73) Assignee: **U.S. Pacific Nonwovens Industry**, Kowloon (HK)

(**) Term: **14 Years**

(21) Appl. No.: **29/516,392**

(22) Filed: **Feb. 2, 2015**

(51) **LOC (10) Cl.** **29-02**

(52) **U.S. Cl.**
USPC **D29/124**

(58) **Field of Classification Search**
USPC D29/124; D12/128-133; 5/625-629, 5/636, 484, 499, 691, 891 T; 128/869, 128/870, 845; D24/190, 191; 296/65.03, 296/65.04; 280/15, 18, 19, 158; 441/80, 82, 441/88
CPC A62B 1/00
See application file for complete search history.

(56) **References Cited**

U.S. PATENT DOCUMENTS

5,442,821 A * 8/1995 Weeks A61G 1/01 5/627
D425,455 S * 5/2000 Vann D12/128
D486,287 S * 2/2004 Liljedahl D34/28
D506,710 S * 6/2005 Hurtado D12/133
7,520,004 B2 * 4/2009 Czop A61G 13/10 5/411

D617,691 S * 6/2010 Smart D12/128
8,701,225 B1 * 4/2014 Latiff A61G 7/1023 5/484
D705,494 S * 5/2014 Bradley D29/124
8,757,638 B2 * 6/2014 Proch B62B 15/007 224/921
8,770,348 B2 * 7/2014 Springs A45F 3/26 182/187
8,782,833 B2 * 7/2014 Beurguet A61G 1/01 128/870
8,789,730 B2 * 7/2014 Mrocicka A45F 3/04 224/156
D712,796 S * 9/2014 Calkin D12/128

* cited by examiner

Primary Examiner — Randall Gholson

(57) **CLAIM**

The ornamental design for a hand-held lifting sling (long), as shown and described.

DESCRIPTION

The patent or application file contains at least one drawing executed in color. Copies of this patent or patent application publication with color drawing(s) will be provided by the Office upon request and payment of the necessary fee.

FIG. 1 is a front view thereof a hand-held lifting sling (long) showing our new design;
FIG. 2 is a rear view thereof;
FIG. 3 is a left side view thereof;
FIG. 4 is a right side view thereof;
FIG. 5 is a top plan view thereof;
FIG. 6 is a bottom plan view thereof;
FIG. 7 is a perspective view thereof;
FIG. 8 is a front view thereof being folded; and,
FIG. 9 is a rear view thereof being folded.

1 Claim, 7 Drawing Sheets
(7 of 7 Drawing Sheet(s) Filed in Color)






Fig. 1



Fig. 2



Fig. 3



Fig. 4

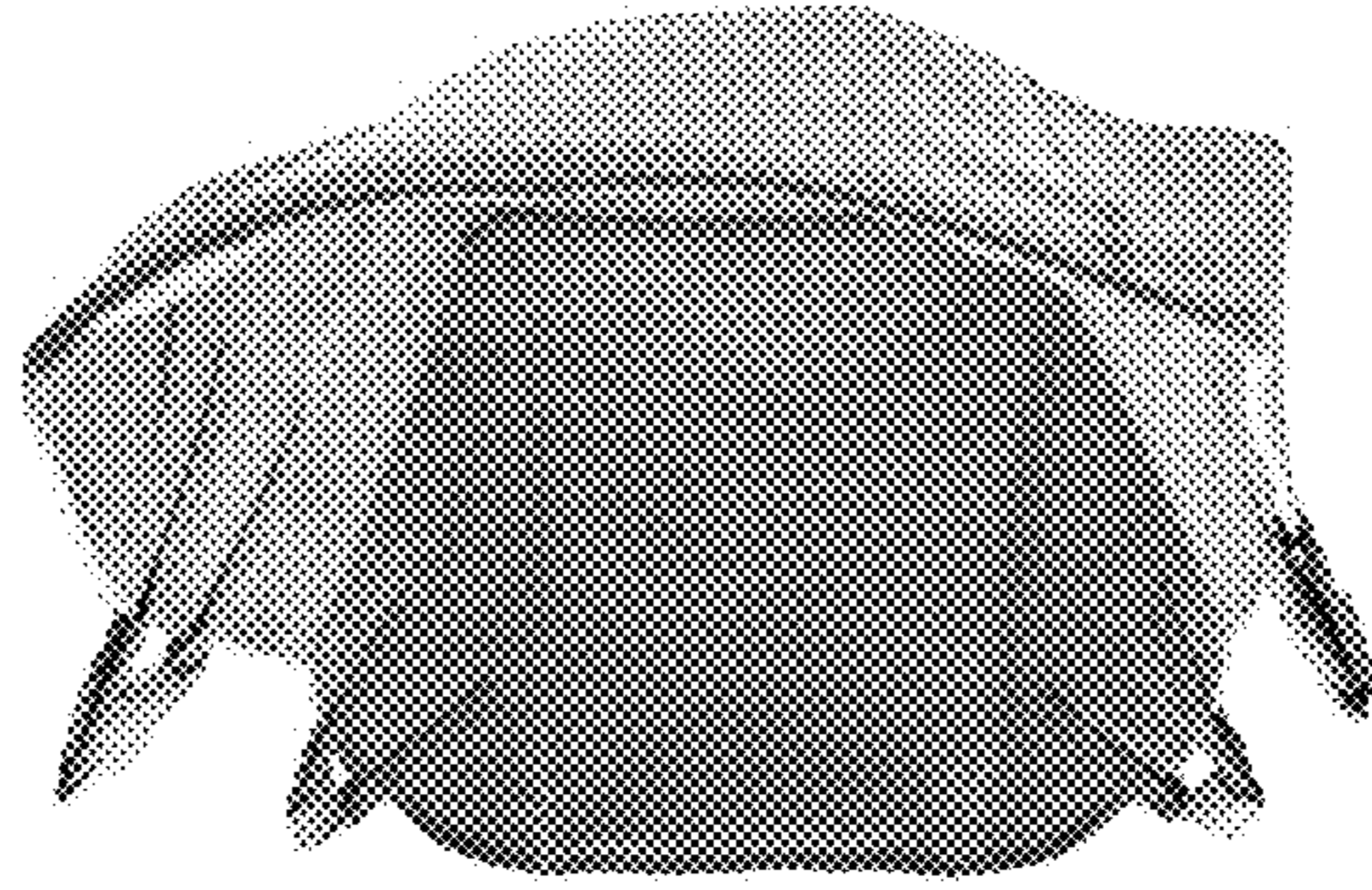


Fig. 5

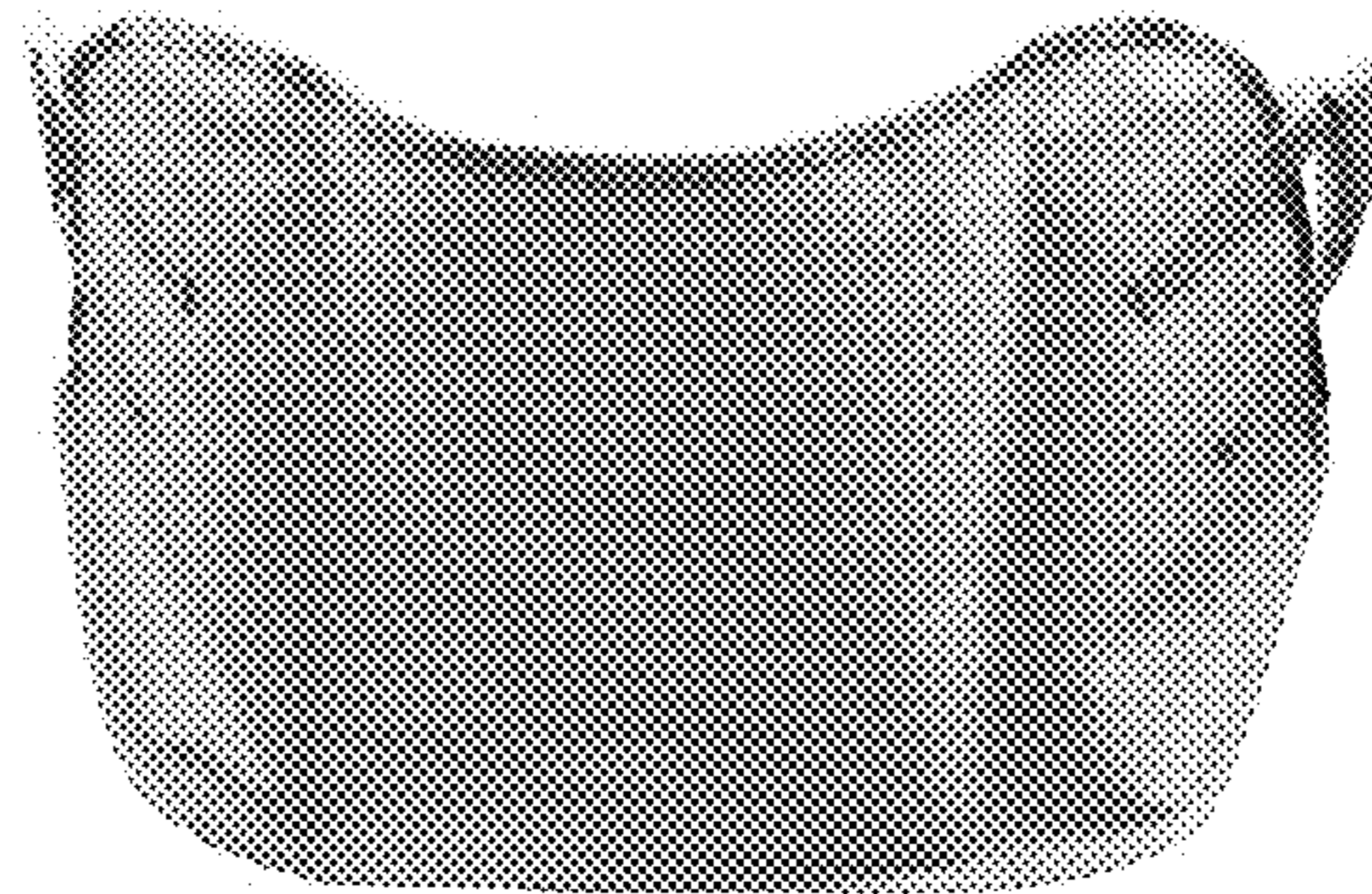


Fig. 6



Fig. 7



Fig. 8



Fig. 9