



US00D768331S

(12) **United States Design Patent**  
**Chen**

(10) **Patent No.:** **US D768,331 S**

(45) **Date of Patent:** **\*\* Oct. 4, 2016**

- (54) **ELECTRONIC CIGARETTE**
- (71) Applicant: **SHENZHEN SMISS TECHNOLOGY CO., LTD**, Shenzhen, Guangdong (CN)
- (72) Inventor: **Jiatai Chen**, Guangdong (CN)
- (73) Assignee: **SHENZHEN SMISS TECHNOLOGY CO., LTD**, Shenzhen (CN)
- (\*\*) Term: **15 Years**
- (21) Appl. No.: **29/533,996**
- (22) Filed: **Jul. 24, 2015**
- (51) **LOC (10) Cl.** ..... **27-01**
- (52) **U.S. Cl.**  
USPC ..... **D27/101**
- (58) **Field of Classification Search**  
USPC ..... D3/203.1, 203.6; D9/432; D13/118,  
D13/119; D27/100, 139, 141, 142, 143,  
D27/144, 162, 163, 164, 167, 172-193, 194  
CPC ..... A24F 47/00; A24F 47/008; H05B 3/03;  
A61M 16/108; A61M 16/10  
See application file for complete search history.

6,615,840	B1 *	9/2003	Fournier	.....	A24F 47/008 131/194
RE38,260	E *	10/2003	Wong	.....	F23Q 2/34 D27/141
D577,150	S *	9/2008	Bryman	.....	D27/163
D728,855	S *	5/2015	Liu	.....	D27/163
D729,444	S *	5/2015	Leidel	.....	D27/163
D731,114	S *	6/2015	Leidel	.....	D27/163
D733,356	S *	6/2015	Leidel	.....	D27/163
D742,062	S *	10/2015	Almsberger	.....	D27/143
D743,099	S *	11/2015	Oglesby	.....	D27/101
D745,213	S *	12/2015	Alima	.....	D27/143
D748,325	S *	1/2016	Leidel	.....	D27/163
D751,756	S *	3/2016	Hearn	.....	D27/189
D758,004	S *	5/2016	Freshwater	.....	D27/163
2010/0313901	A1 *	12/2010	Fernando	.....	A24F 47/008 131/330
2014/0014125	A1 *	1/2014	Fernando	.....	A24F 47/008 131/328
2014/0217085	A1 *	8/2014	Alima	.....	F23Q 7/16 219/474
2015/0114410	A1 *	4/2015	Doster	.....	A24F 47/008 131/329

\* cited by examiner

*Primary Examiner* — Robert M Spear

*Assistant Examiner* — Marissa J Cash

(57) **CLAIM**

The ornamental design for an electronic cigarette, as shown and described.

**DESCRIPTION**

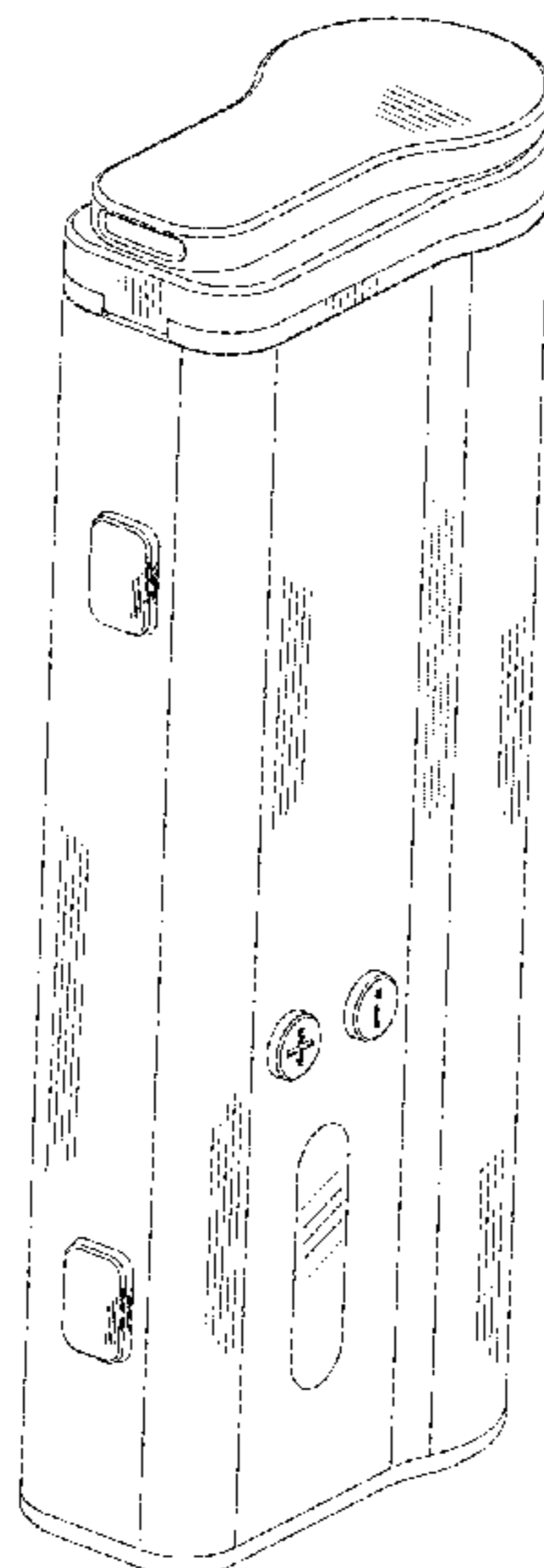
FIG. 1 is a first perspective view of an electronic cigarette showing my new design;  
 FIG. 2 is a second perspective view thereof;  
 FIG. 3 is a third perspective view thereof;  
 FIG. 4 is a fourth perspective view thereof;  
 FIG. 5 is a fifth perspective view thereof, shown in an alternate configuration of use; and,  
 FIG. 6 is a sixth perspective view thereof, shown in an alternate configuration of use.

**1 Claim, 6 Drawing Sheets**

(56) **References Cited**

**U.S. PATENT DOCUMENTS**

4,214,658	A *	7/1980	Crow	.....	A24F 23/04 206/236
D348,329	S *	6/1994	Signorelli	.....	D27/193
5,465,738	A *	11/1995	Rowland	.....	A24F 23/04 131/180
D366,950	S *	2/1996	McKinnie	.....	D27/189
D368,552	S *	4/1996	Adams	.....	D27/194
D411,332	S *	6/1999	Zelenik	.....	D27/187
5,934,289	A *	8/1999	Watkins	.....	A24F 47/008 128/202.21
D421,150	S *	2/2000	Wong	.....	D27/141
D433,532	S *	11/2000	Higgins	.....	D27/186



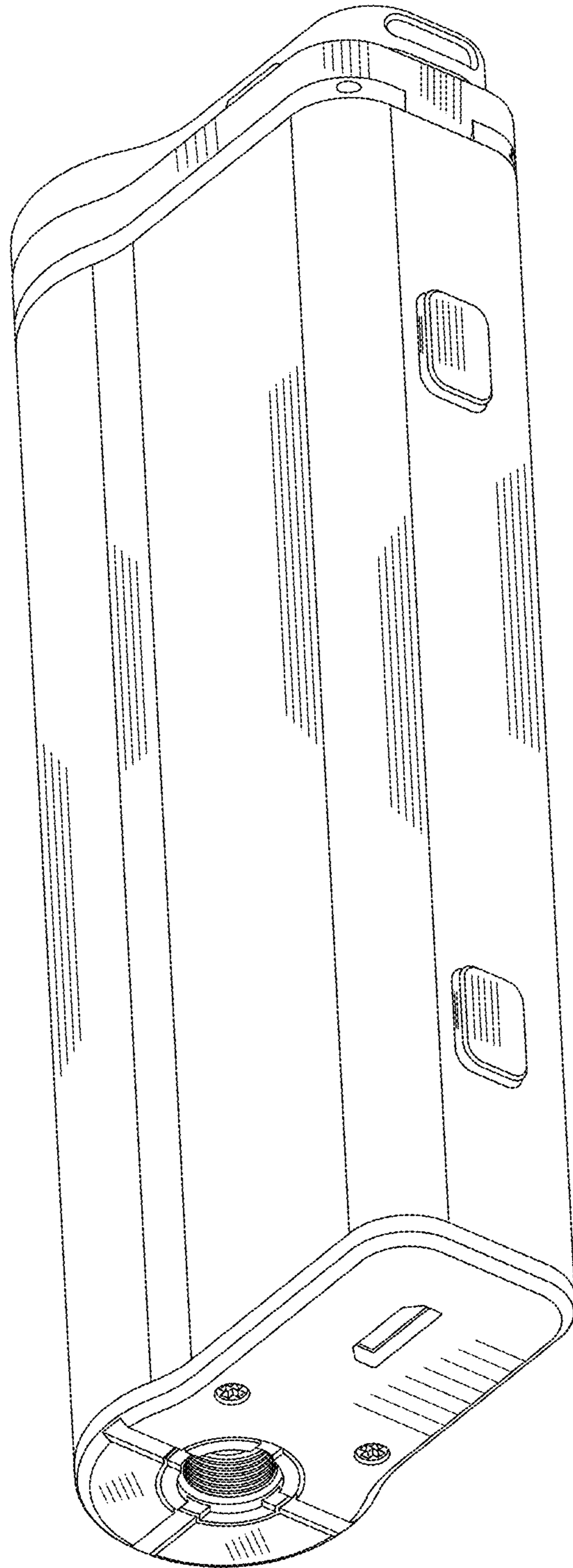


Fig. 1

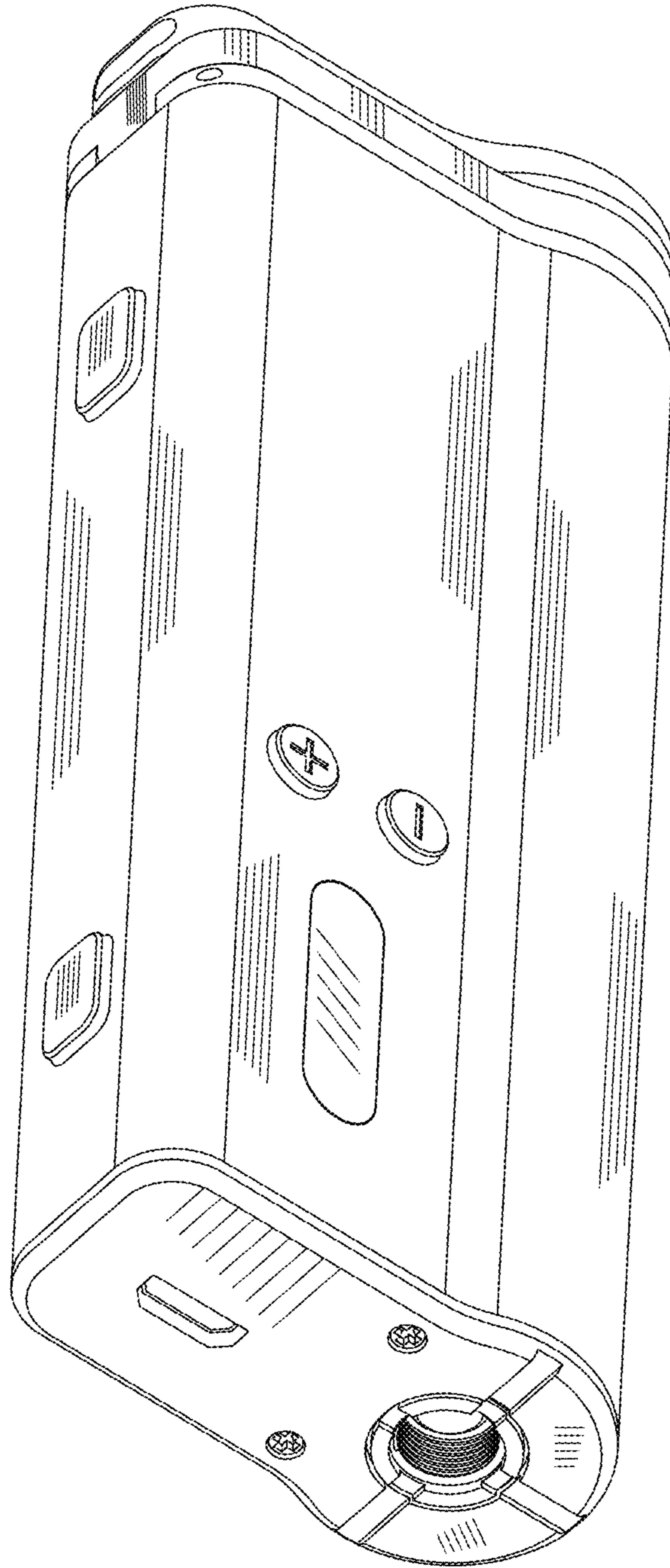


Fig. 2

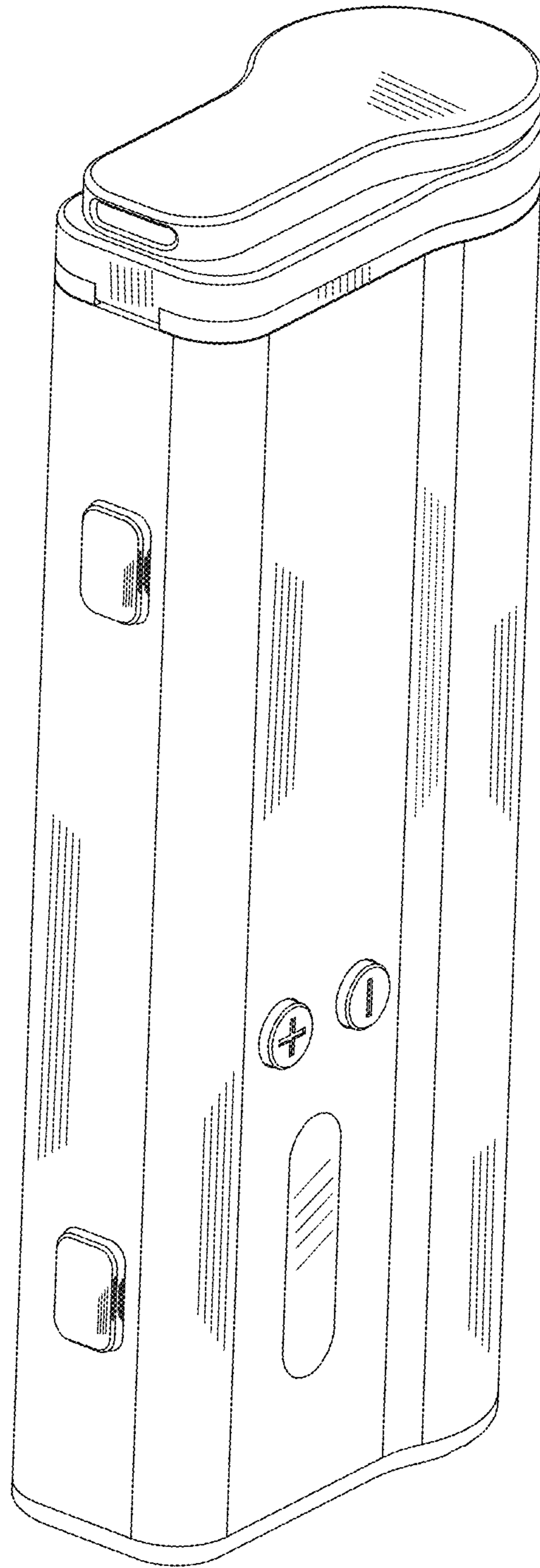


Fig. 3



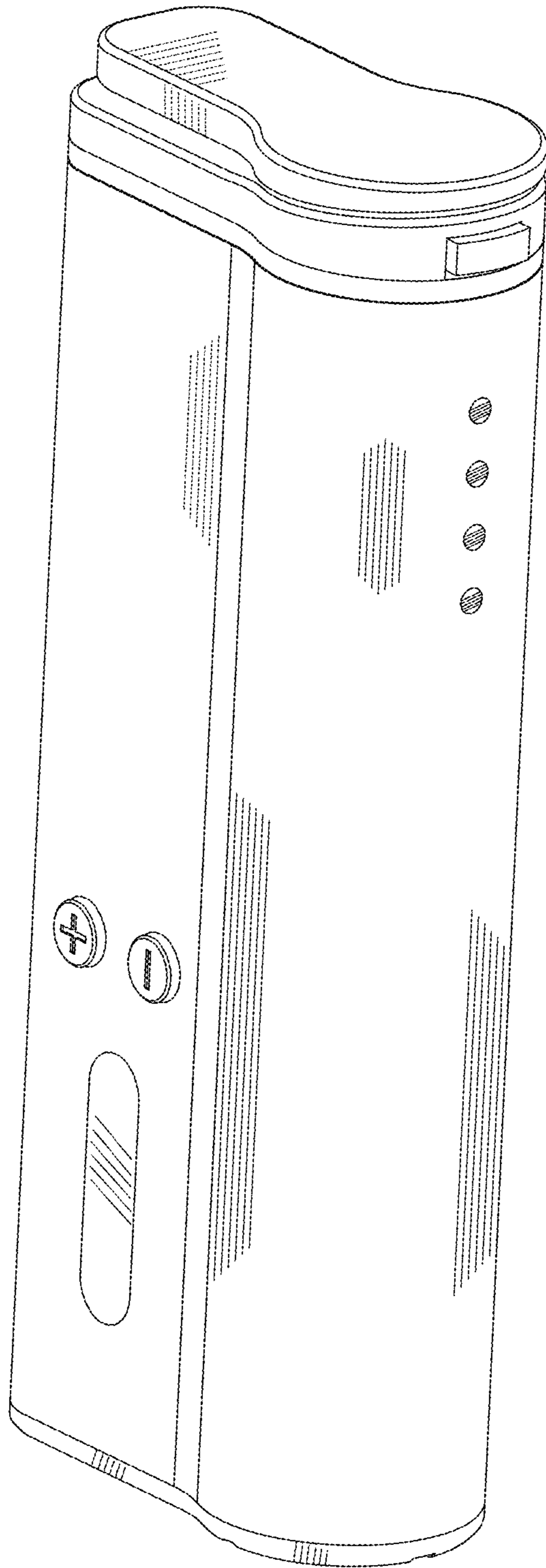


Fig. 4

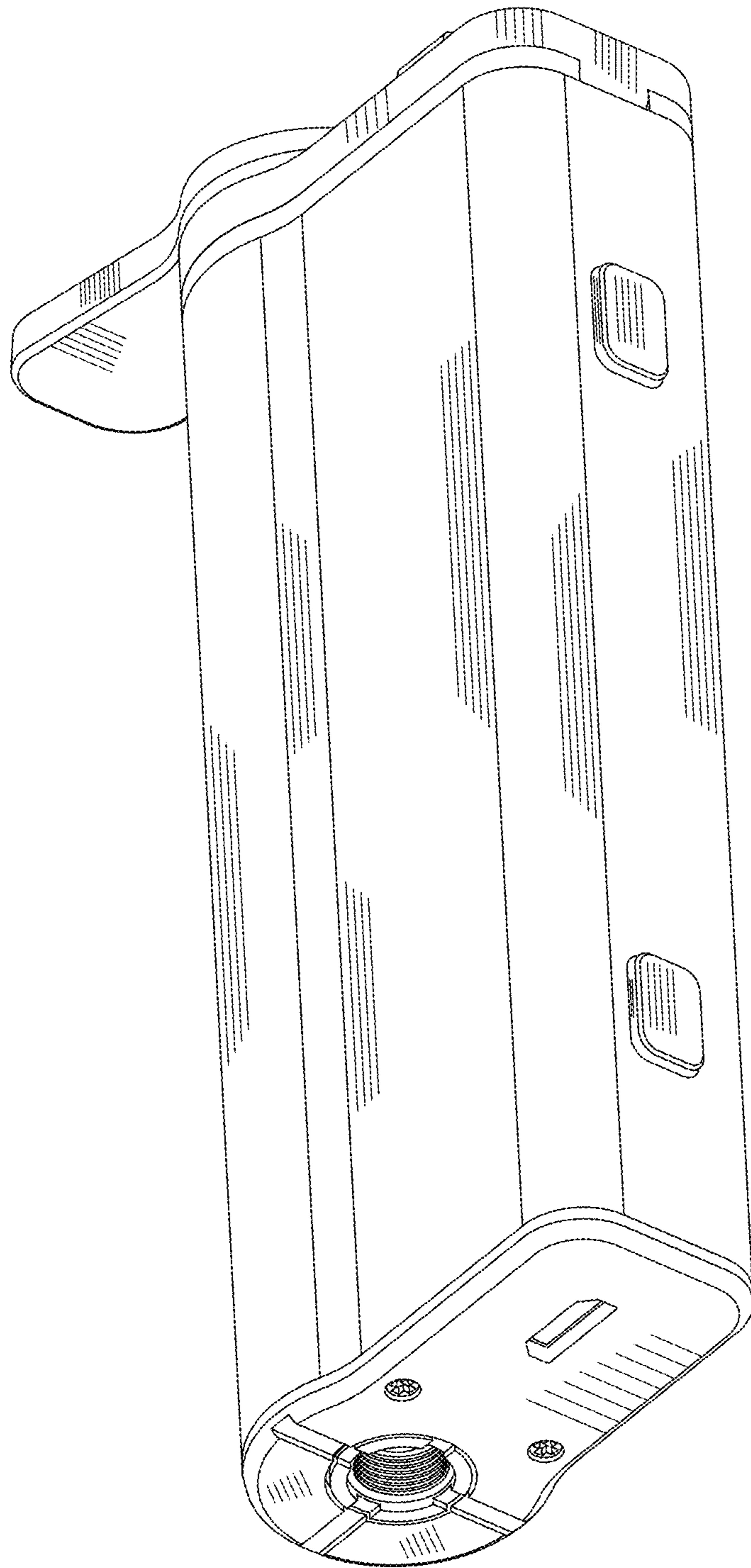


Fig. 5

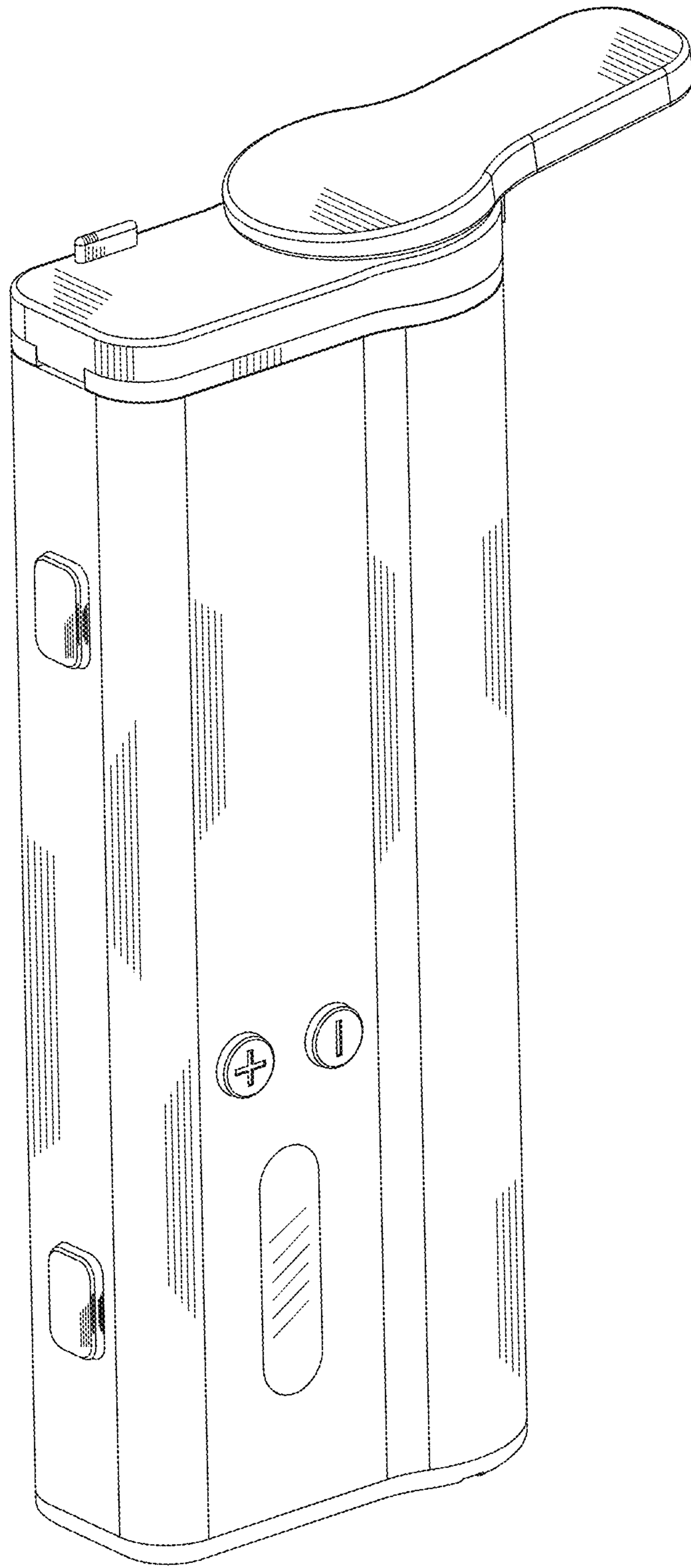


Fig. 6