

US00D768330S

(12) **United States Design Patent**  
**Keng et al.**

(10) **Patent No.:** **US D768,330 S**

(45) **Date of Patent:** **\*\* \*Oct. 4, 2016**

(54) **THREE LAMP LED FAN LIGHT KIT**  
(71) Applicant: **CORDELIA LIGHTING, INC.**,  
Rancho Dominguez, CA (US)  
(72) Inventors: **James Keng**, Rancho Dominguez, CA  
(US); **Rigoberto Perez**, Hawthorne, CA  
(US)

6,267,491 B1 \* 7/2001 Parrigin ..... F21S 48/255  
362/153  
D480,472 S \* 10/2003 Hsieh ..... D23/411  
D487,163 S \* 2/2004 Humphrey ..... D26/142  
D548,383 S \* 8/2007 Lee ..... D26/59  
D663,455 S \* 7/2012 Glasbrenner ..... D26/59  
D699,387 S \* 2/2014 Snell ..... D26/124

\* cited by examiner

(73) Assignee: **Cordelia Lighting, Inc.**, Rancho  
Dominguez, CA (US)

*Primary Examiner* — George D Kirschbaum

*Assistant Examiner* — Natasha Vujcic

(\*) Notice: This patent is subject to a terminal dis-  
claimer.

(74) *Attorney, Agent, or Firm* — Paul Y. Feng; One LLP

(\*\*) Term: **14 Years**

(57) **CLAIM**

(21) Appl. No.: **29/487,552**

The ornamental design for a three lamp LED fan light kit, as  
shown and described.

(22) Filed: **Apr. 9, 2014**

(51) **LOC (10) Cl.** ..... **26-99**

(52) **U.S. Cl.**

USPC ..... **D26/142**

(58) **Field of Classification Search**

USPC ..... D26/72, 74, 75, 76, 78, 79, 80, 81, 82,  
D26/83, 85, 86, 88, 90, 113, 118, 119, 120,  
D26/121, 122, 138, 139, 140, 141, 142  
CPC ..... F21S 6/00; F21S 6/004; F21S 6/006;  
F21S 8/00; F21S 8/024; F21S 8/026; F21S  
8/031; F21S 8/035-8/037; F21S 8/043;  
F21S 8/063; F21V 17/02; F21V 17/04;  
F21V 17/06; F21V 21/002; F21V 21/02;  
F21V 21/03; F21V 21/04; F21V 21/14;  
F21V 23/02; F21V 23/04; F21V 23/0442  
See application file for complete search history.

**DESCRIPTION**

FIG. 1 is a front, one-third side elevational view of the three  
lamp LED fan light kit, showing the new design, wherein the  
other two side elevational views are identical to FIG. 1;  
FIG. 2 is a perspective view of a bottom portion of the three  
lamp LED fan light kit from FIG. 1;  
FIG. 3 is another perspective view of the bottom portion  
thereof;  
FIG. 4 is a perspective view of the top portion thereof;  
FIG. 5 is a bottom view thereof; and,  
FIG. 6 is a top plan view thereof.

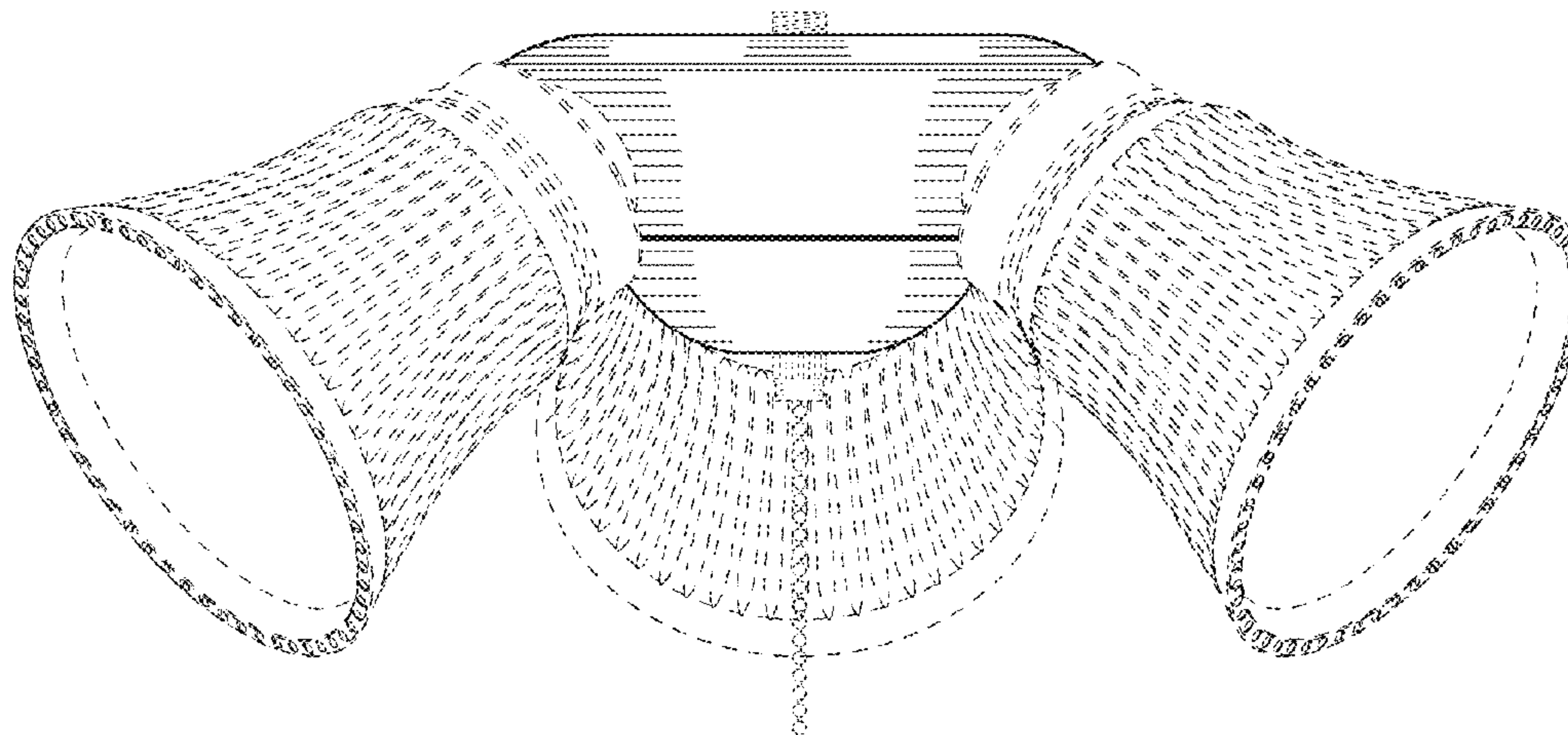
The broken lines in the drawings illustrate portions of the  
three lamp LED fan light kit which form no part of the  
claimed design.

(56) **References Cited**

U.S. PATENT DOCUMENTS

D259,060 S \* 4/1981 Hansen ..... D26/59  
D325,649 S \* 4/1992 Pearce ..... D26/84  
D426,339 S \* 6/2000 Chen ..... D26/142  
D444,255 S \* 6/2001 Bucher ..... D26/80

**1 Claim, 6 Drawing Sheets**



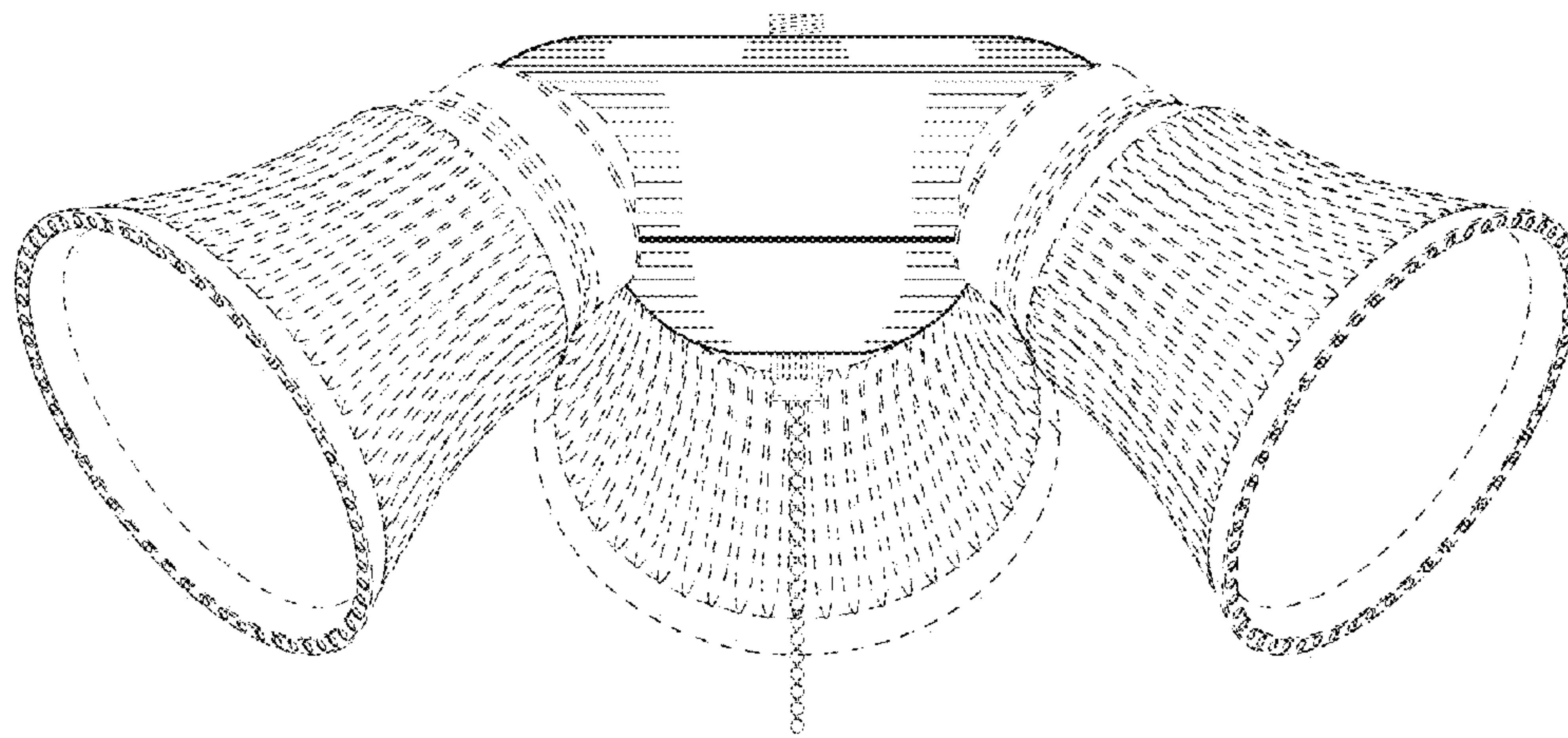


FIG. 1

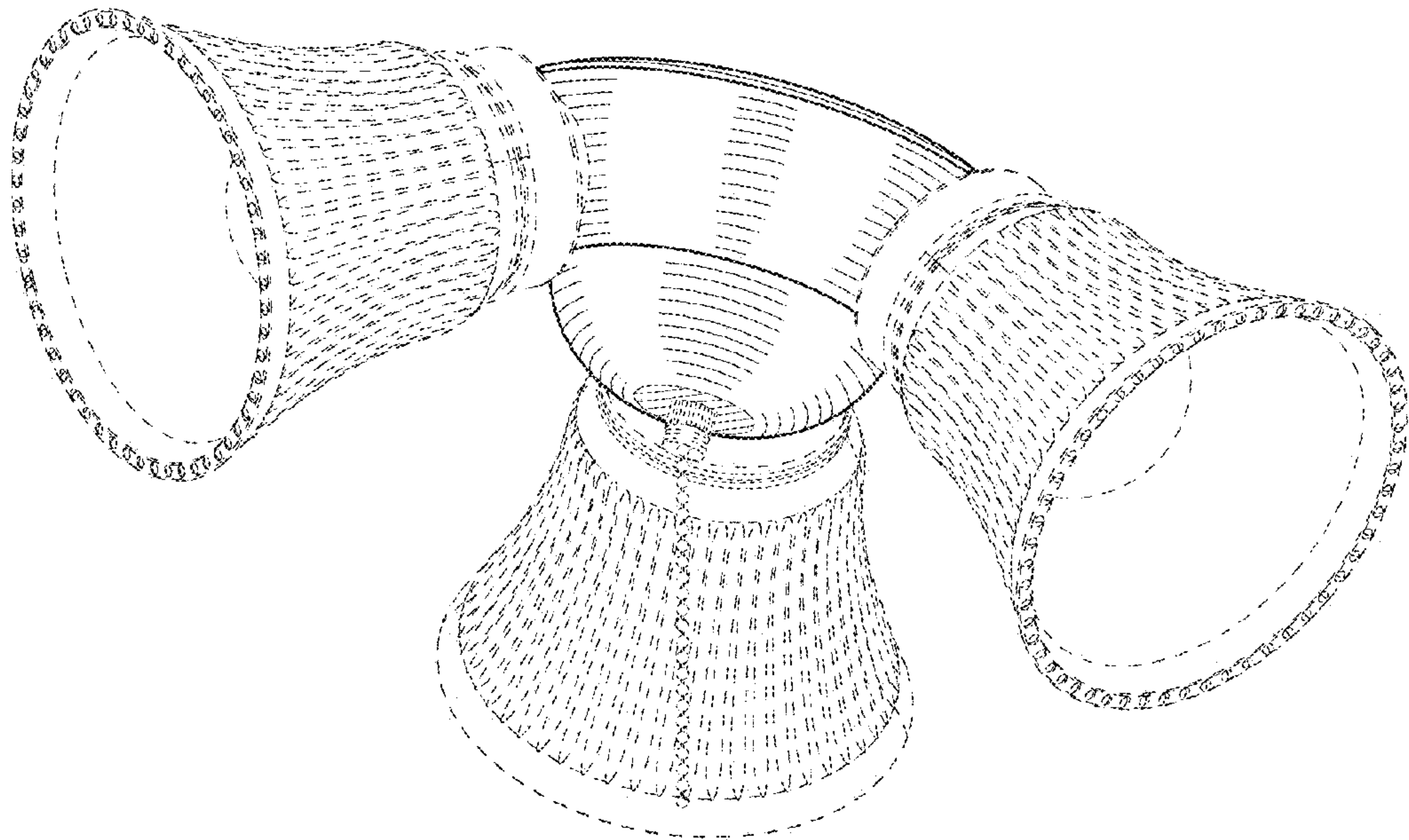


FIG. 2



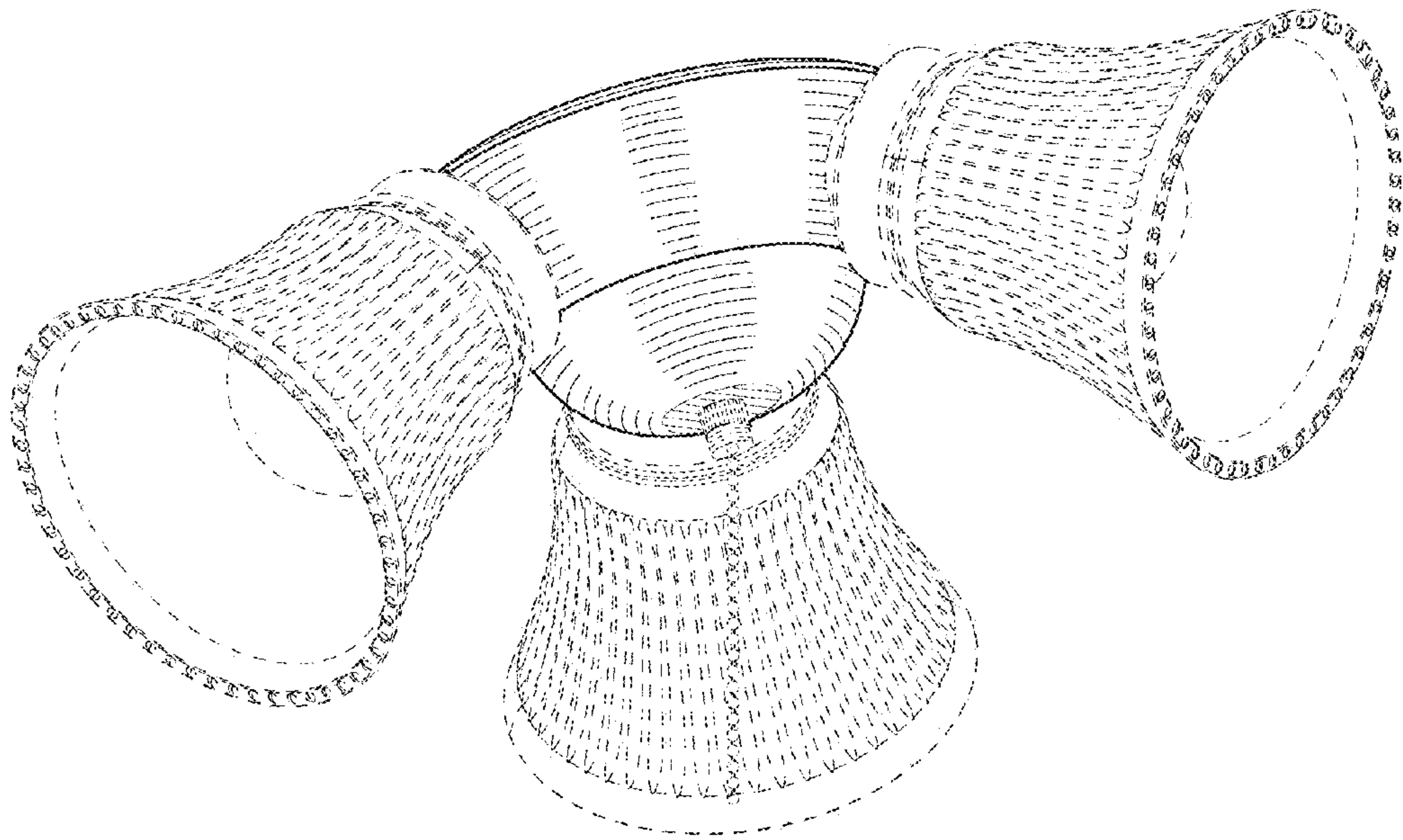


FIG. 3

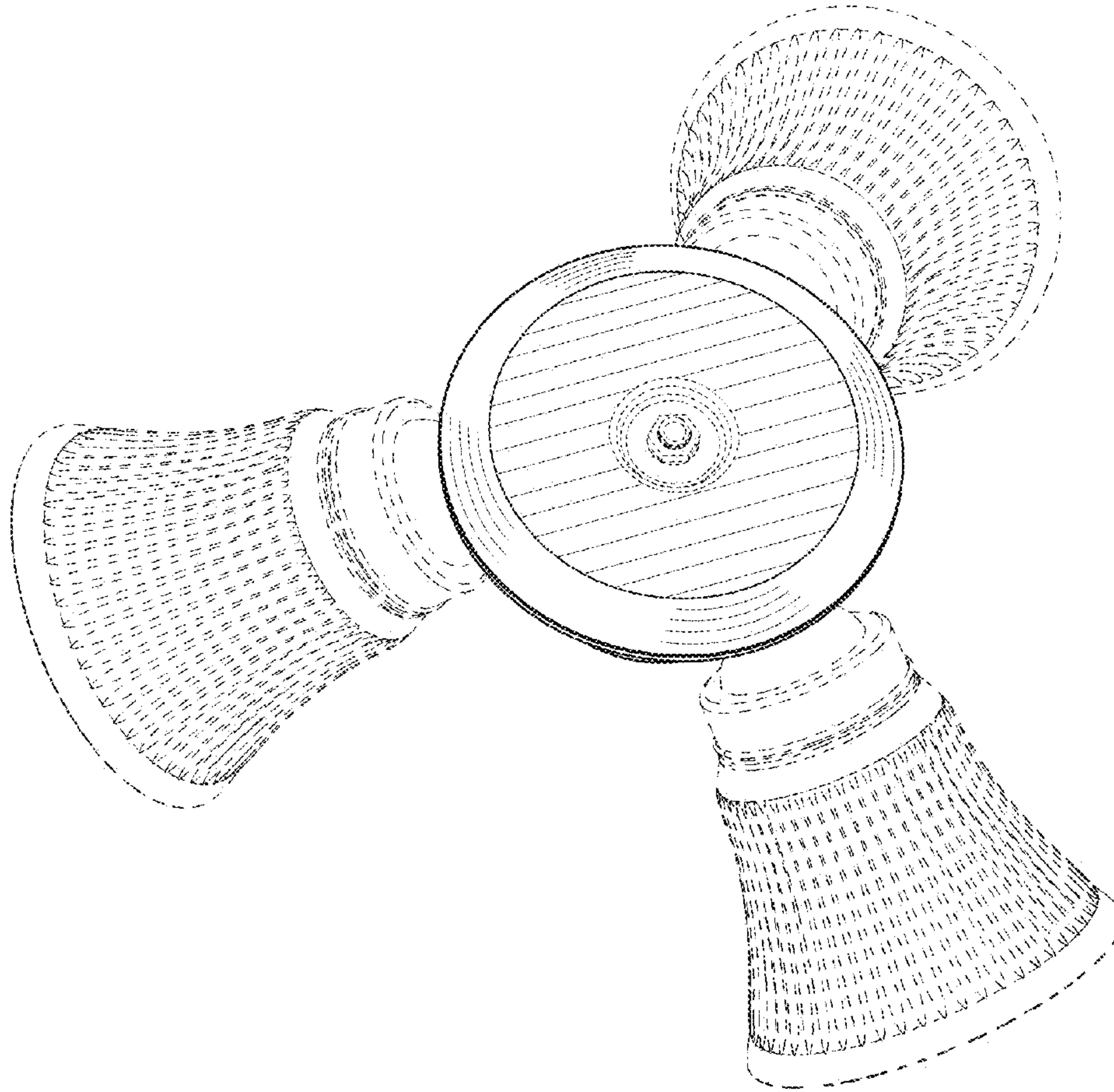


FIG. 4

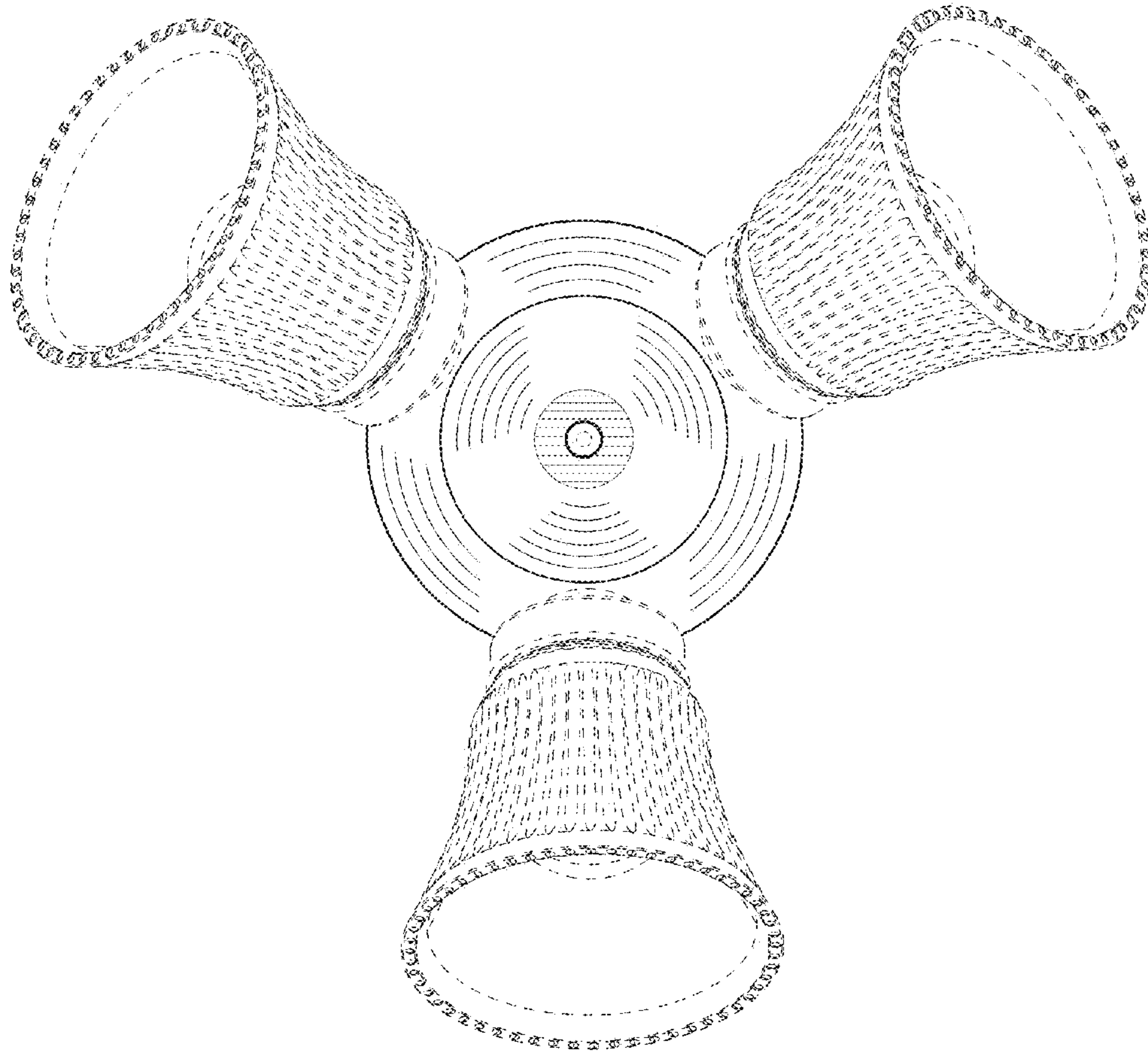


FIG. 5

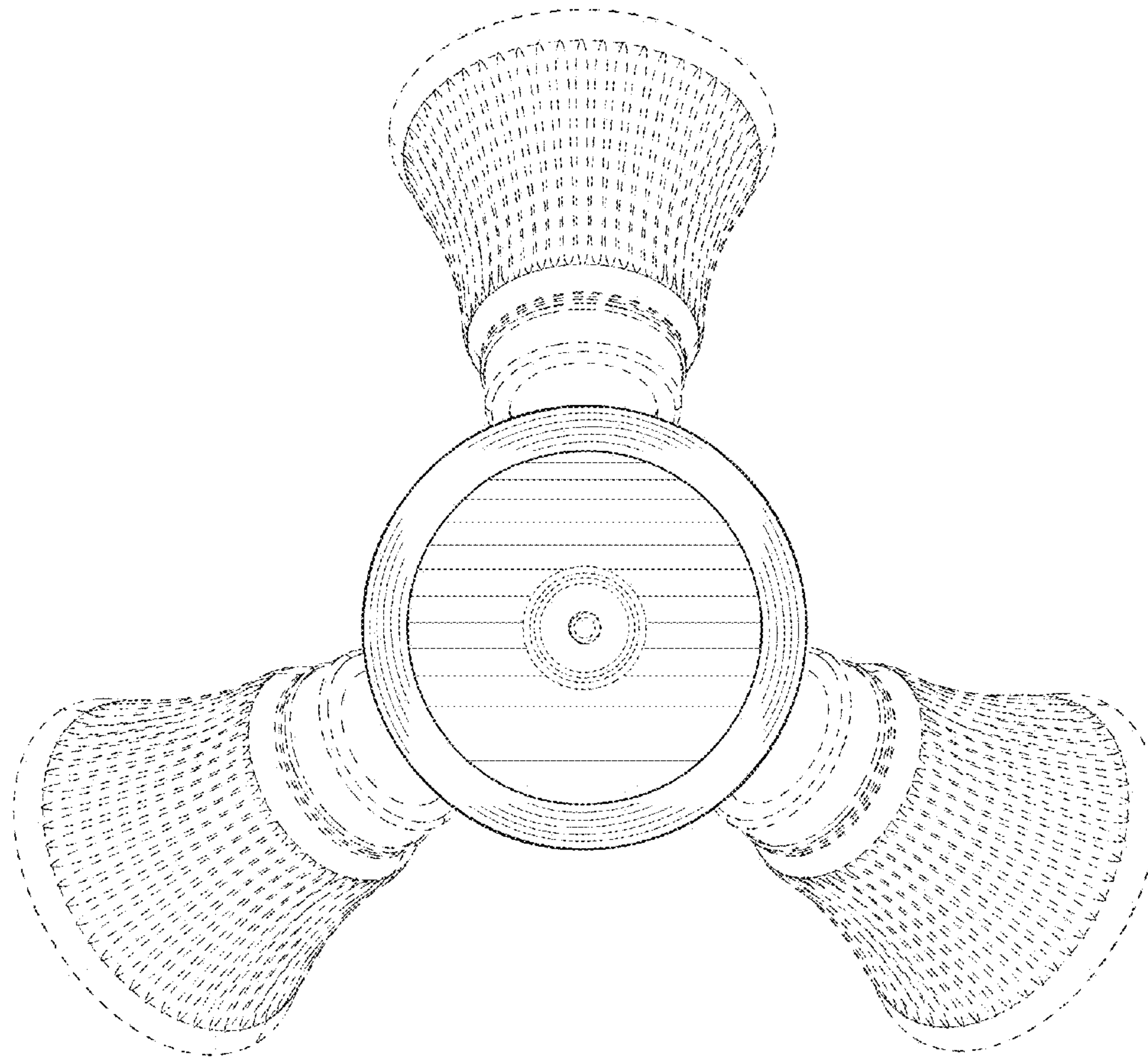


FIG. 6