



US00D768314S

(12) **United States Design Patent** (10) **Patent No.:** **US D768,314 S**
Wade et al. (45) **Date of Patent:** **** Oct. 4, 2016**

(54) **TEXTURED SIDING PANEL**
(71) Applicant: **Ply Gem Industries, Inc.**, Cary, NC (US)
(72) Inventors: **John M. Wade**, Pleasant Hill, MO (US); **Brent A. Dilonardo**, Liberty, MO (US)

D452,334 S * 12/2001 Gilbert D25/143
D507,666 S * 7/2005 King D25/141
D507,837 S * 7/2005 King D25/141
6,939,036 B2 * 9/2005 Beck G01N 25/16
374/100
D643,133 S * 8/2011 Steffes D25/141
D738,541 S * 9/2015 Tarvaran D25/140
2014/0202106 A1 * 7/2014 Wagner E04F 13/0837
52/520

(73) Assignee: **PLY GEM INDUSTRIES, INC.**, Cary, NC (US)

FOREIGN PATENT DOCUMENTS

(**) Term: **14 Years**

CA 2332671 A1 * 7/2002 E04D 1/20
CA 2572000 A1 * 6/2007 E04D 1/265

(21) Appl. No.: **29/526,477**

OTHER PUBLICATIONS

(22) Filed: **May 9, 2015**

Mastic Elite, Vineyard Grove Vinyl Siding, as posted at Care Free Homes Company [online], posting date not available [site visited Apr. 26, 2016]. Available from the Internet, <URL: http://carefreehomescompany.com/cedar-shingle-shake-vinyl-siding-options/>.*

(51) **LOC (10) Cl.** **25-01**

(52) **U.S. Cl.**
USPC **D25/141**

(58) **Field of Classification Search**
USPC D25/138-145, 149-153, 156-159, D25/162-163, 199, 58, 110-111; D8/349, D8/354, 382, 384
CPC E04D 1/00; E04D 1/12; E04D 1/14; E04D 1/16; E04D 1/18; E04D 1/20; E04D 1/24; E04D 1/26; E04D 1/28; E04D 1/34; E04D 1/265; E04D 2001/3461; E04F 13/08; E04F 13/0862; E04F 13/0864; E04F 13/0873; E04F 13/0894; E04F 13/24; E04F 13/076; E04F 13/147; E04F 13/185
See application file for complete search history.

(Continued)

Primary Examiner — Catheri Oliver-Garcia
Assistant Examiner — Rebekah Caruso
(74) *Attorney, Agent, or Firm* — Lathrop & Gage LLP

(57) **CLAIM**
The ornamental design for a textured siding panel, as shown and described.

(56) **References Cited**

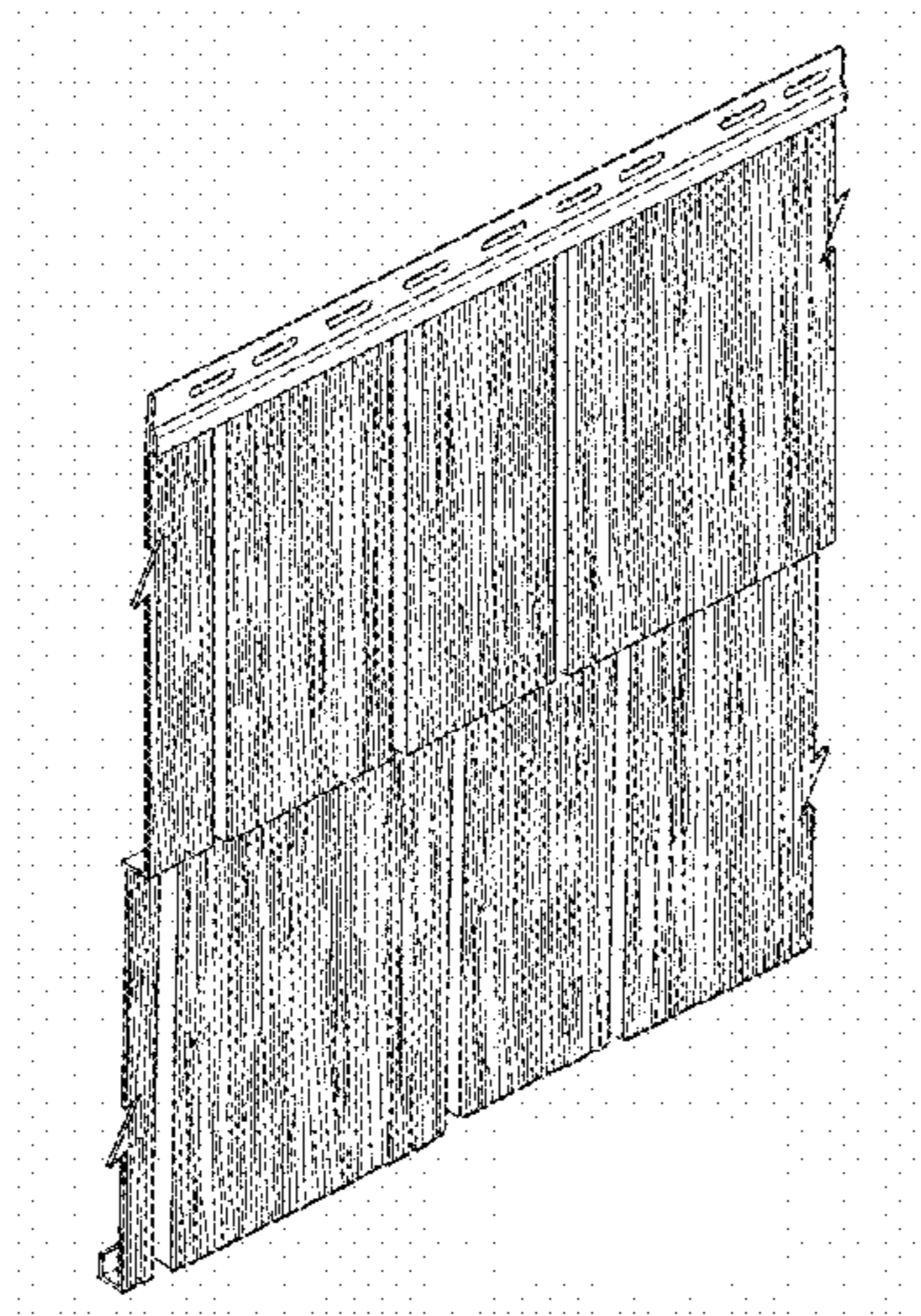
DESCRIPTION

U.S. PATENT DOCUMENTS

D95,731 S * 5/1935 Cahill D25/139
3,977,141 A * 8/1976 Peters B44F 9/02
52/313
4,015,391 A * 4/1977 Epstein E04D 1/265
52/278
D291,249 S * 8/1987 Manning D25/141
5,455,099 A * 10/1995 Banner E04F 13/0864
428/122
D449,121 S * 10/2001 Hunter D25/139

FIG. 1 is a perspective view of a siding panel showing our new design;
FIG. 2 is a front elevation view thereof;
FIG. 3 is a left side elevation view thereof;
FIG. 4 is a right side elevation view thereof;
FIG. 5 is a top plan view thereof; and,
FIG. 6 is a bottom plan side view thereof.
The broken away symbols in the drawings indicate that any portion of the article that continues beyond what is shown forms no part of the claimed design.

1 Claim, 3 Drawing Sheets



(56)

References Cited

U.S. Appl. No. 29/526,478, Non-Final Office Action dated Mar. 17, 2016, 12 pages.

OTHER PUBLICATIONS

U.S. Appl. No. 29/526,478, Notice of Allowance dated May 4, 2016, 17 pages.

Canadian Application No. 165082, Examiner's Report dated Jan. 26, 2016, 1 page.

Canadian Application No. 164963, Examiner's Report dated Feb. 4, 2016, 1 page.

* cited by examiner




Fig. 1

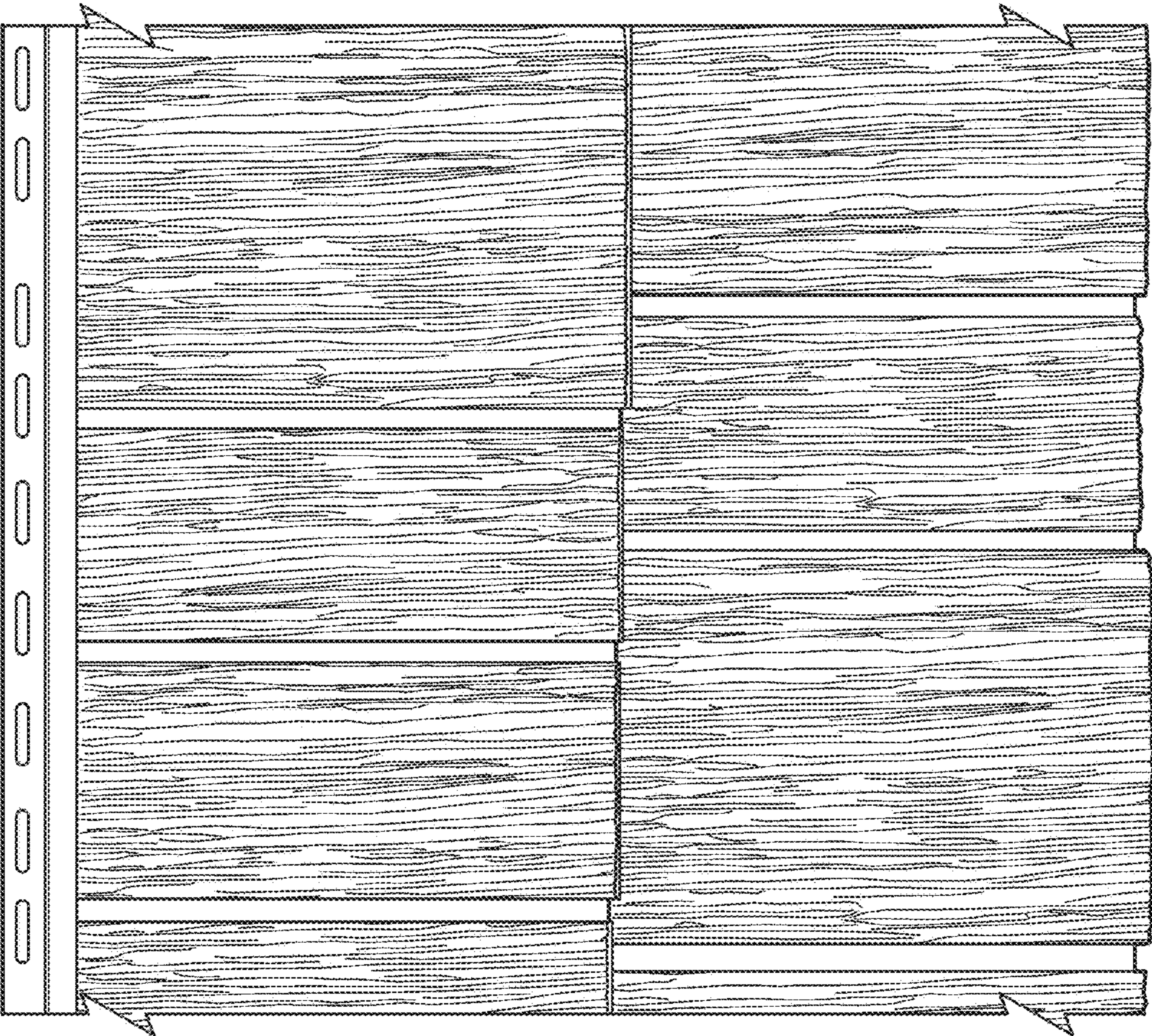


Fig. 2


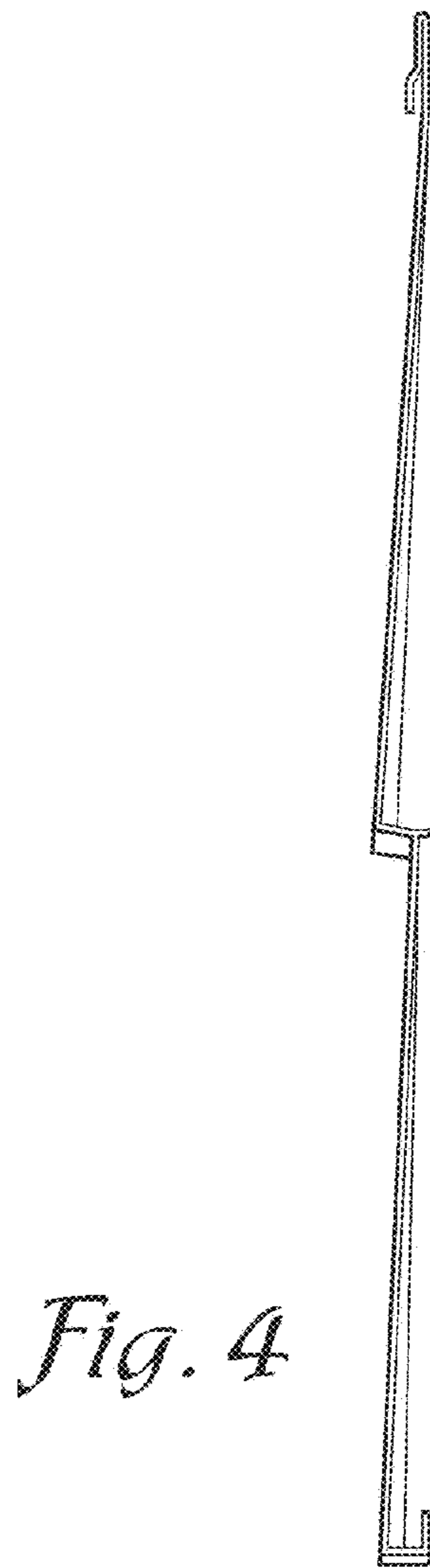
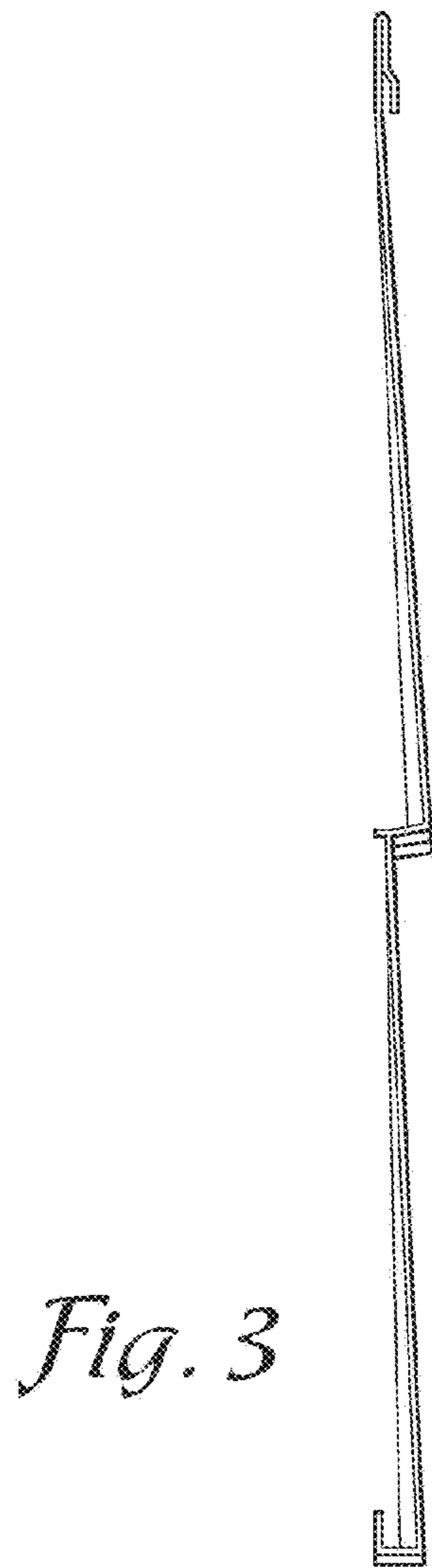


Fig. 5



Fig. 6