



US00D768309S

(12) **United States Design Patent** (10) **Patent No.:** **US D768,309 S**  
**Hetzel** (45) **Date of Patent:** **\*\* Oct. 4, 2016**

(54) **MESSAGE THERAPY DEVICE**  
(71) Applicant: **John Hetzel**, Fairview Heights, IL (US)  
(72) Inventor: **John Hetzel**, Fairview Heights, IL (US)  
(\*\*) Term: **15 Years**  
(21) Appl. No.: **29/546,054**  
(22) Filed: **Nov. 18, 2015**  
(51) **LOC (10) Cl.** ..... **28-03**  
(52) **U.S. Cl.**  
USPC ..... **D24/214**  
(58) **Field of Classification Search**  
USPC ..... D24/200, 211, 212, 213, 214, 215;  
601/19, 27-32, 46, 48, 52, DIG. 12,  
601/DIG. 14, DIG. 15, DIG. 16, DIG. 17, 99,  
601/112, 113, 118, 119, 120, 121;  
D30/160; D14/218; D11/26  
CPC ..... A61H 19/30; A61H 19/32; A61H 19/34;  
A61H 19/40; A61H 19/44; A61H 19/50;  
A61H 19/00; A61H 2201/0153; A61H  
2201/0207; A61H 2201/0263; A61H  
2201/0111; A61H 2201/1253; A61H  
2205/082; A61H 2205/085; A61H 15/0085;  
A61H 15/0092  
See application file for complete search history.

(56) **References Cited**  
U.S. PATENT DOCUMENTS  
D272,090 S \* 1/1984 Hosid ..... D24/211  
D279,126 S \* 6/1985 Kaeser ..... D24/211

D333,351 S \* 2/1993 Tsou ..... D24/206  
D334,430 S \* 3/1993 Tsou ..... D24/214  
D464,119 S \* 10/2002 Blomstrom ..... D23/252  
D575,953 S \* 9/2008 Nonas ..... D3/232  
D637,309 S \* 5/2011 Park ..... D24/215  
D671,226 S \* 11/2012 Aulwes ..... D24/215  
D692,570 S \* 10/2013 Luzon ..... D24/215  
D706,440 S \* 6/2014 Hahr ..... D24/215  
D726,926 S \* 4/2015 Matsushita ..... D24/200  
D726,927 S \* 4/2015 Matsushita ..... D24/200  
D727,514 S \* 4/2015 Matsushita ..... D24/200  
D729,398 S \* 5/2015 Park ..... D24/215  
D750,797 S \* 3/2016 Mannheim ..... D24/215  
D758,600 S \* 6/2016 Matsushita ..... D24/200  
2015/0150599 A1\* 6/2015 Matsushita ..... A61N 2/06  
604/20

\* cited by examiner

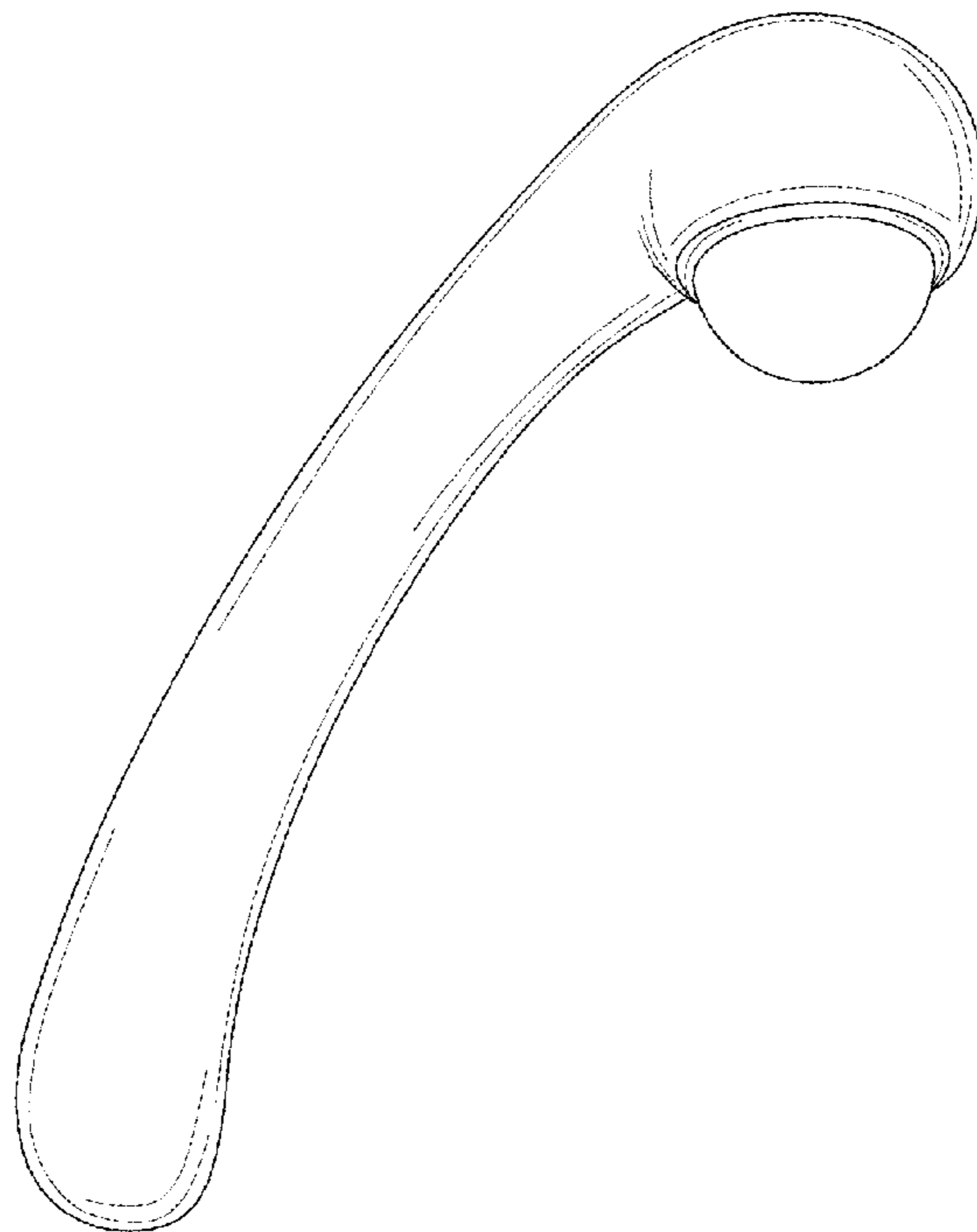
*Primary Examiner* — Sandra Snapp  
(74) *Attorney, Agent, or Firm* — Woodard, Emhardt,  
Moriarty, McNett & Henry LLP

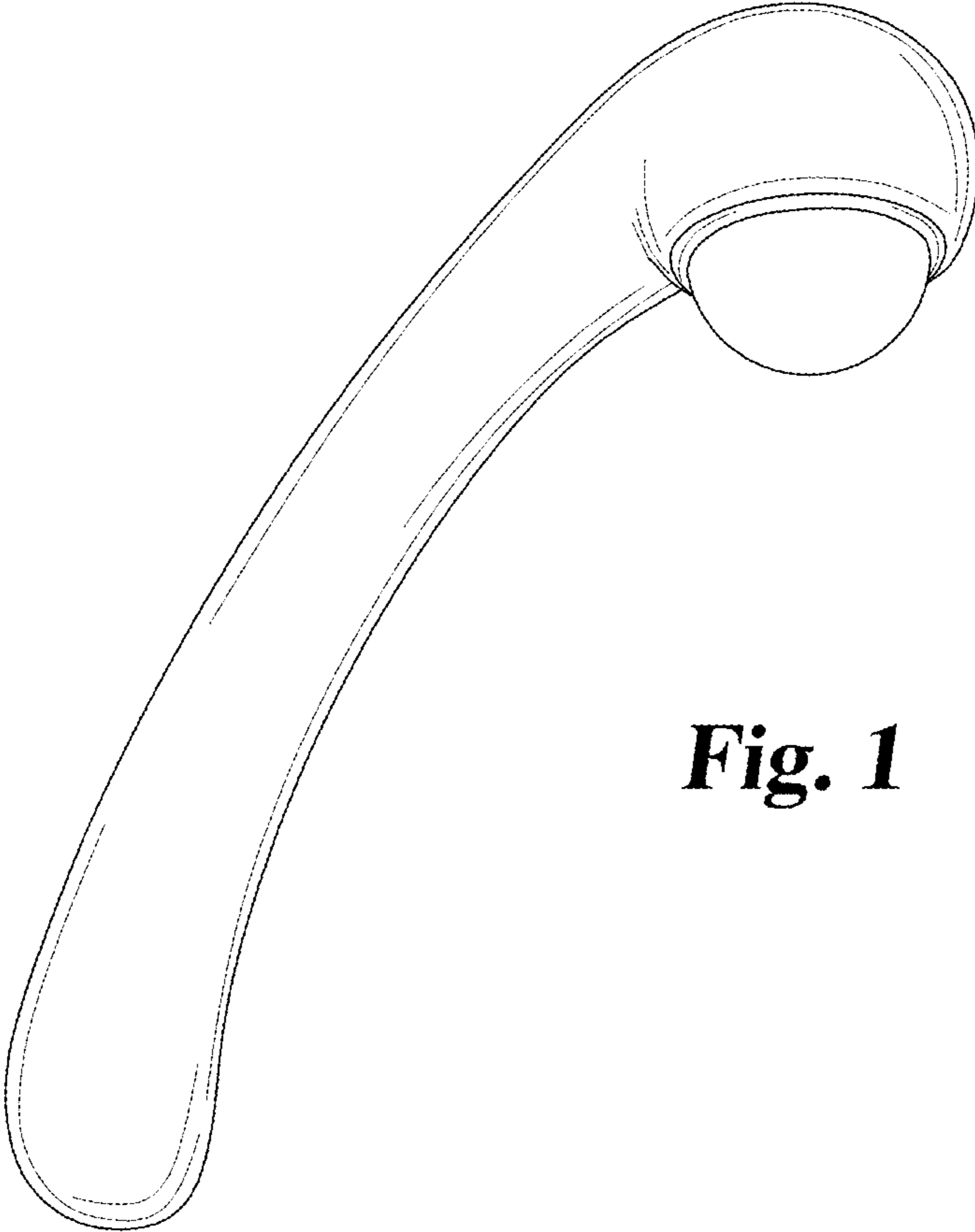
(57) **CLAIM**  
The ornamental design for a massage therapy device, as  
shown and described.

**DESCRIPTION**

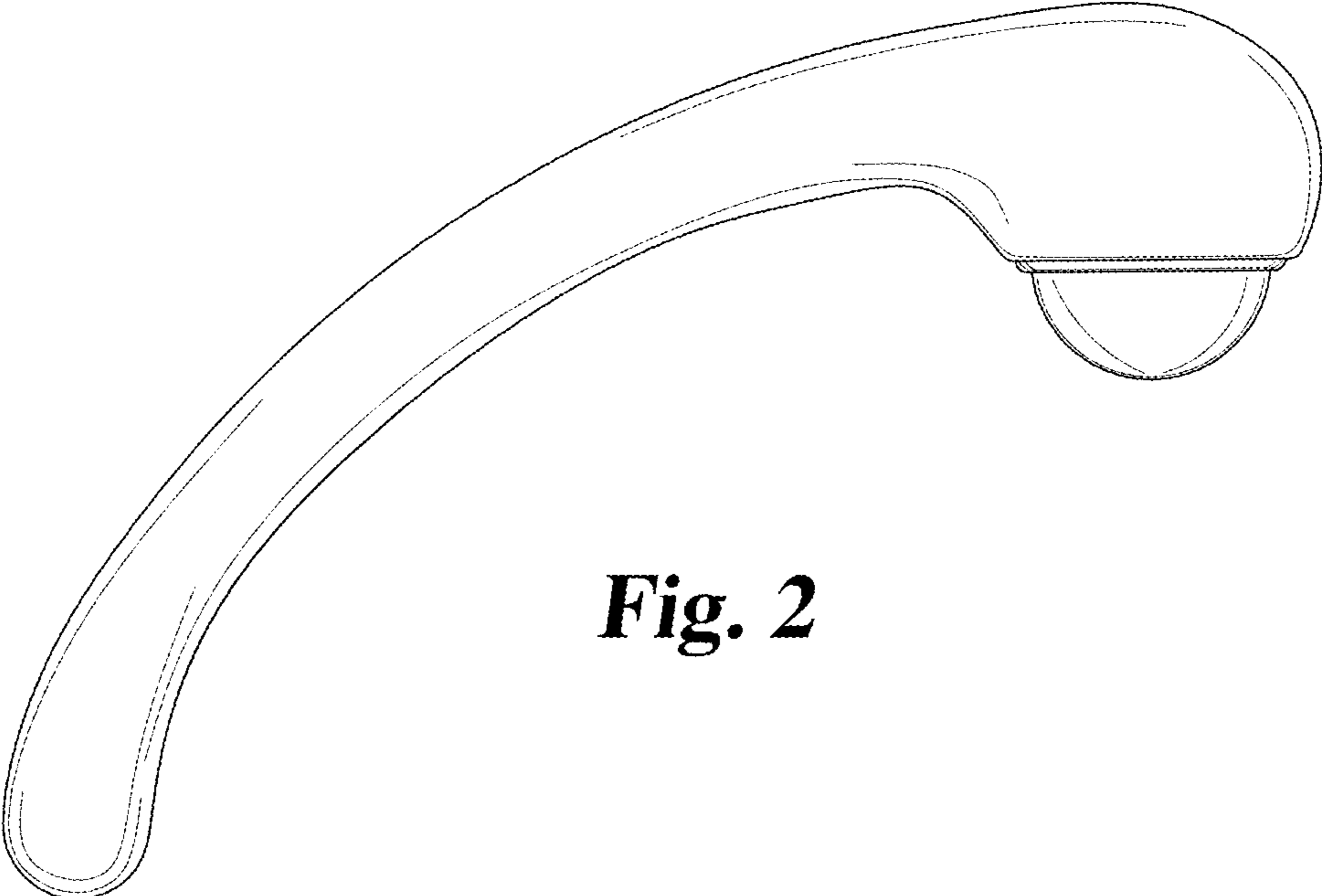
FIG. 1 is a perspective view of the massage therapy device.  
FIG. 2 is a side view of the massage therapy device, the  
opposite side view is a mirror image.  
FIG. 3 is a top view of the massage therapy device.  
FIG. 4 is a bottom view of the massage therapy device.  
FIG. 5 is a left end view of the massage therapy device; and,  
FIG. 6 is a right end view of the massage therapy device.

**1 Claim, 2 Drawing Sheets**







**Fig. 1**



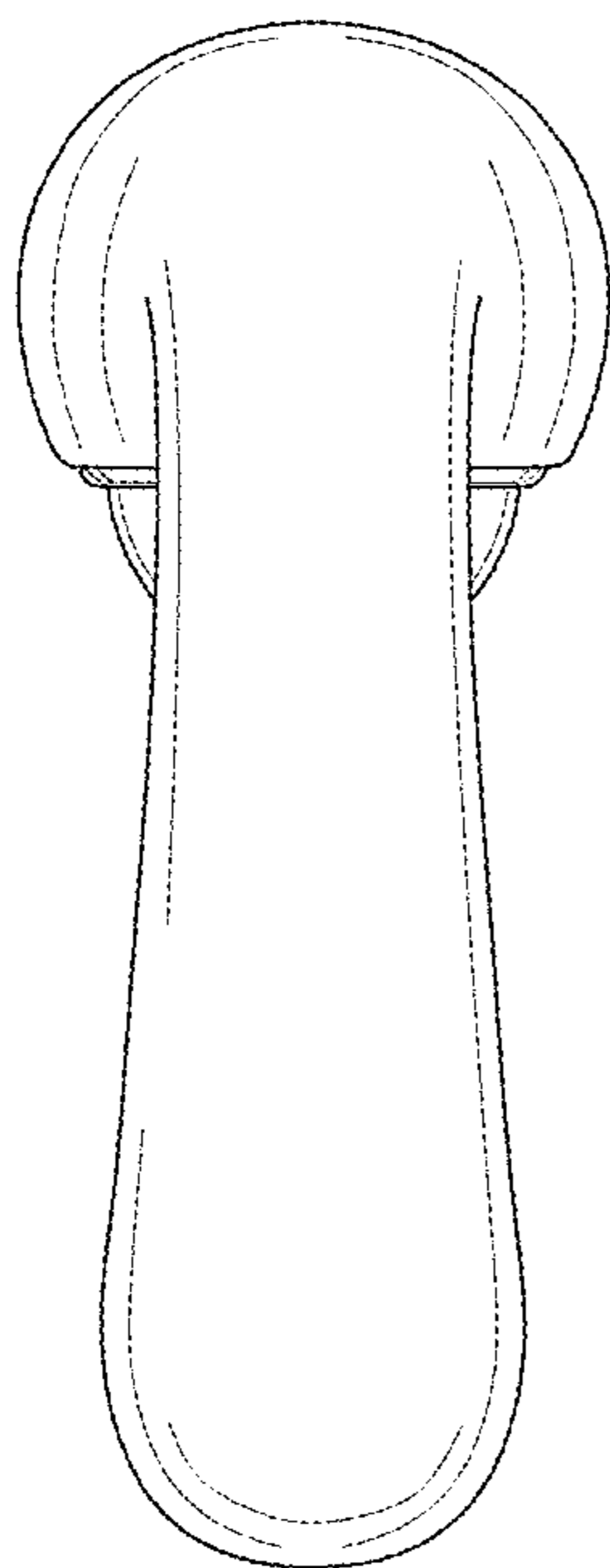
**Fig. 2**



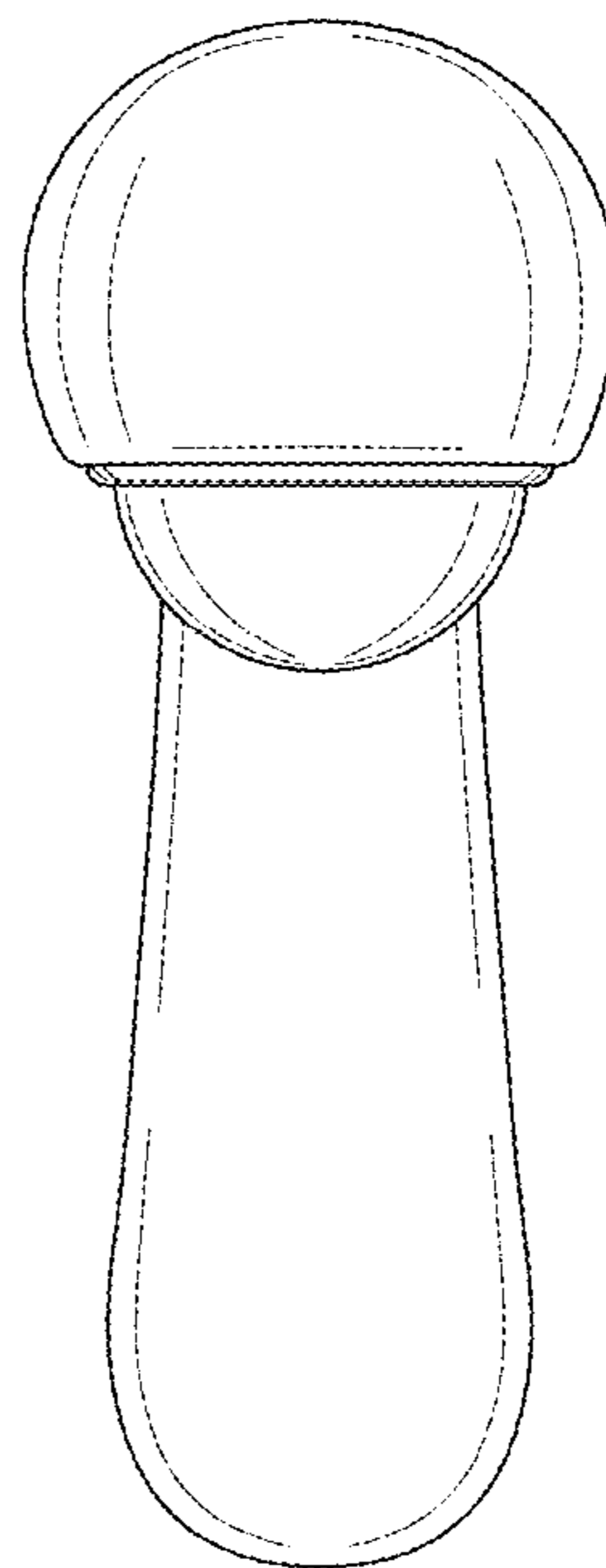
**Fig. 3**



**Fig. 4**



**Fig. 5**



**Fig. 6**