



US00D768308S

(12) **United States Design Patent** (10) **Patent No.:** **US D768,308 S**
Hetzel (45) **Date of Patent:** **** Oct. 4, 2016**

(54) **MASSAGE THERAPY DEVICE**

(56) **References Cited**

(71) Applicant: **John Hetzel**, Fairview Heights, IL (US)

U.S. PATENT DOCUMENTS

(72) Inventor: **John Hetzel**, Fairview Heights, IL (US)

D454,959 S *	3/2002	Harris	D24/214
D488,232 S *	4/2004	Nan	D24/215
D510,628 S *	10/2005	Talbot	D24/214
D530,822 S *	10/2006	Inubushi	D24/214
D620,601 S *	7/2010	TerMeer	D24/215
D652,527 S *	1/2012	Marshall	D24/215
D723,711 S *	3/2015	Elliott	D24/215
D729,398 S *	5/2015	Park	D24/215
D750,797 S *	3/2016	Mannheim	D24/215
D759,258 S *	6/2016	Staab	D24/211
D759,260 S *	6/2016	Topolovac	D24/215

(**) Term: **15 Years**

(21) Appl. No.: **29/546,053**

(22) Filed: **Nov. 18, 2015**

(51) **LOC (10) Cl.** **28-03**

(52) **U.S. Cl.**
USPC **D24/214**

* cited by examiner

(58) **Field of Classification Search**

USPC D24/200, 211, 212, 213, 214, 215;
601/19, 27-32, 46, 48, 52, DIG. 12,
601/DIG. 14, DIG. 15, DIG. 16, DIG. 17, 99,
601/112, 113, 118, 119, 120, 121;
D30/160; D14/218; D11/26

CPC A61H 19/30; A61H 19/32; A61H 19/34;
A61H 19/40; A61H 19/44; A61H 19/50;
A61H 19/00; A61H 2201/0153; A61H
2201/0207; A61H 2201/0263; A61H
2201/0111; A61H 2201/1253; A61H
2205/082; A61H 2205/085; A61H 15/0085;
A61H 15/0092

Primary Examiner — Sandra Snapp
(74) *Attorney, Agent, or Firm* — Woodard, Emhardt,
Moriarty, McNett & Henry LLP

(57) **CLAIM**

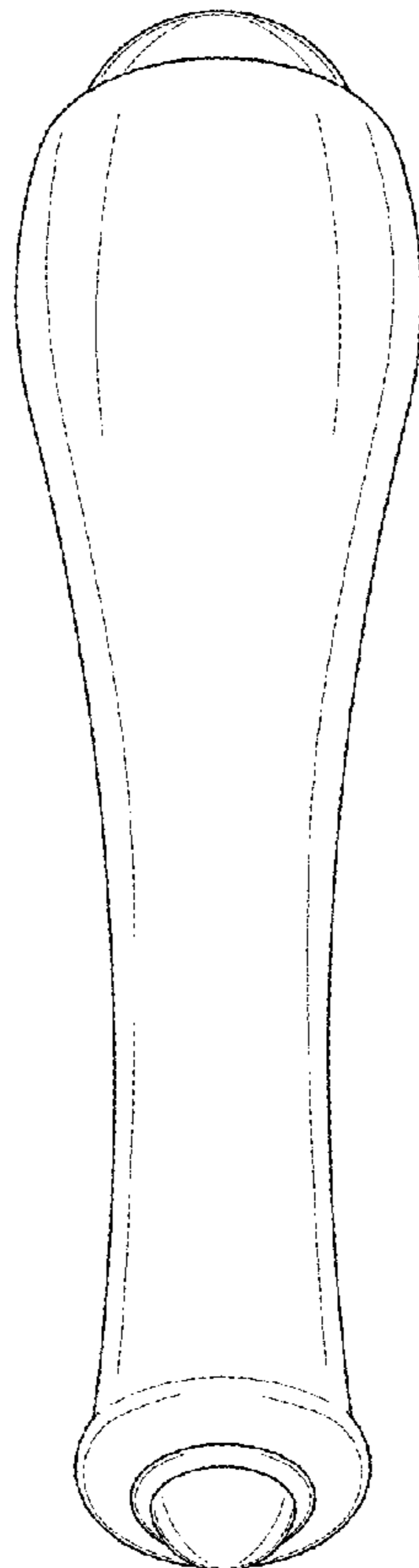
The ornamental design for a massage therapy device, as shown and described.

DESCRIPTION

FIG. 1 is a perspective view of the massage therapy device. FIG. 2 is a front view of the massage therapy device, the rear and side views are mirror images. FIG. 3 is a top view of the massage therapy device; and, FIG. 4 is a bottom view of the massage therapy device.

See application file for complete search history.

1 Claim, 1 Drawing Sheet



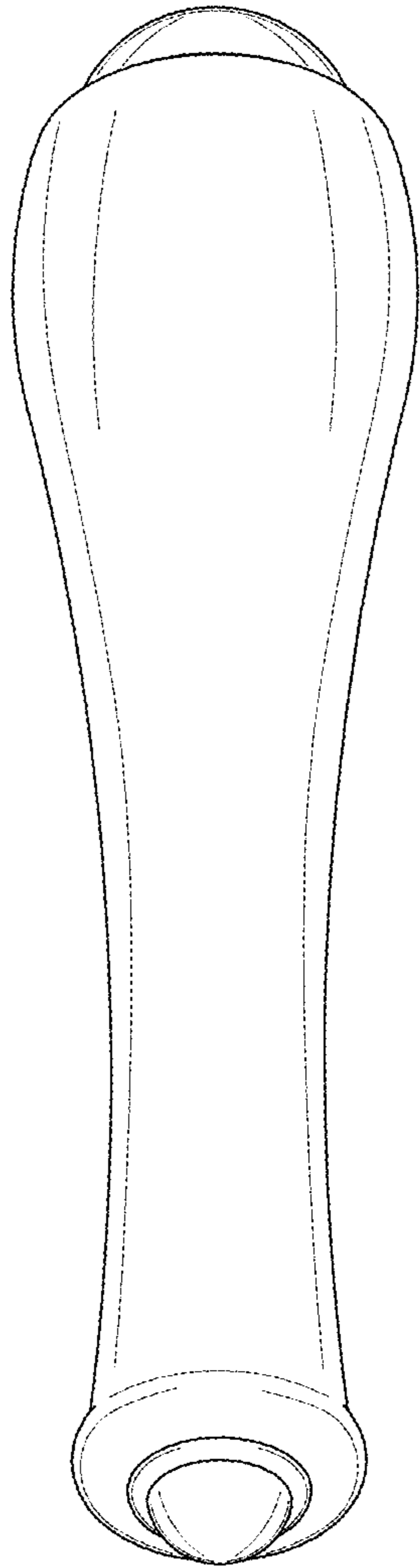


Fig. 1

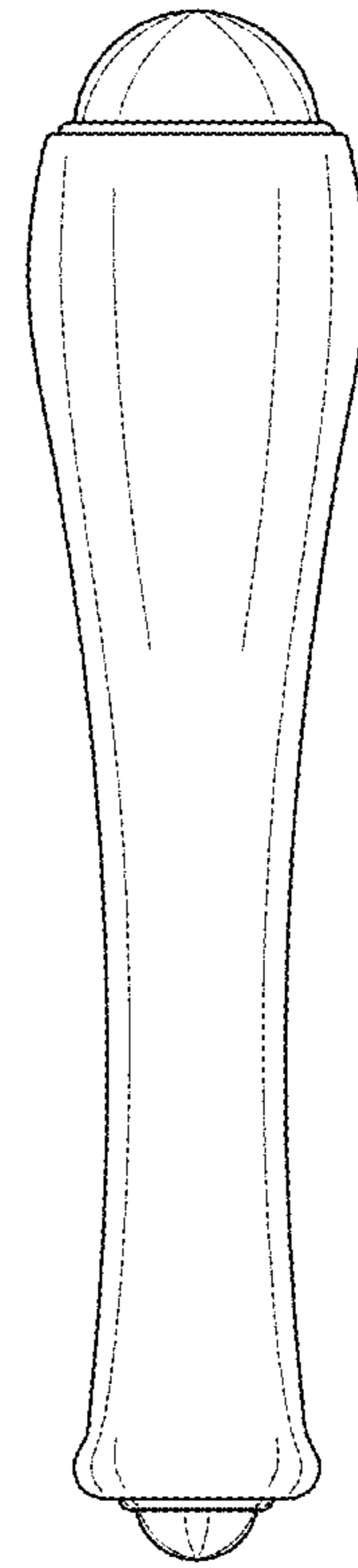


Fig. 2

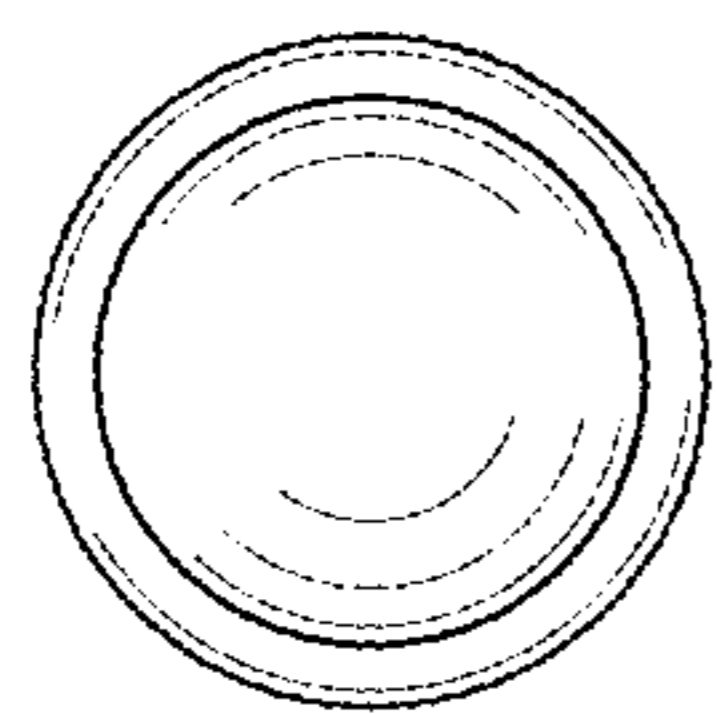


Fig. 3

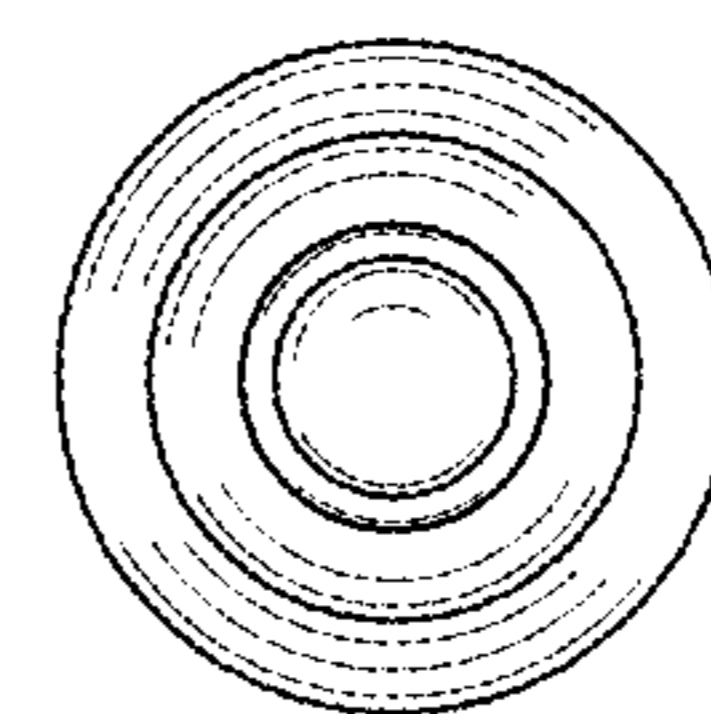


Fig. 4