



US00D768307S

(12) **United States Design Patent**
Hetzel

(10) **Patent No.:** **US D768,307 S**

(45) **Date of Patent:** **** Oct. 4, 2016**

(54) **MASSAGE THERAPY DEVICE**

(71) Applicant: **John Hetzel**, Fairveiw Heights, IL (US)

(72) Inventor: **John Hetzel**, Fairveiw Heights, IL (US)

(**) Term: **15 Years**

(21) Appl. No.: **29/546,052**

(22) Filed: **Nov. 18, 2015**

(51) **LOC (10) Cl.** **28-03**

(52) **U.S. Cl.**
USPC **D24/214**

(58) **Field of Classification Search**
USPC D24/200, 211, 212, 213, 214, 215;
601/19, 27-32, 46, 48, 52, DIG. 12,
601/DIG. 14, DIG. 15, DIG. 16, DIG. 17, 99,
601/112, 113, 118, 119, 120, 121;
D30/160; D14/218; D11/26
CPC A61H 19/30; A61H 19/32; A61H 19/34;
A61H 19/40; A61H 19/44; A61H 19/50;
A61H 19/00; A61H 2201/0153; A61H
2201/0207; A61H 2201/0263; A61H
2201/0111; A61H 2201/1253; A61H
2205/082; A61H 2205/085; A61H 15/0085;
A61H 15/0092

See application file for complete search history.

(56) **References Cited**

U.S. PATENT DOCUMENTS

D185,246 S * 5/1959 Taran 601/119
D317,204 S * 5/1991 Hennessey D24/211

D326,721 S * 6/1992 Ujifusa D24/200
D340,527 S * 10/1993 Goodell D11/40
D423,676 S * 4/2000 Lazio D24/211
D436,181 S * 1/2001 Lazio D24/214
D444,566 S * 7/2001 Thomas D24/214
D461,009 S * 7/2002 Viner D24/214
D554,270 S * 10/2007 Ano D24/214
D646,794 S * 10/2011 Hennessey D24/214
D669,591 S * 10/2012 Heininen D24/214
D689,620 S * 9/2013 Louis D24/215
D690,431 S * 9/2013 Nohr D24/215

* cited by examiner

Primary Examiner — Sandra Snapp

(74) *Attorney, Agent, or Firm* — Woodard, Emhardt,
Moriarty, McNett & Henry LLP

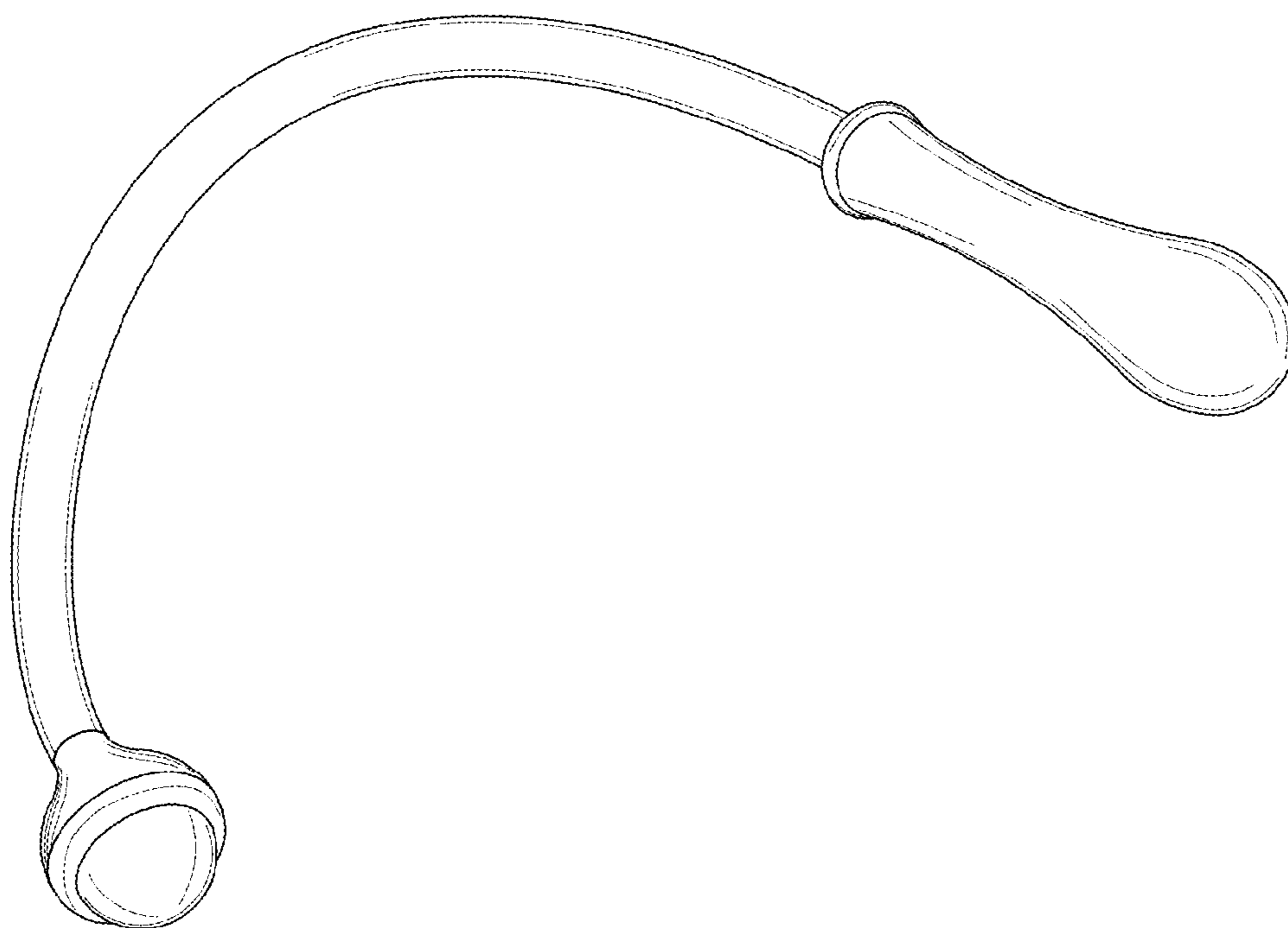
(57) **CLAIM**

The ornamental design for a massage therapy device, as shown and described.

DESCRIPTION

FIG. 1 is a perspective view of the massage therapy device. FIG. 2 is a side view of the massage therapy device, the opposite side view is a mirror image. FIG. 3 is a top view of the massage therapy device. FIG. 4 is a bottom view of the massage therapy device. FIG. 5 is a left end view of the massage therapy device; and, FIG. 6 is a right end view of the massage therapy device.

1 Claim, 2 Drawing Sheets



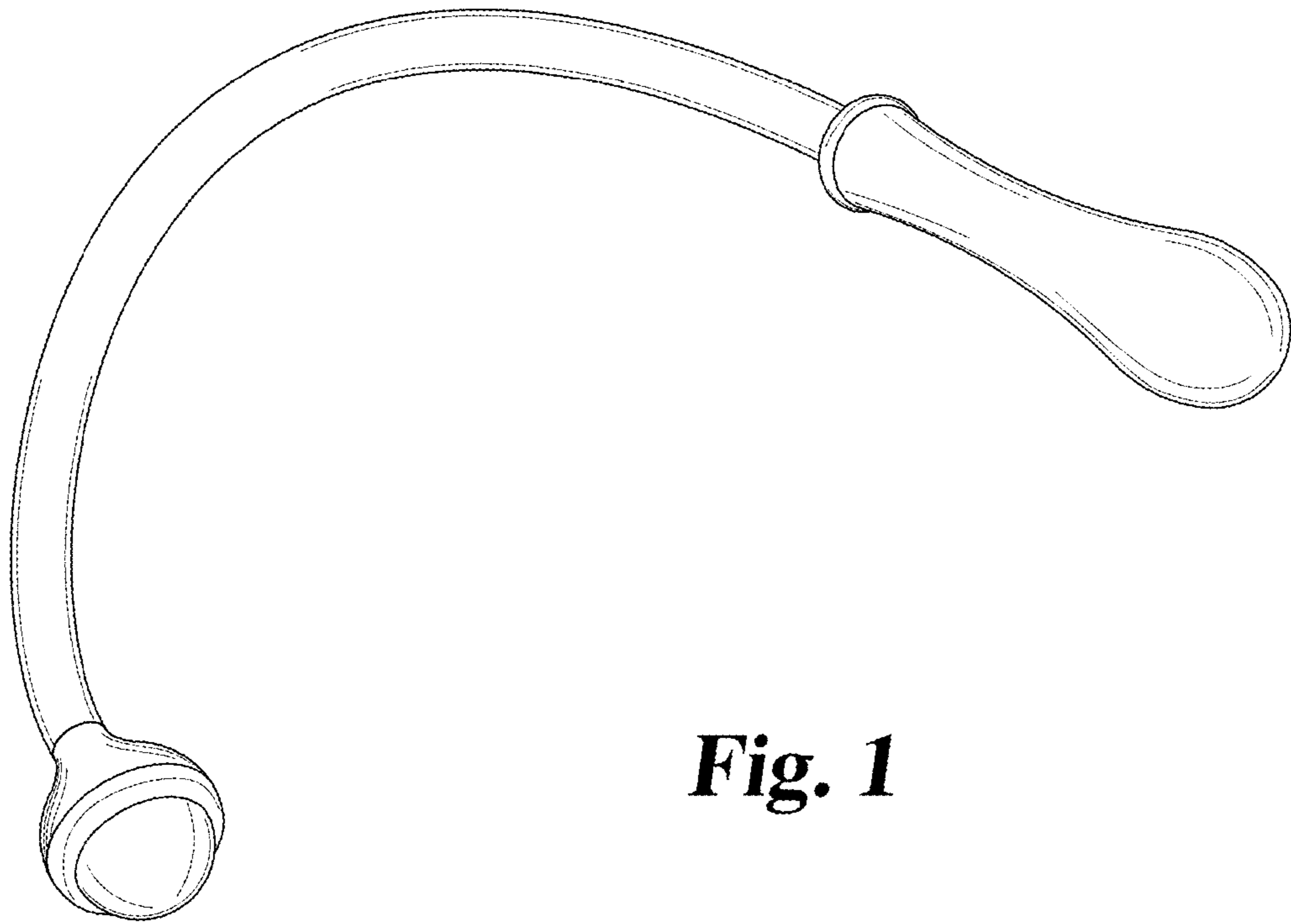


Fig. 1

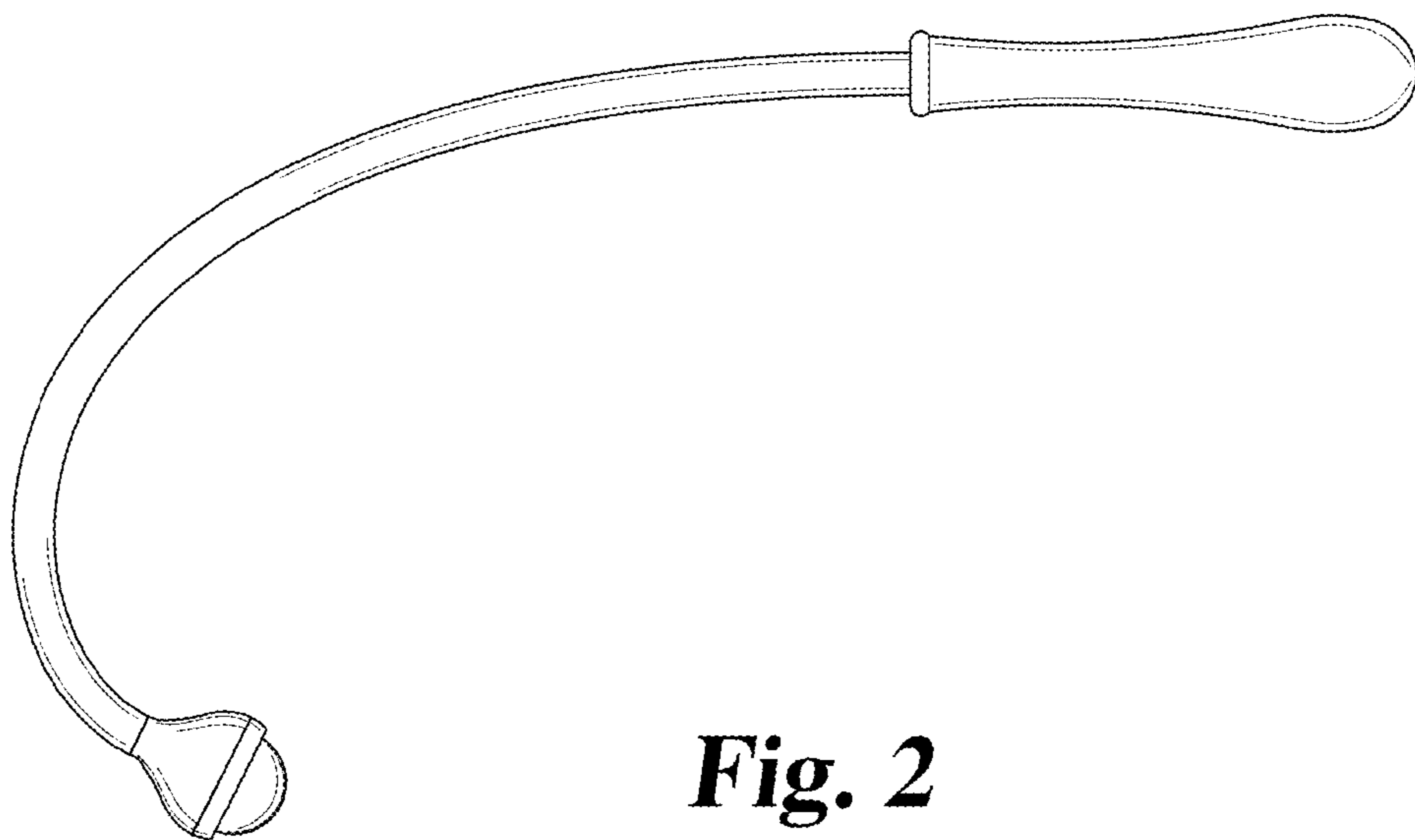


Fig. 2

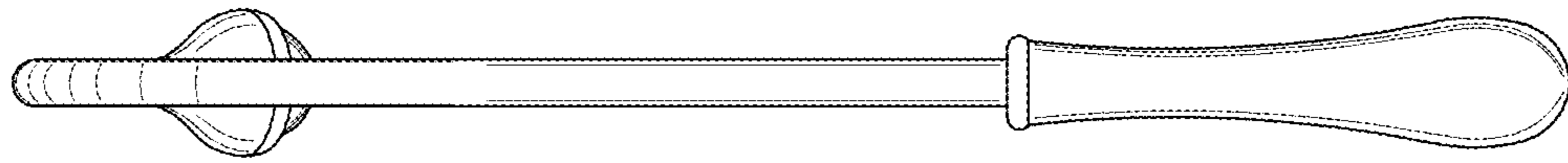


Fig. 3

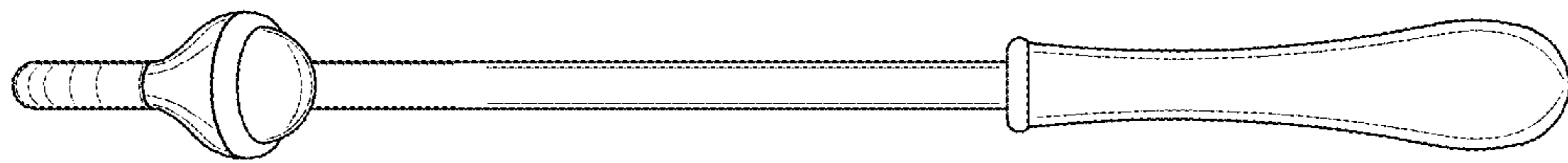


Fig. 4

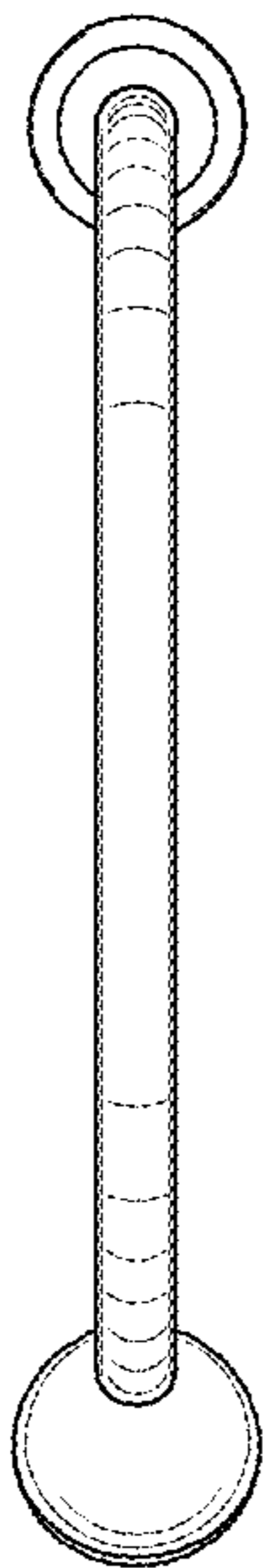


Fig. 5

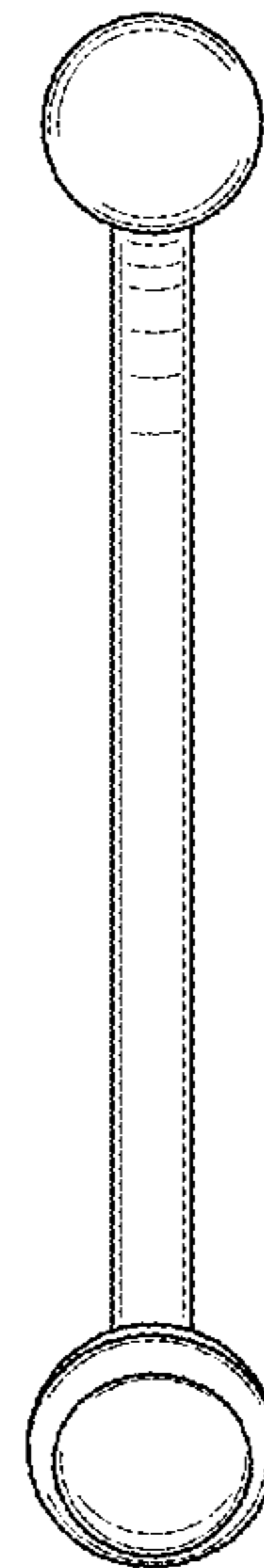


Fig. 6