



US00D768306S

(12) **United States Design Patent**  
**Biser et al.**

(10) **Patent No.:** **US D768,306 S**  
(45) **Date of Patent:** **\*\* Oct. 4, 2016**

(54) **STRAP BAND**

(71) Applicant: **Seth A. Biser**, Fleetwood, NY (US)

(72) Inventors: **Seth A. Biser**, Fleetwood, NY (US);  
**Angela Kostrisky-Haws**, Fleetwood,  
NY (US)

(\*\*) Term: **15 Years**

(21) Appl. No.: **29/545,252**

(22) Filed: **Nov. 11, 2015**

**Related U.S. Application Data**

(63) Continuation-in-part of application No. 14/775,534,  
filed as application No. PCT/US2014/028482 on Mar.  
14, 2014, which is a continuation-in-part of  
application No. 14/179,290, filed on Feb. 12, 2014.

(51) **LOC (10) Cl.** ..... **24-04**

(52) **U.S. Cl.**  
USPC ..... **D24/206**

(58) **Field of Classification Search**  
USPC ..... D24/206–208, 189, 191, 200, 136, 127;  
D10/71

CPC ..... A61F 9/027; A61F 7/00; A61F 7/02;  
A61F 7/10; A61F 2007/0003; A61F  
2007/0004; A61F 2007/0228; A61F  
2007/0212; A61F 2007/0231

See application file for complete search history.

(56) **References Cited**

**U.S. PATENT DOCUMENTS**

2,526,582 A 10/1950 Rowan  
4,190,054 A 2/1980 Brennan

(Continued)

**FOREIGN PATENT DOCUMENTS**

DE 102010033343 2/2012

**OTHER PUBLICATIONS**

PCT/US2014/028482, Written Opinion, dated Jul. 21, 2014, 6  
pages—English.

(Continued)

*Primary Examiner* — Wan Laymon

(74) *Attorney, Agent, or Firm* — Andrew F. Young, Esq.;  
Lackebach Siegel, LLP

(57) **CLAIM**

The ornamental design for a strap band, as shown and  
described.

**DESCRIPTION**

FIG. 1 is a top perspective view of a strap band showing a  
first embodiment of the present invention.

FIG. 2 is a left side elevation view of FIG. 1.

FIG. 3 is a right side elevation view of FIG. 1.

FIG. 4 is a front side elevation view of FIG. 1.

FIG. 5 is a rear side elevation view of FIG. 1.

FIG. 6 is a top plan view of FIG. 1.

FIG. 7 is a bottom plan view of FIG. 1.

FIG. 8 is a top perspective view of a strap band showing a  
second embodiment of the present invention.

FIG. 9 is a left side elevation view of FIG. 8.

FIG. 10 is a right side elevation view of FIG. 8.

FIG. 11 is a front side elevation view of FIG. 8.

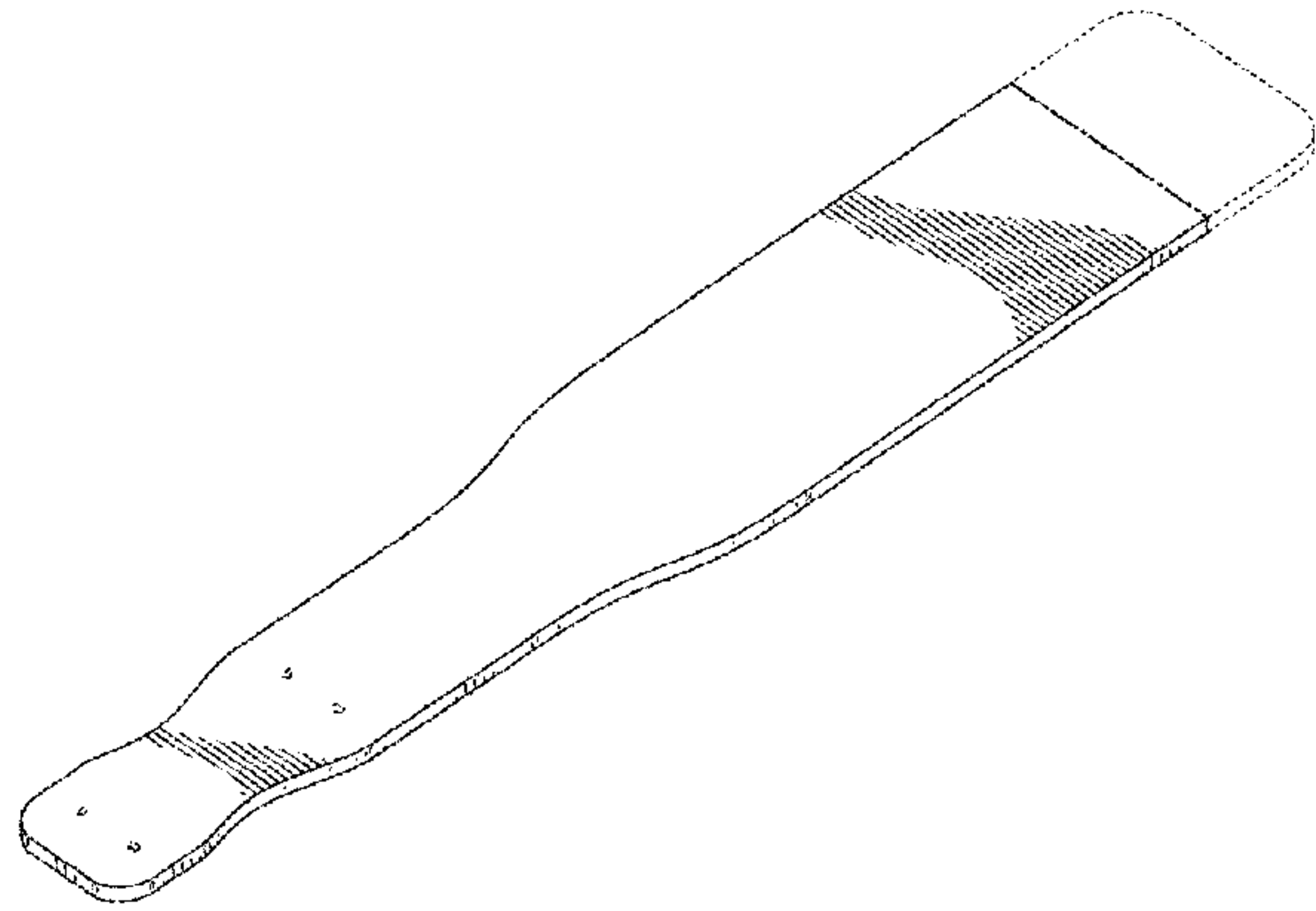
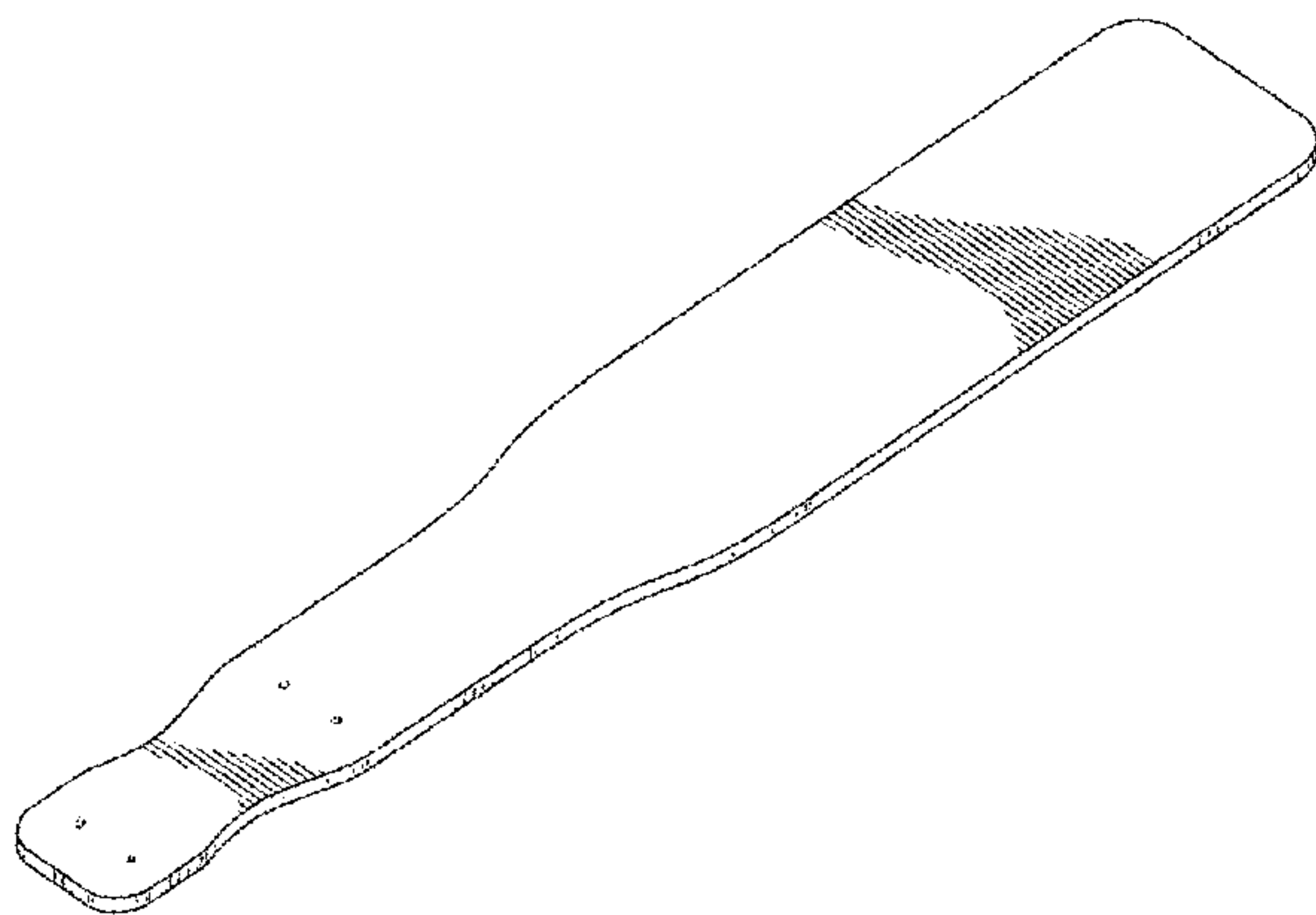
FIG. 12 is a rear side elevation view of FIG. 8.

FIG. 13 is a top plan view of FIG. 8; and,

FIG. 14 is a bottom plan view of FIG. 8.

The broken lines shown in the figures represent portions of  
the strap band and form no part of the claimed design. The  
dash-dot-dash-dot broken lines define the bounds of the  
claimed design and form no part thereof. The surfaces are  
lightly lined for contour only. No claim is made to surface  
texture of the particular design.

**1 Claim, 10 Drawing Sheets**



(56)

**References Cited**

U.S. PATENT DOCUMENTS

4,243,041 A 1/1981 Paul  
 4,953,544 A \* 9/1990 Hansen ..... A61F 7/10  
 428/903  
 6,193,740 B1 \* 2/2001 Rodriguez ..... A61F 9/04  
 606/204.15  
 6,202,845 B1 3/2001 Hill  
 6,241,711 B1 6/2001 Weissberg et al.  
 D463,564 S \* 9/2002 Siegwart ..... D24/189  
 6,589,272 B1 7/2003 Sheikh  
 D504,951 S \* 5/2005 Johnston ..... D24/189  
 7,794,486 B2 \* 9/2010 Quincy, III ..... A61F 2007/0228  
 607/108  
 8,636,786 B2 1/2014 Biser  
 8,784,391 B1 7/2014 Biser  
 2005/0187502 A1 \* 8/2005 Krempel ..... A61F 7/02  
 602/5

2005/0278008 A1 \* 12/2005 Ladmer ..... A61F 7/02  
 607/109  
 2009/0287282 A1 11/2009 Biser et al.  
 2009/0287283 A1 11/2009 Biser et al.  
 2011/0178585 A1 7/2011 Biser  
 2014/0277303 A1 9/2014 Biser et al.

OTHER PUBLICATIONS

PCT/US2014/028482, International Search Report, dated Aug. 11, 2014, 2 pages—English.  
 PCT/US2009/044327, Written Opinion, dated Jul. 16, 2009, 6 pages—English.  
 PCT/US2009/044327, International Search Report, dated Jul. 16, 2009, 2 pages—English.

\* cited by examiner

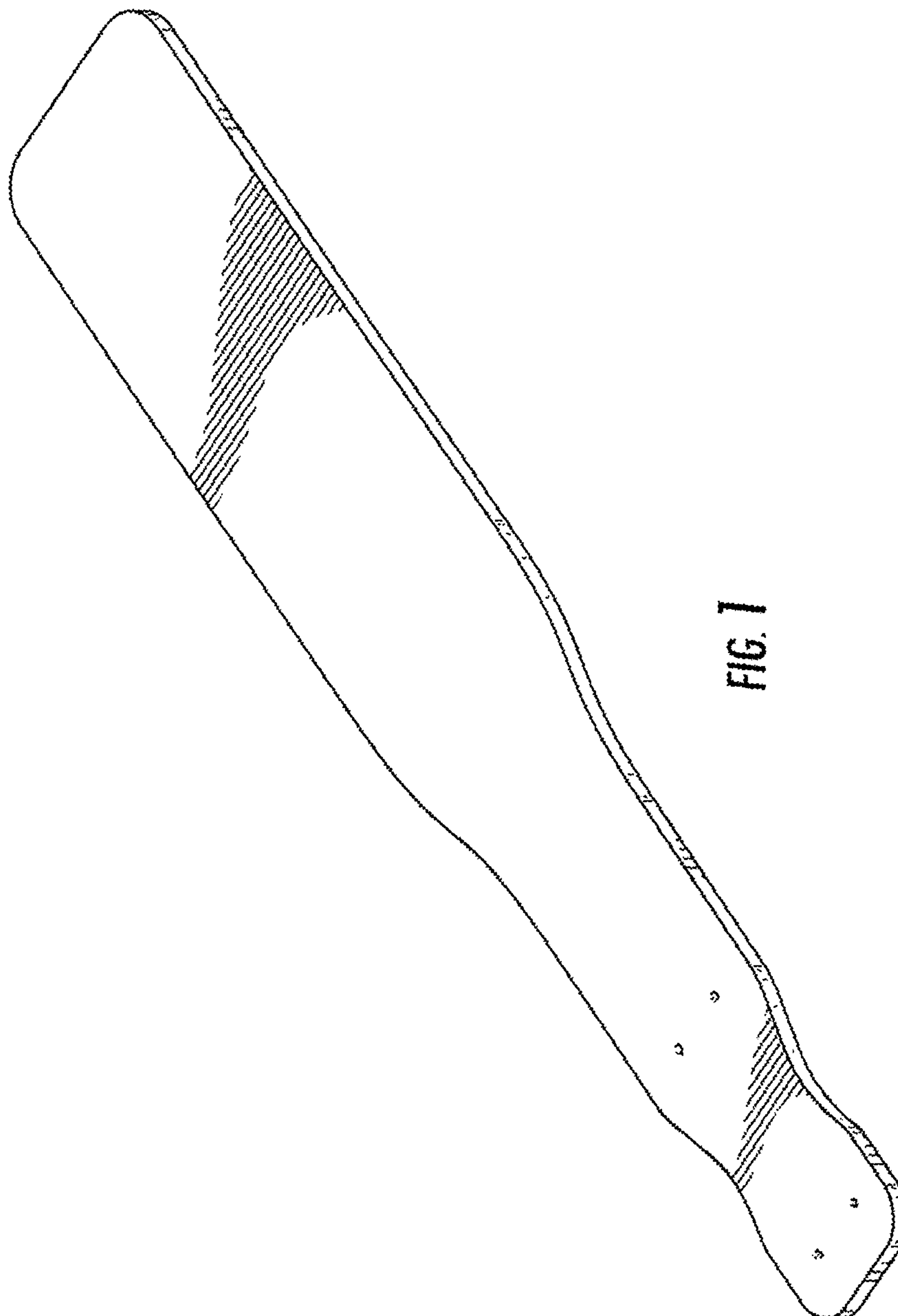


FIG. 1



**FIG. 2**



**FIG. 3**



FIG. 4

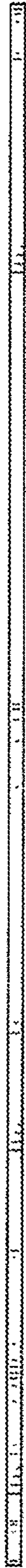


FIG. 5

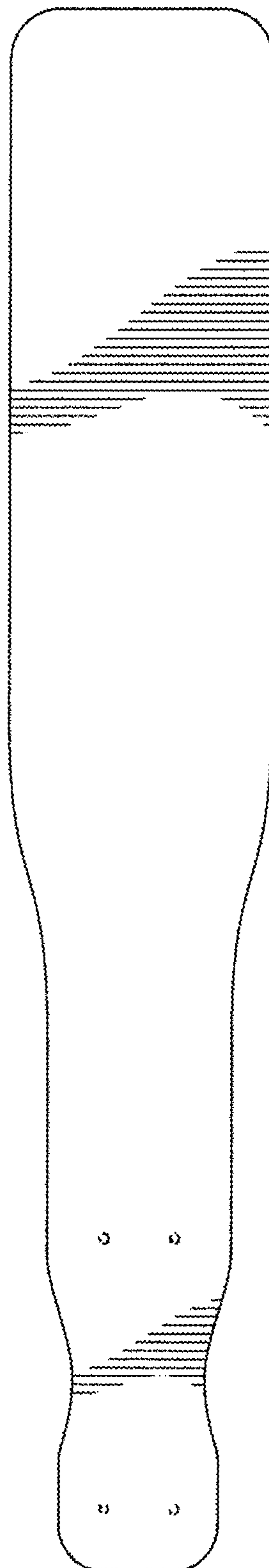


FIG. 6

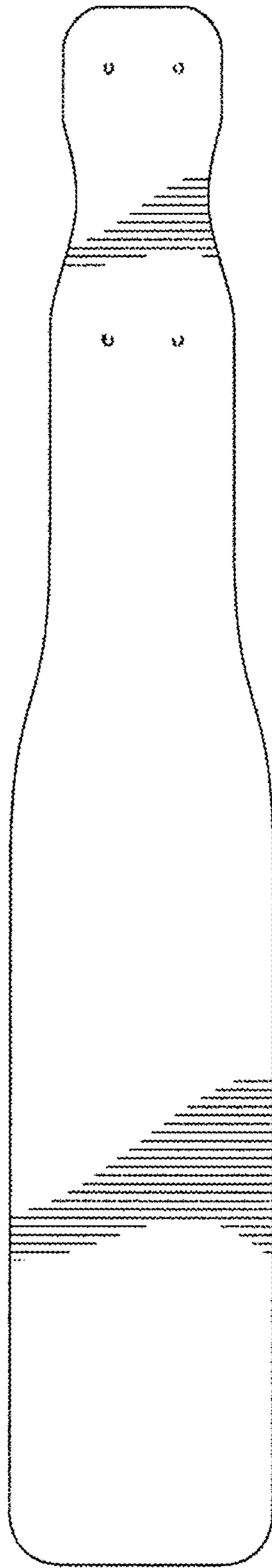
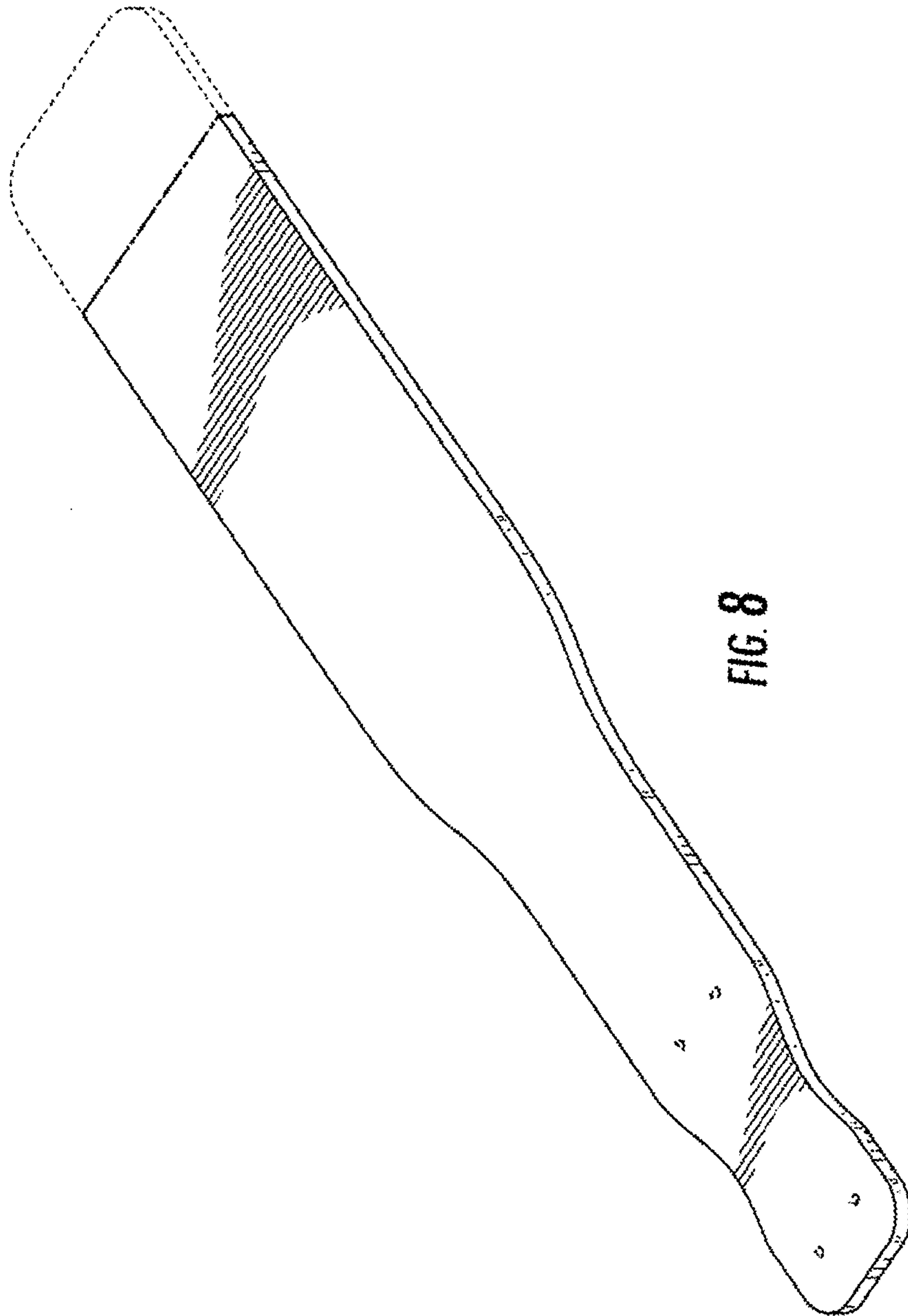


FIG. 7










**FIG. 9**



**FIG. 10**

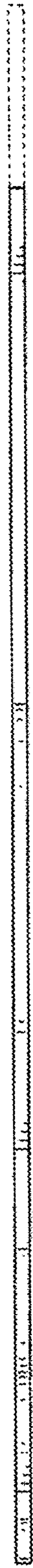


FIG. 11

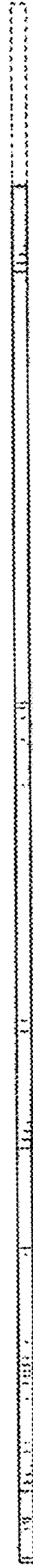


FIG. 12

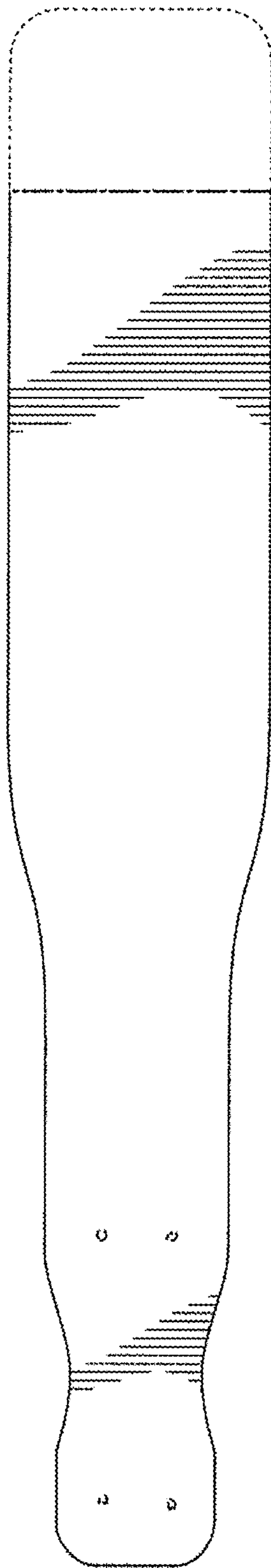


FIG. 13

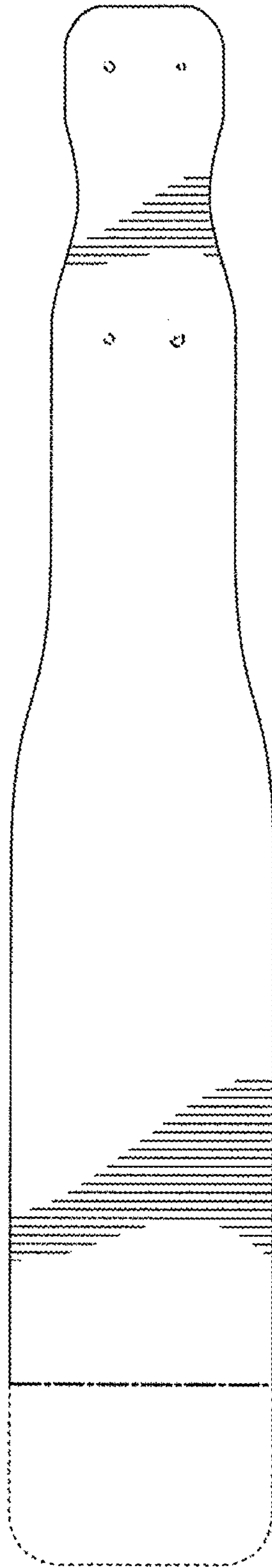


FIG. 14