



US00D768289S

(12) **United States Design Patent** (10) **Patent No.:** **US D768,289 S**  
**Hyde et al.** (45) **Date of Patent:** **\*\* Oct. 4, 2016**

(54) **DUAL ROLLER PUMP ASSEMBLY**  
(71) Applicant: **MAQUET Cardiopulmonary GmbH**, Rastatt (DE)  
(72) Inventors: **Aidan Hyde**, Collingswood, NJ (US); **Patrick Adee**, Warwick, NY (US); **William James Repka**, Parsippany, NJ (US); **Daniel A Walters**, Rockaway Township, NJ (US); **Daniel Medart**, Stahnsdorf (DE); **Roland Hopp**, Hamburg (DE); **Thomas Märzke**, Hamburg (DE); **Manfred Held**, Hamburg (DE)  
(73) Assignee: **MAQUET CARDIOPULMONARY GmbH**, Rastatt (DE)  
(\*\*) Term: **15 Years**  
(21) Appl. No.: **29/526,800**  
(22) Filed: **May 13, 2015**  
(51) **LOC (10) Cl.** ..... **24-02**  
(52) **U.S. Cl.**  
USPC ..... **D24/111**  
(58) **Field of Classification Search**  
USPC ..... D15/7-9; D23/231, 232, 225; 417/60, 417/235, 265, 321, 355, 358, 363, 359, 417/410.1, 415-416, 405, 900, 476, 63, 417/477.1, 477.3; 60/408, 412; 184/26-37; 415/140-147; 123/495, 509; 137/565.34; D24/108, 111, 164, 169; 604/135  
CPC ..... F02M 37/04; F02M 37/14; F04B 43/12  
See application file for complete search history.

(56) **References Cited**  
**U.S. PATENT DOCUMENTS**  
2,899,905 A \* 8/1959 Becher ..... F04B 43/0072 251/6  
D254,806 S \* 4/1980 Kitai ..... D10/85  
(Continued)

**OTHER PUBLICATIONS**  
SORIN | S5 Brochure, Sorin Group USA, Inc., 2010  
(Continued)

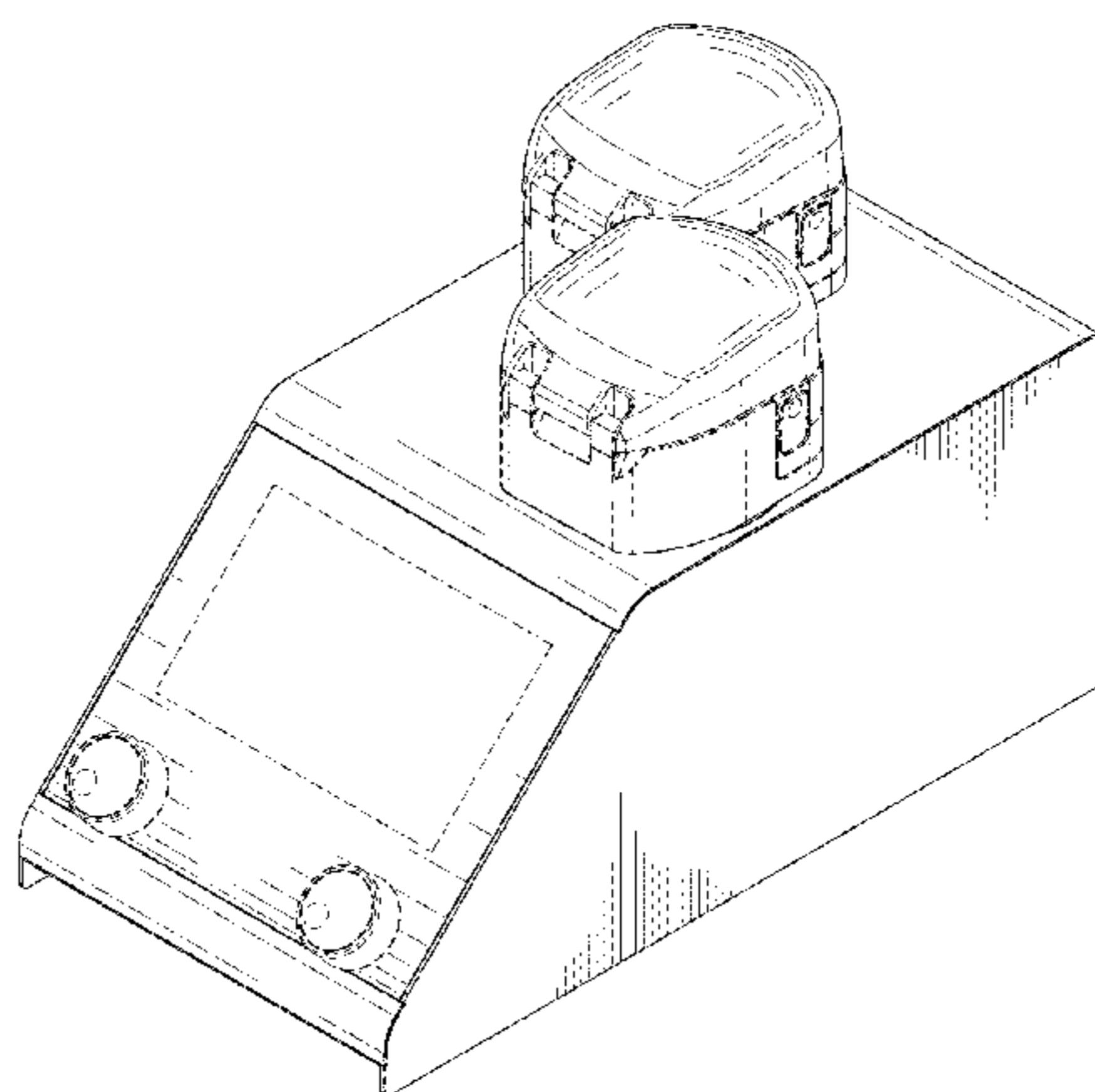
*Primary Examiner* — Ralf Seifert  
(74) *Attorney, Agent, or Firm* — Wesley Scott Ashton; Kirk Swenson

(57) **CLAIM**  
The ornamental design for a dual roller pump assembly, as shown and described.

**DESCRIPTION**

FIG. 1 is an oblique perspective view of the dual roller pump assembly of this disclosure.  
FIG. 2 is a front view of the dual roller pump assembly of this disclosure.  
FIG. 3 is a rear view of the dual roller pump assembly of this disclosure.  
FIG. 4 is a side view of the left-hand side of the dual roller pump assembly of this disclosure.  
FIG. 5 is a side view of the right-hand side of the dual roller pump assembly of this disclosure.  
FIG. 6 is a plan view of the dual roller pump assembly of this disclosure.  
FIG. 7 is a bottom view of the dual roller pump assembly of this disclosure.  
FIG. 8 is an oblique perspective view of dual roller pump assembly showing a second embodiment of this disclosure; FIG. 9 is a front view of the dual roller pump assembly of the embodiment of FIG. 8.  
FIG. 10 is a rear view of the dual roller pump assembly of the embodiment of FIG. 8.  
FIG. 11 is a side view of the left-hand side of the dual roller pump assembly of the embodiment of FIG. 8.  
FIG. 12 is a side view of the right-hand side of the dual roller pump assembly of the embodiment of FIG. 8.  
FIG. 13 is a plan view of the dual roller pump assembly of the embodiment of FIG. 8; and,  
FIG. 14 is a bottom view of the dual roller pump assembly of the embodiment of FIG. 8.  
The broken line showing of edges and a fitting is included for the purpose of illustrating environmental matter and forms no part of the claimed design.

**1 Claim, 14 Drawing Sheets**



(56)

References Cited

U.S. PATENT DOCUMENTS

D277,602 S \* 2/1985 Benson ..... D15/7  
 4,568,011 A 2/1986 DeArmitt et al.  
 D285,347 S \* 8/1986 Nelson ..... D24/111  
 D328,952 S \* 8/1992 Arioka ..... D10/46  
 5,538,405 A \* 7/1996 Patno ..... A61M 1/3693  
 417/326  
 5,637,095 A \* 6/1997 Nason ..... A61M 5/14244  
 604/135  
 D443,881 S 6/2001 Tsai  
 7,001,153 B2 \* 2/2006 McDowell ..... F04B 43/1253  
 417/477.1  
 D537,845 S \* 3/2007 Shimizu ..... D15/9  
 7,252,485 B2 \* 8/2007 Ito ..... F04B 43/1253  
 417/477.3  
 D573,608 S \* 7/2008 Chan ..... D15/7  
 D619,241 S \* 7/2010 Olsson ..... D24/107  
 D641,383 S \* 7/2011 Gruber ..... D15/7  
 D642,203 S 7/2011 Yoshimura et al.  
 D648,352 S 11/2011 Hsiao  
 D712,435 S \* 9/2014 Kodera ..... D15/7  
 D735,319 S \* 7/2015 Sabin ..... D24/111  
 D735,865 S \* 8/2015 Nishimura ..... D24/164  
 D739,026 S \* 9/2015 Anger ..... D24/164  
 2014/0127063 A1 5/2014 Petersen et al.

OTHER PUBLICATIONS

MetaVision Perfusion™, A point-of-care clinical information system for perfusionists, Maquet Getinge Group 2015 <<http://www.maquet.com/int/products/metavision-perfusion/>>.

Heart-Lung Machine HL20 Brochure, Maquet Cardiopulmonary AG 2012.  
 “Heart Lung Machine Fundraising.” Aug. 18, 2015. Web. Nov. 6, 2015. <<http://www.heartcentreforchildren.com.au/heart-lung-machine-fundraising.html>>.  
 Heart-lung machines. surgeryencyclopedia.com. Advameg, Inc. 2015. Web. Nov. 5, 2015. <<http://www.surgeryencyclopedia.com/Fi-La/Heart-Lung-Machines.html>>.  
 Machine coeur-poumon HL30. Feb. 21, 2013. Web. Nov. 18, 2015. <<file:///C:/Users/u2002449/Downloads/mes-130225-MachineCoeurPoumonHL30-Maquet.pdf>>.  
 Terumo Advanced Perfusion System 1. Terumo Cardiovascular Group. Nov. 2014. Web. Nov. 18, 2015. <[http://www.terumo-cvs.com/doc/848594\\_Terumo-System1\\_Brochure%20\\_Nov2013\\_LowRes\\_Pgs.pdf](http://www.terumo-cvs.com/doc/848594_Terumo-System1_Brochure%20_Nov2013_LowRes_Pgs.pdf)>.  
 Product Catalog Jostra HL 20. Maquet Cardiopulmonary AG. Web. Nov. 18, 2015. <[http://glavm.ru/upload/information\\_system\\_18/2/8/7/item\\_287/information\\_items\\_property\\_343.pdf](http://glavm.ru/upload/information_system_18/2/8/7/item_287/information_items_property_343.pdf)>.  
 Sorin article, <http://www.sorin.com/products/cardiac-surgery/perfusion/hlm/s5>, printed on Jun. 13, 2015, 11 pages.  
 Hessel, Eugene A., “Circuitry and Cannulation Techniques”, Chapter 5, Cardiopulmonary Bypass: Principles and Practices, edited by Glenn P. Gravlee, 3rd edition, 2008, pp. 63-65.  
 SORIN | S5 System Operating Instructions, Sorin Group Deutschland GmbH, 2006, 2007.

\* cited by examiner

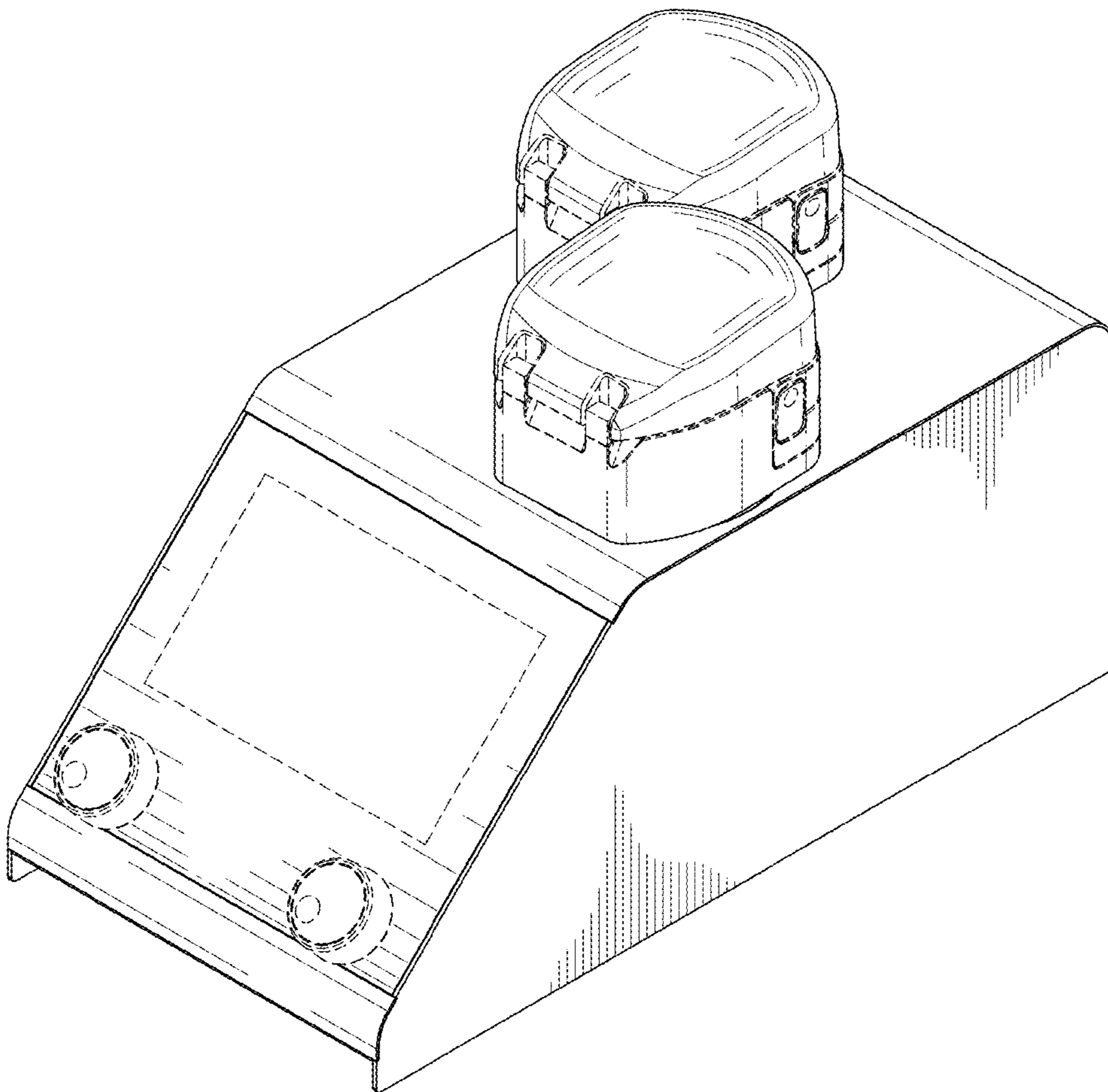


FIG. 1

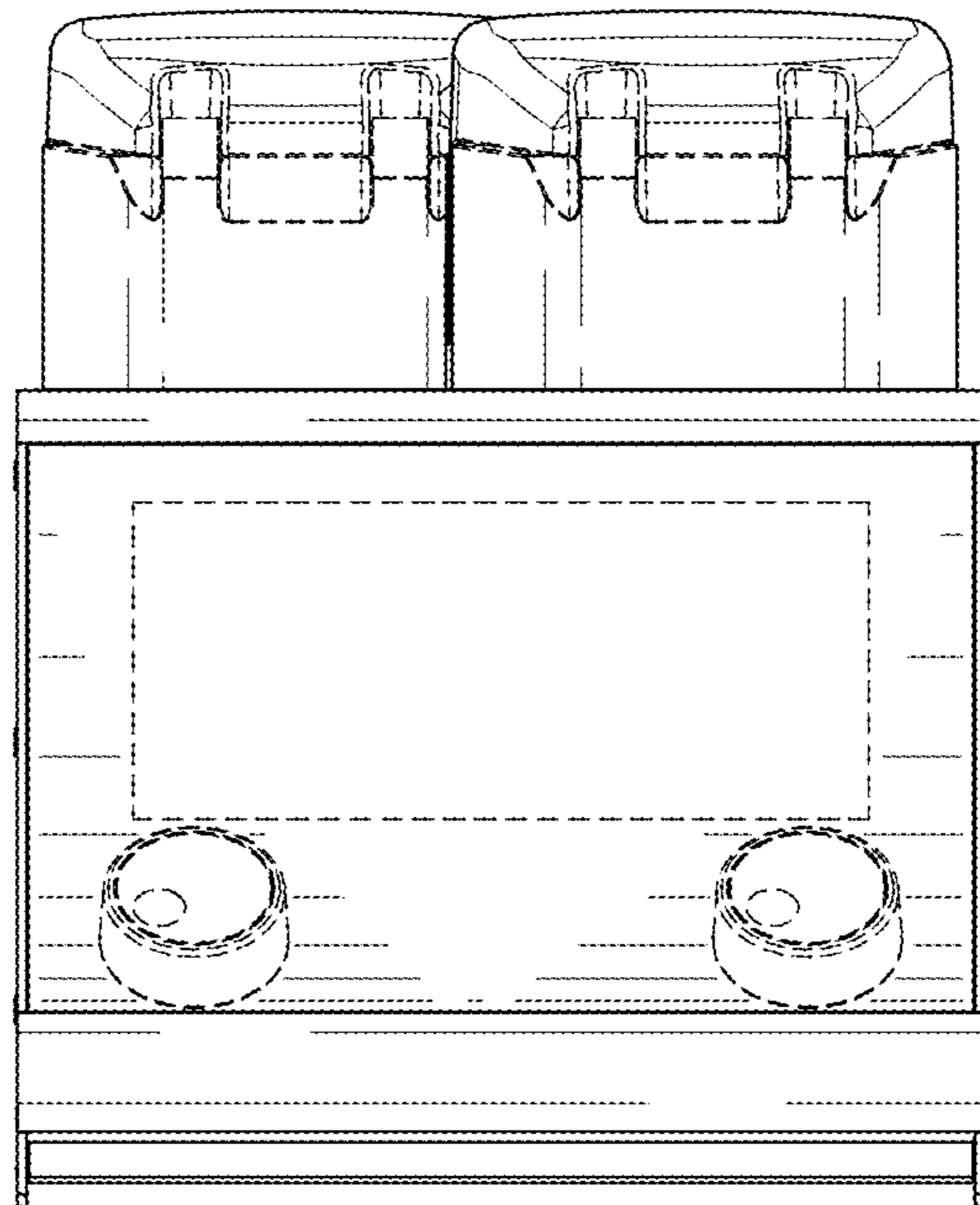


FIG. 2

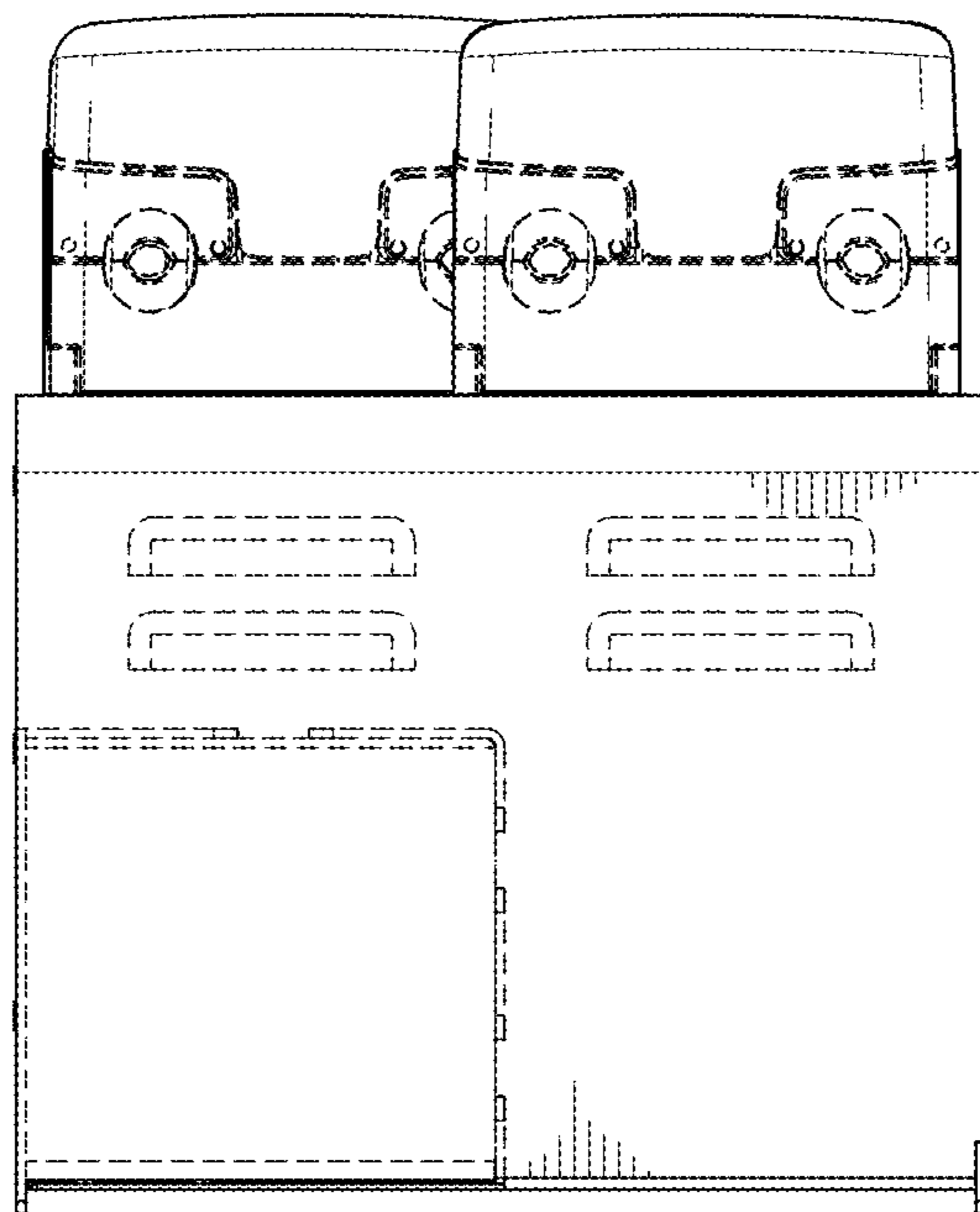


FIG.3

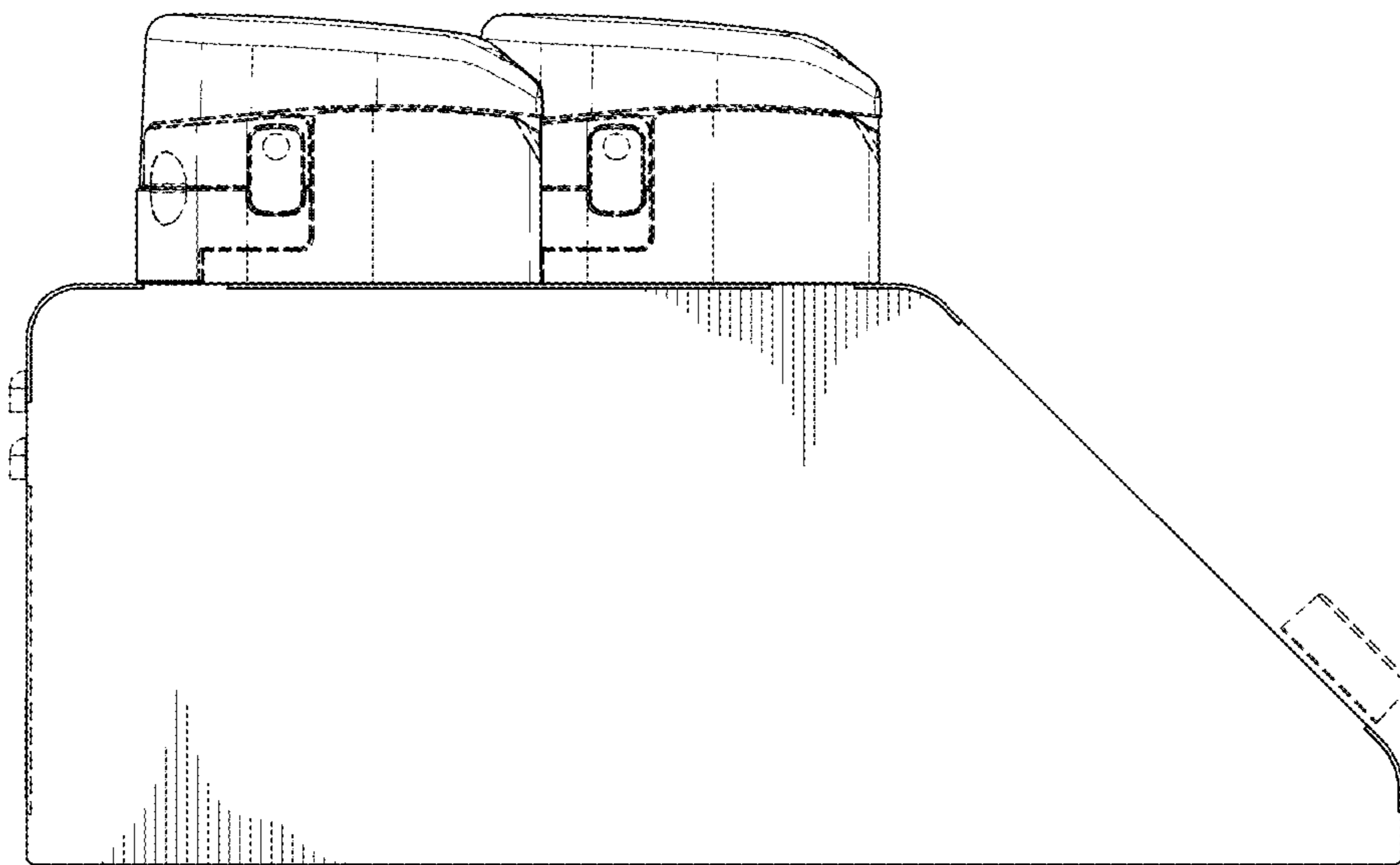


FIG.4

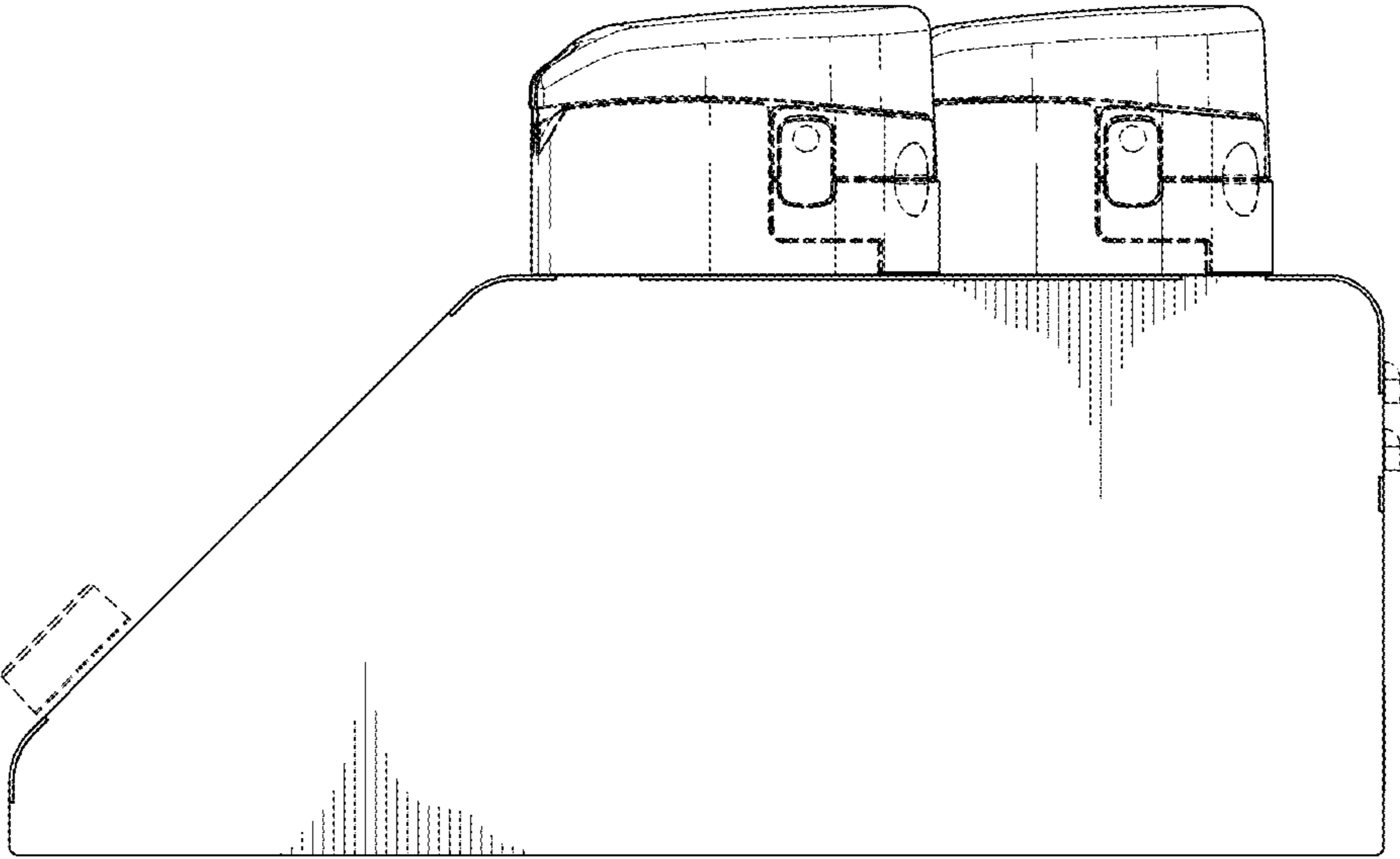


FIG. 5

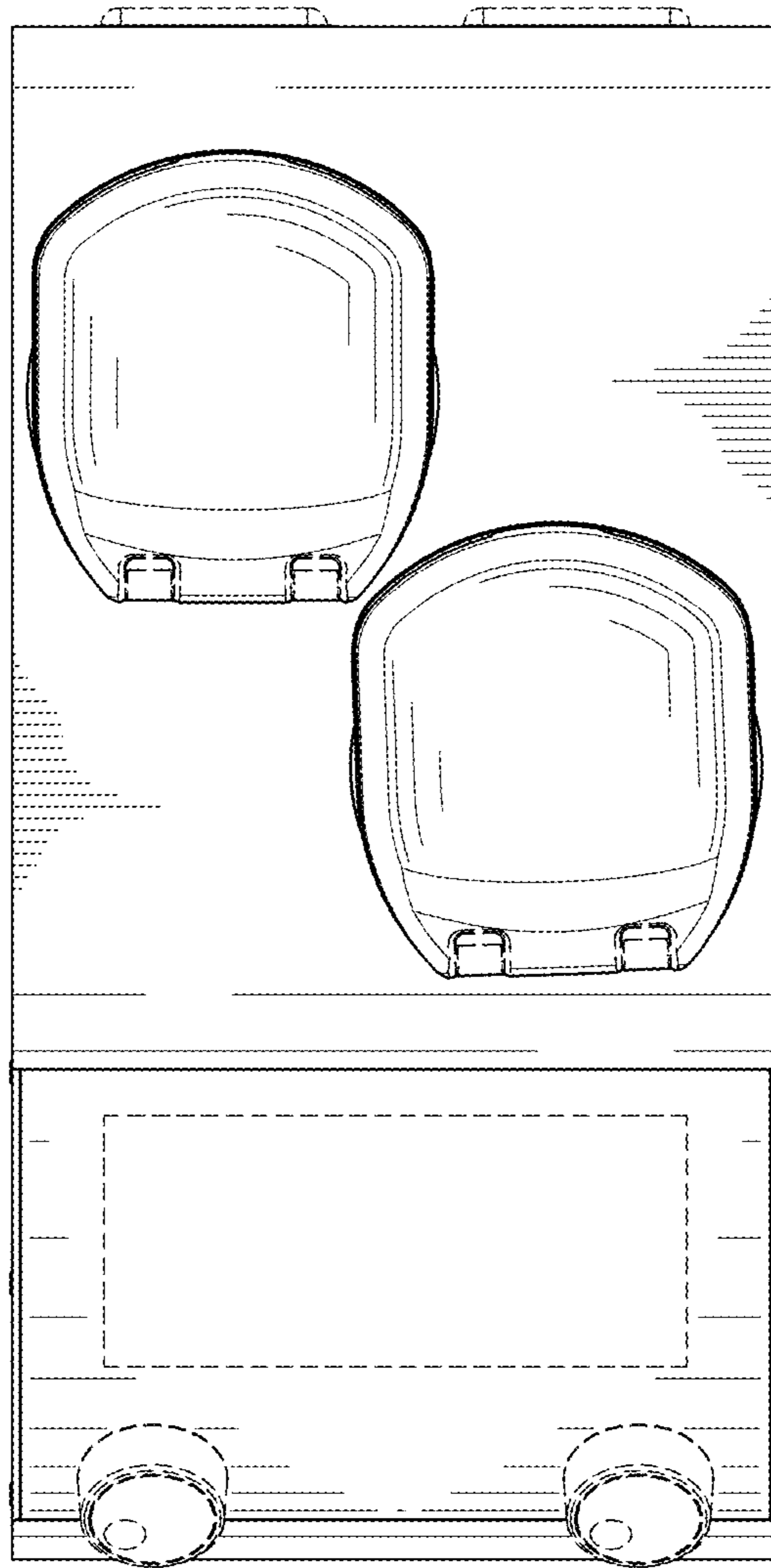


FIG. 6






FIG. 7

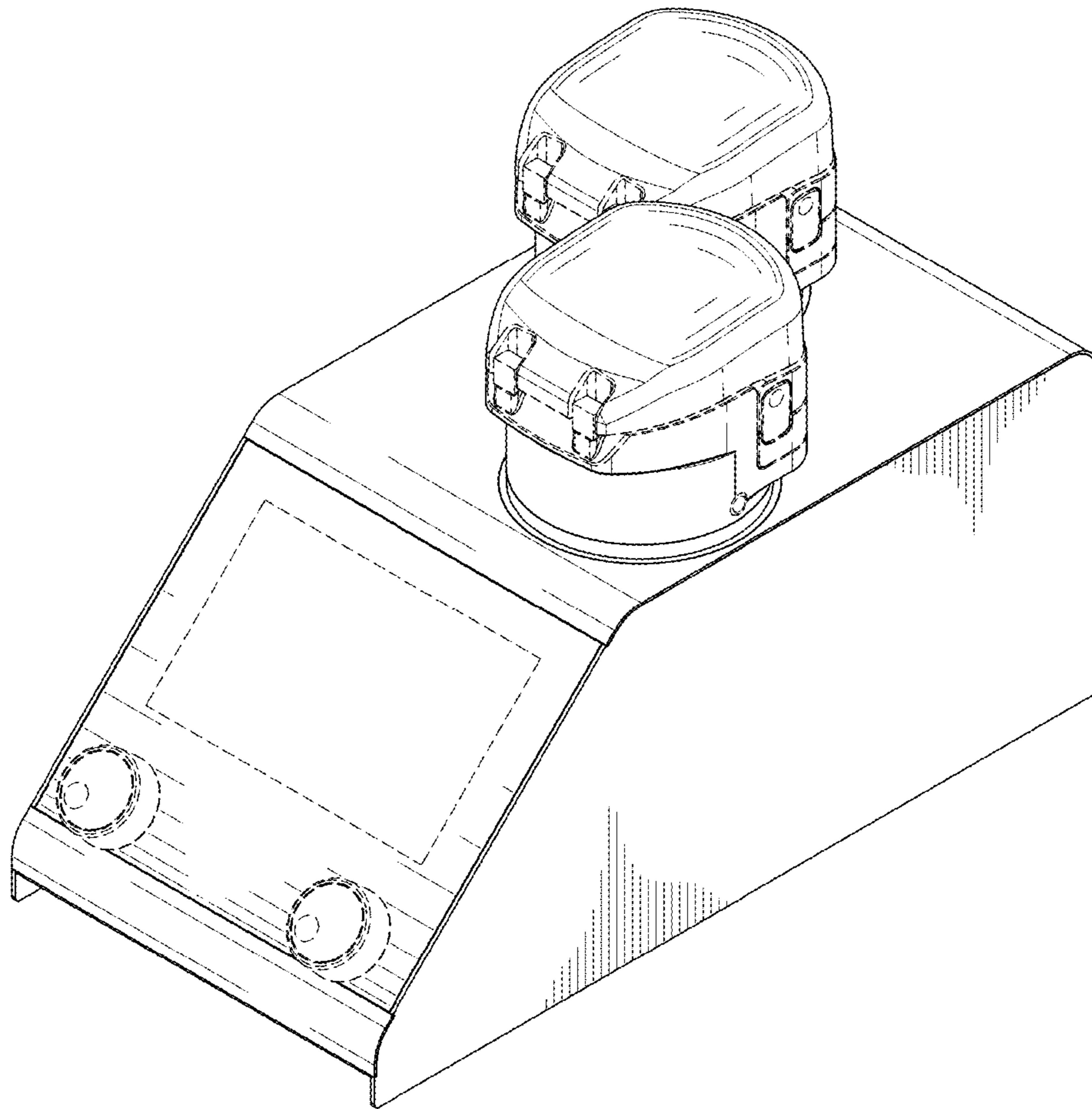


FIG.8

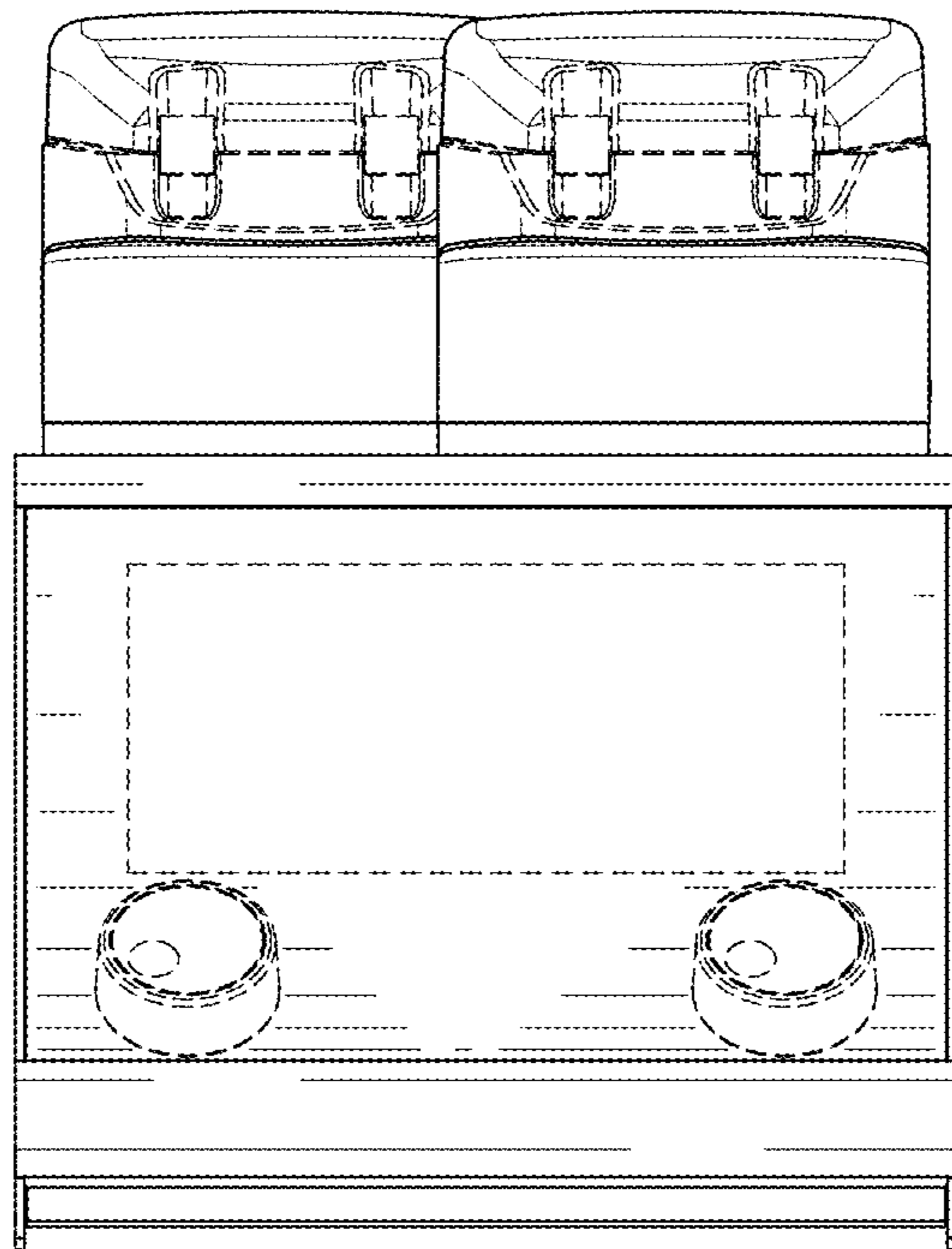


FIG.9

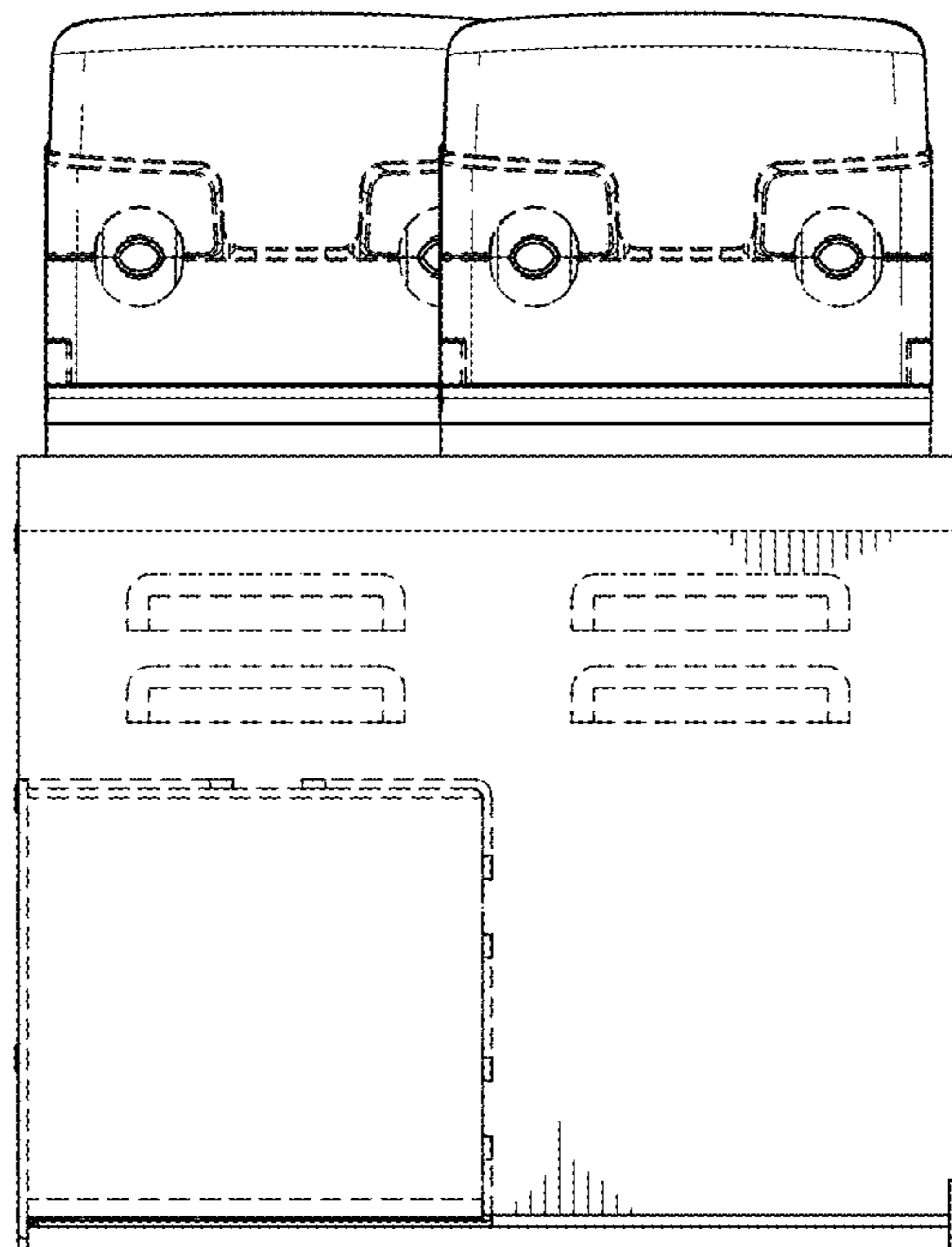


FIG. 10

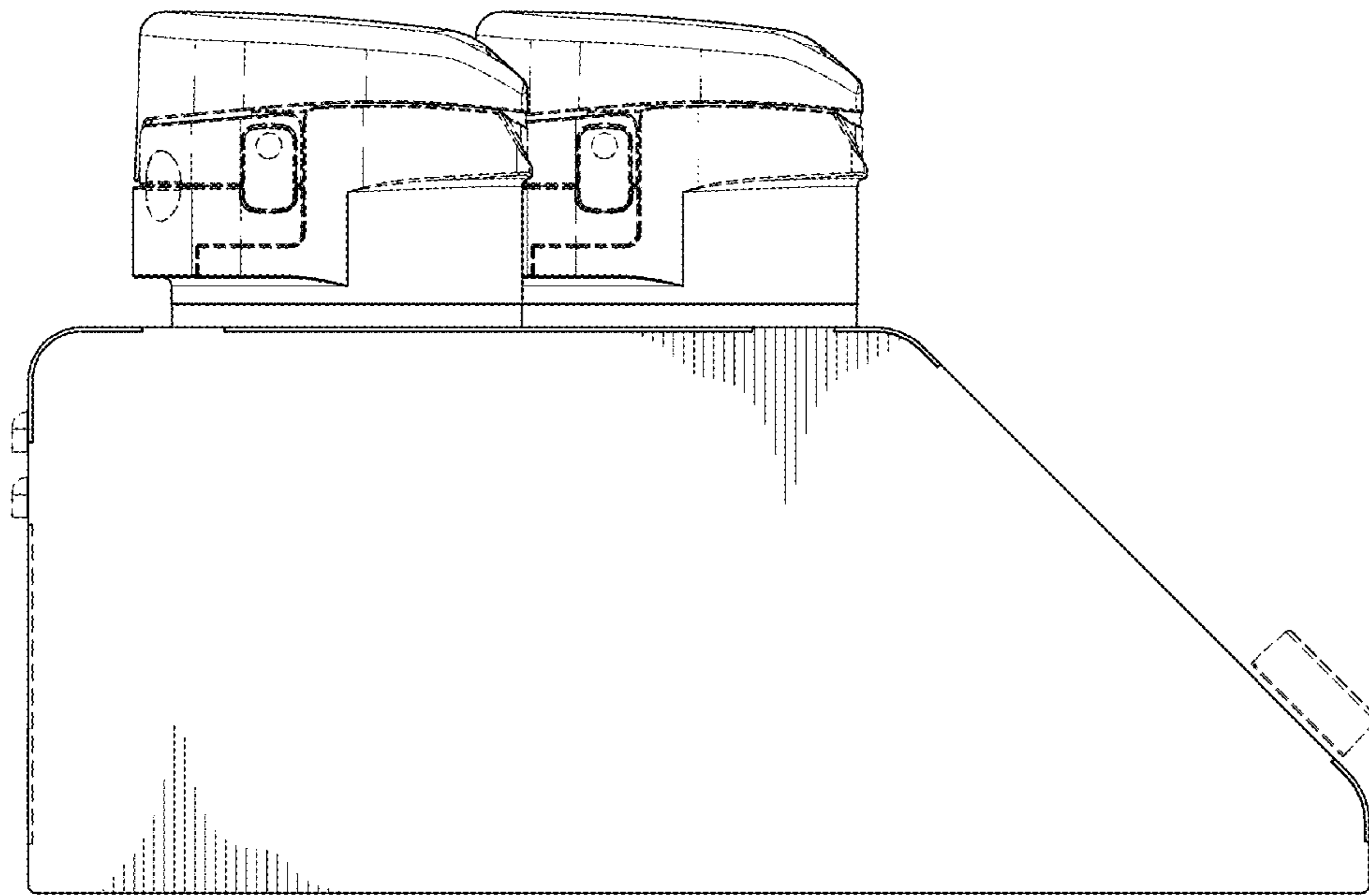


FIG. 11

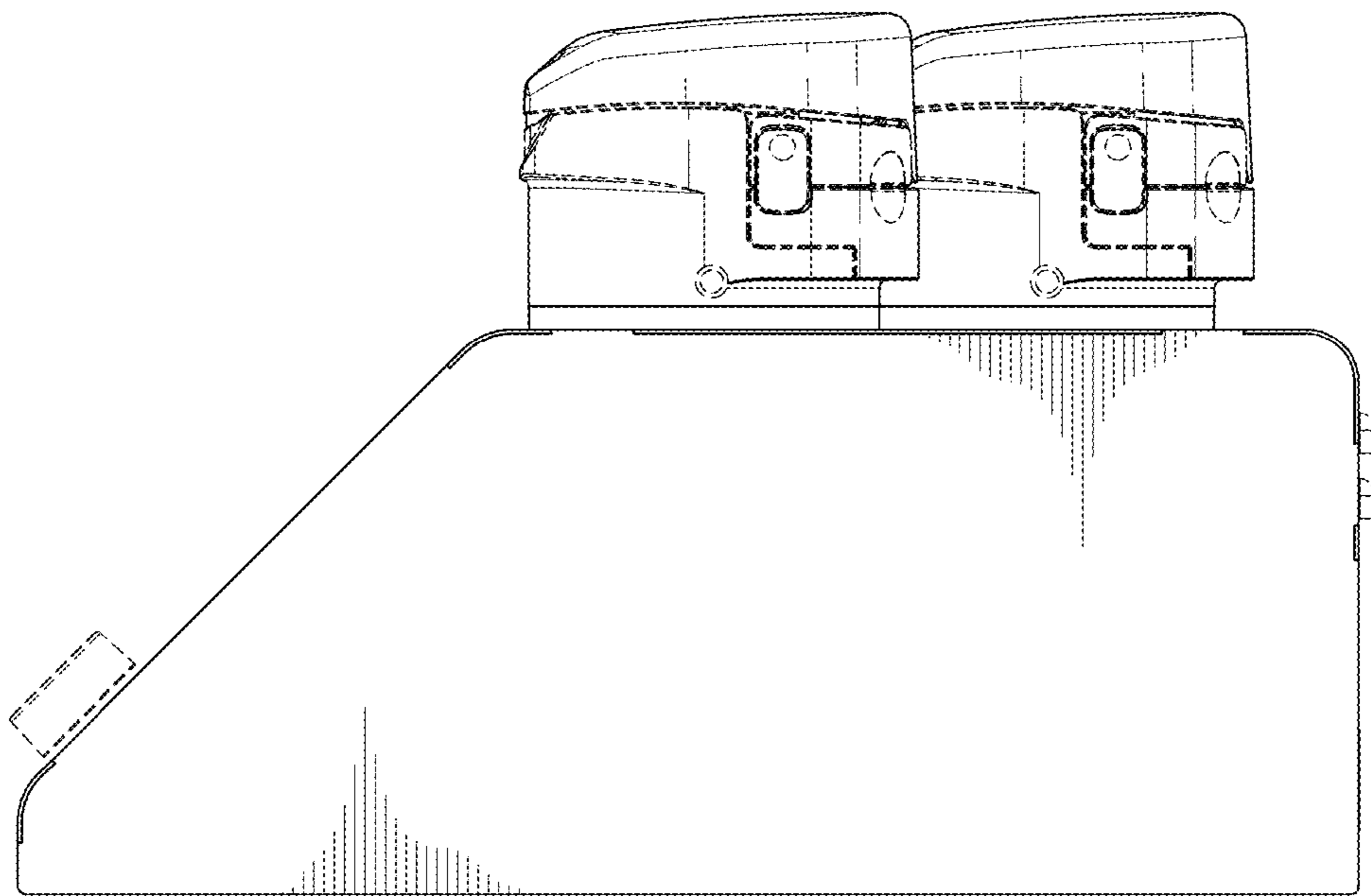


FIG. 12

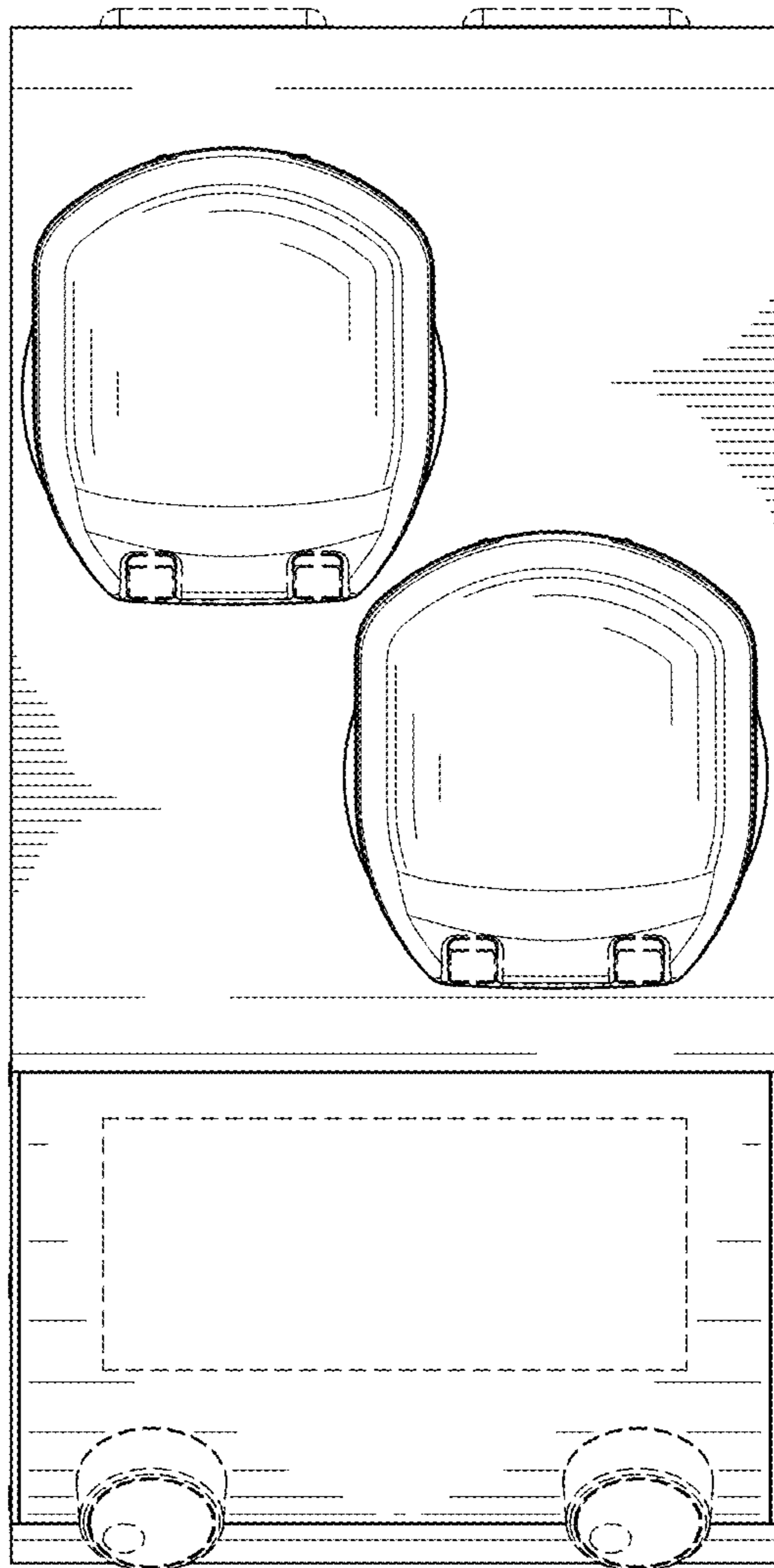


FIG. 13




FIG. 14