



US00D768288S

(12) **United States Design Patent** (10) **Patent No.:** **US D768,288 S**  
**O'Connor et al.** (45) **Date of Patent:** **\*\* Oct. 4, 2016**

(54) **DRUG DELIVERY PUMP**

FOREIGN PATENT DOCUMENTS

(71) Applicant: **Unitract Syringe Pty Ltd**, Sydney (AU)

EP 1702635 A2 9/2006  
EP 1341569 B1 1/2007

(Continued)

(72) Inventors: **Sean M. O'Connor**, West Chester, PA (US); **Kevin Bokelman**, San Diego, CA (US); **Ian B. Hanson**, Wayne, PA (US); **Paul F. Bente, IV**, Wayne, PA (US); **Kun-chi Wu**, Princeton, NJ (US)

OTHER PUBLICATIONS

European Patent Office, International Search Report in International Application No. PCT/US2012/053174, 4 pages (Mar. 28, 2013).

(Continued)

(73) Assignee: **Unitract Syringe PTY LTD**, Sydney (AU)

*Primary Examiner* — Wan Laymon  
*Assistant Examiner* — Mark Booker

(\*\*) Term: **14 Years**

(74) *Attorney, Agent, or Firm* — Leydig, Voit & Mayer, Ltd.

(21) Appl. No.: **29/523,037**

(22) Filed: **Apr. 6, 2015**

(57) **CLAIM**

The ornamental design for a drug delivery pump, as shown and described.

**Related U.S. Application Data**

**DESCRIPTION**

(60) Division of application No. 29/453,258, filed on Apr. 26, 2013, now Pat. No. Des. 745,142, which is a continuation-in-part of application No. 13/599,727, filed on Aug. 30, 2012, and a continuation-in-part of application No. 13/600,114, filed on Aug. 30, 2012, now Pat. No. 8,939,935, and a continuation-in-part of application No. 13/612,203, filed on Sep. 12, 2012.

FIG. 1 is an isometric view showing the top of our design of a drug delivery pump.

FIG. 2 is an isometric view showing the bottom of the drug delivery pump of FIG. 1.

FIG. 3 is a second isometric view showing the top of the drug delivery pump of FIGS. 1-2.

FIG. 4 is an elevational view of an end of the drug delivery pump of FIGS. 1-3.

FIG. 5 is an elevational view of the opposite end of the drug delivery pump of FIGS. 1-4.

FIG. 6 is an elevational view of the right side of the drug delivery pump of FIGS. 1-5.

FIG. 7 is an elevational view of the left of the drug delivery pump of FIGS. 1-6.

FIG. 8 is a top plan view of the drug delivery pump of FIGS. 1-7; and,

FIG. 9 is a bottom view of the drug delivery pump of FIGS. 1-8.

The broken lines of FIGS. 1-9 are for the purpose of illustrating portions of the article in which the design is embodied that form no part of the claimed design.

(51) **LOC (10) Cl.** ..... **24-02**

(52) **U.S. Cl.**  
USPC ..... **D24/111**

(58) **Field of Classification Search**  
USPC ..... D9/526, 529, 668; D10/108, 111, 169; 417/234; 604/9, 143, 151, 154  
CPC ..... B01L 3/00; B65D 1/02; B65D 1/023; B65D 1/0246; B65D 3/00; B65D 3/08; B65D 11/00; B65D 11/02; B65D 11/04  
See application file for complete search history.

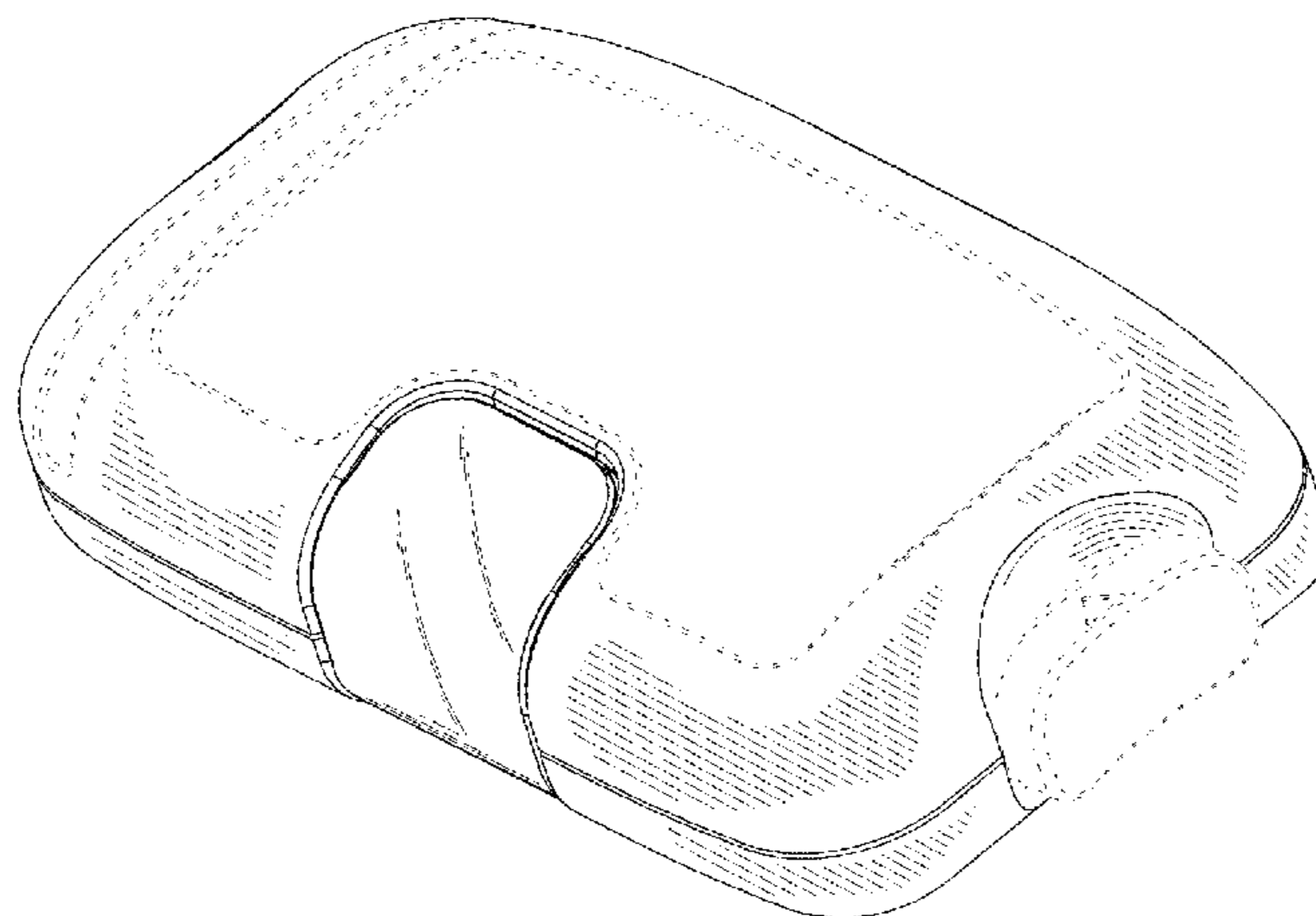
(56) **References Cited**

U.S. PATENT DOCUMENTS

4,004,586 A 1/1977 Christensen et al.  
4,565,543 A 1/1986 Bekkering et al.

(Continued)

**1 Claim, 5 Drawing Sheets**



(56)

References Cited

U.S. PATENT DOCUMENTS

4,673,400 A 6/1987 Martin  
 4,685,903 A 8/1987 Cable et al.  
 4,755,173 A 7/1988 Konopka et al.  
 4,840,620 A 6/1989 Kobayashi et al.  
 5,167,816 A 12/1992 Kruger et al.  
 5,795,339 A 8/1998 Erskine  
 5,858,001 A 1/1999 Tsals et al.  
 6,248,093 B1 6/2001 Moberg  
 6,699,218 B2 3/2004 Flaherty et al.  
 7,063,684 B2 6/2006 Moberg  
 D564,087 S 3/2008 Yodfat et al.  
 D585,543 S 1/2009 Yodfat et al.  
 7,479,135 B2 1/2009 Richter et al.  
 D586,463 S \* 2/2009 Evans ..... D24/111  
 7,611,503 B2 11/2009 Spohn et al.  
 7,780,636 B2 8/2010 Radmer et al.  
 7,803,134 B2 9/2010 Sharifi et al.  
 7,846,132 B2 12/2010 Gravesen et al.  
 7,879,010 B2 2/2011 Hunn et al.  
 7,905,859 B2 3/2011 Bynum et al.  
 7,927,306 B2 4/2011 Cross et al.  
 7,967,795 B1 6/2011 Cabiri  
 8,029,472 B2 10/2011 Leinsing et al.  
 8,048,031 B2 11/2011 Shaw et al.  
 8,152,771 B2 4/2012 Mogensen et al.  
 8,157,769 B2 4/2012 Cabiri  
 8,162,892 B2 4/2012 Mogensen et al.  
 8,167,844 B2 5/2012 Dillard, III  
 8,187,232 B2 5/2012 Chong et al.  
 D669,165 S 10/2012 Estes et al.  
 8,795,234 B2 8/2014 Kadamus et al.  
 D723,157 S \* 2/2015 Clemente ..... D24/111  
 9,005,169 B2 4/2015 Gravesen et al.  
 D745,142 S \* 12/2015 O'Connor ..... D24/111  
 D752,442 S \* 3/2016 O'Donahue ..... D9/529  
 2004/0092878 A1 5/2004 Flaherty  
 2007/0010789 A1 1/2007 Peter et al.  
 2007/0179444 A1 8/2007 Causey et al.  
 2008/0132842 A1 6/2008 Flaherty  
 2008/0269687 A1 10/2008 Chong et al.  
 2009/0124979 A1 5/2009 Raymond et al.  
 2009/0204077 A1 8/2009 Hasted et al.  
 2009/0240240 A1 9/2009 Hines et al.  
 2011/0098652 A1 4/2011 Hasted et al.  
 2011/0166509 A1 7/2011 Gross et al.  
 2012/0035546 A1 2/2012 Cabiri

2012/0123354 A1 5/2012 Woehr  
 2013/0060196 A1 3/2013 O'Connor et al.  
 2013/0066274 A1\* 3/2013 O'Connor ..... A61M 5/1452  
 604/151  
 2013/0253420 A1\* 9/2013 Favreau ..... F04B 49/10  
 604/67  
 2014/0207065 A1\* 7/2014 Yavorsky ..... A61M 5/1413  
 604/151  
 2014/0231427 A1\* 8/2014 Botet ..... B65D 25/18  
 220/62.21  
 2015/0065988 A1\* 3/2015 Holderle ..... A61M 5/16877  
 604/500

FOREIGN PATENT DOCUMENTS

EP 1427471 B1 2/2008  
 EP 1695727 B1 7/2008  
 EP 1513580 B1 3/2009  
 EP 2 077 128 A1 7/2009  
 EP 2379134 A1 10/2011  
 EP 2429612 A1 3/2012  
 EP 2433663 A1 3/2012  
 WO 99-48546 A1 9/1999  
 WO 03-024504 A2 3/2003  
 WO 03-103763 A1 12/2003  
 WO 2004-062714 A1 7/2004  
 WO 2005-037350 A2 4/2005  
 WO 2008-024808 A2 2/2008  
 WO 2010-029054 A1 3/2010  
 WO 2010-077807 A1 7/2010  
 WO 2010-084113 A1 7/2010  
 WO 2010-112377 A1 10/2010  
 WO 2010-132196 A1 11/2010  
 WO 2011-006652 A1 1/2011  
 WO 2011-046950 A1 4/2011  
 WO 2011-090956 A2 7/2011  
 WO 2011-121023 A1 10/2011  
 WO 2012-032411 A2 3/2012  
 WO 2012-131044 A1 10/2012  
 WO 2013-033467 A2 3/2013

OTHER PUBLICATIONS

European Patent Office, Written Opinion of the International Searching Authority in International Application No. PCT/US2012/053174, 6 pages (Mar. 28, 2013).

\* cited by examiner

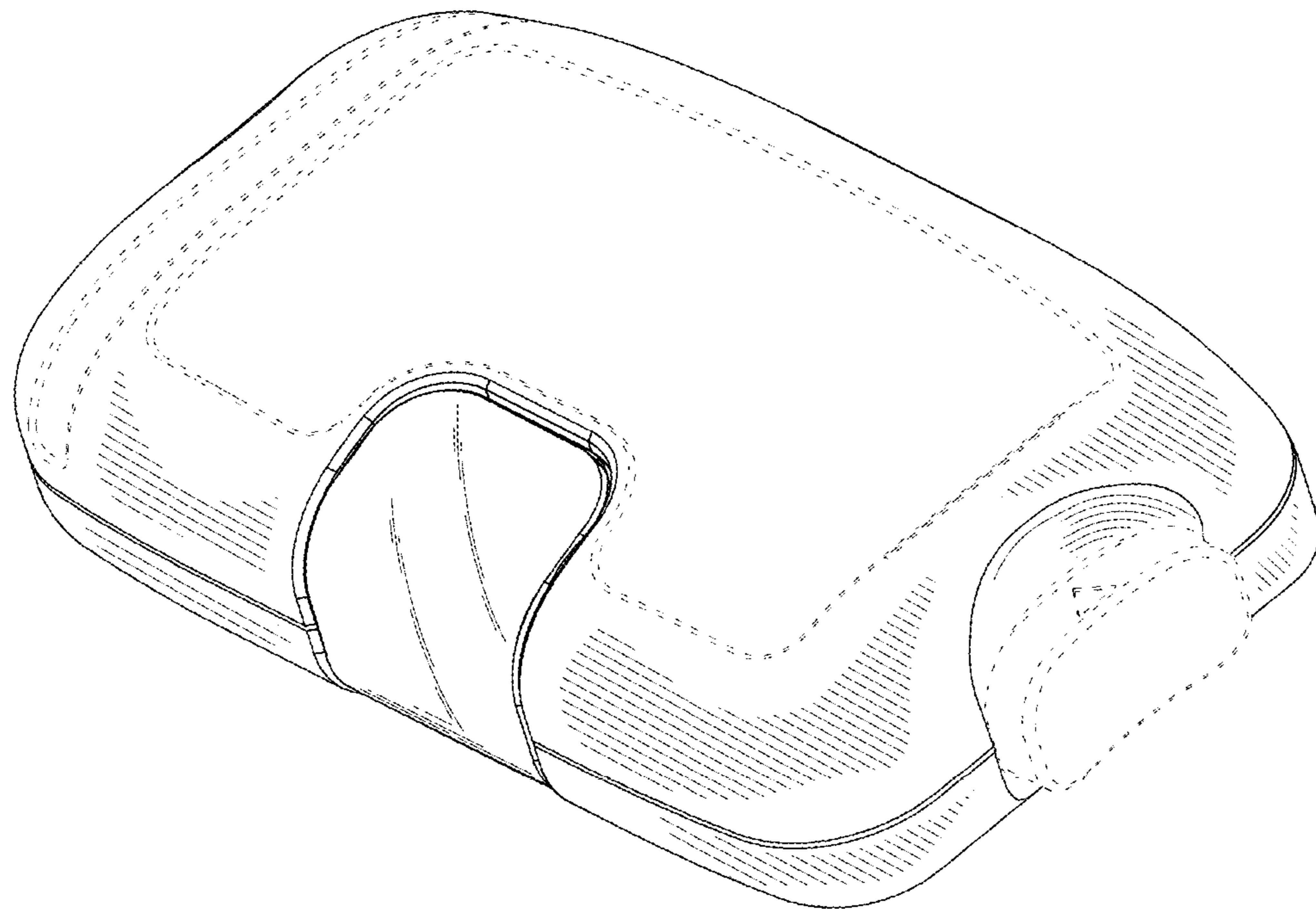


FIG. 1

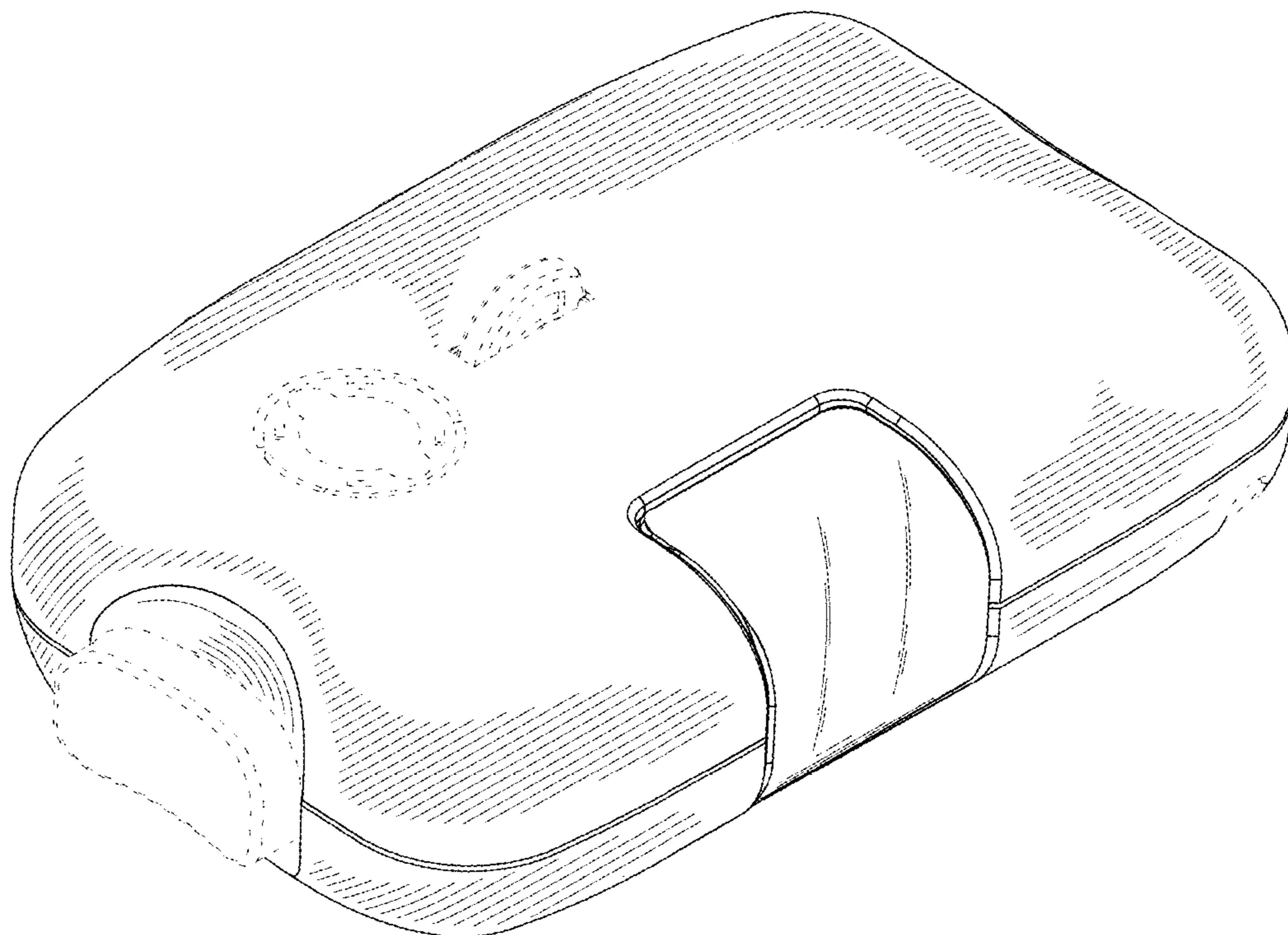


FIG. 2

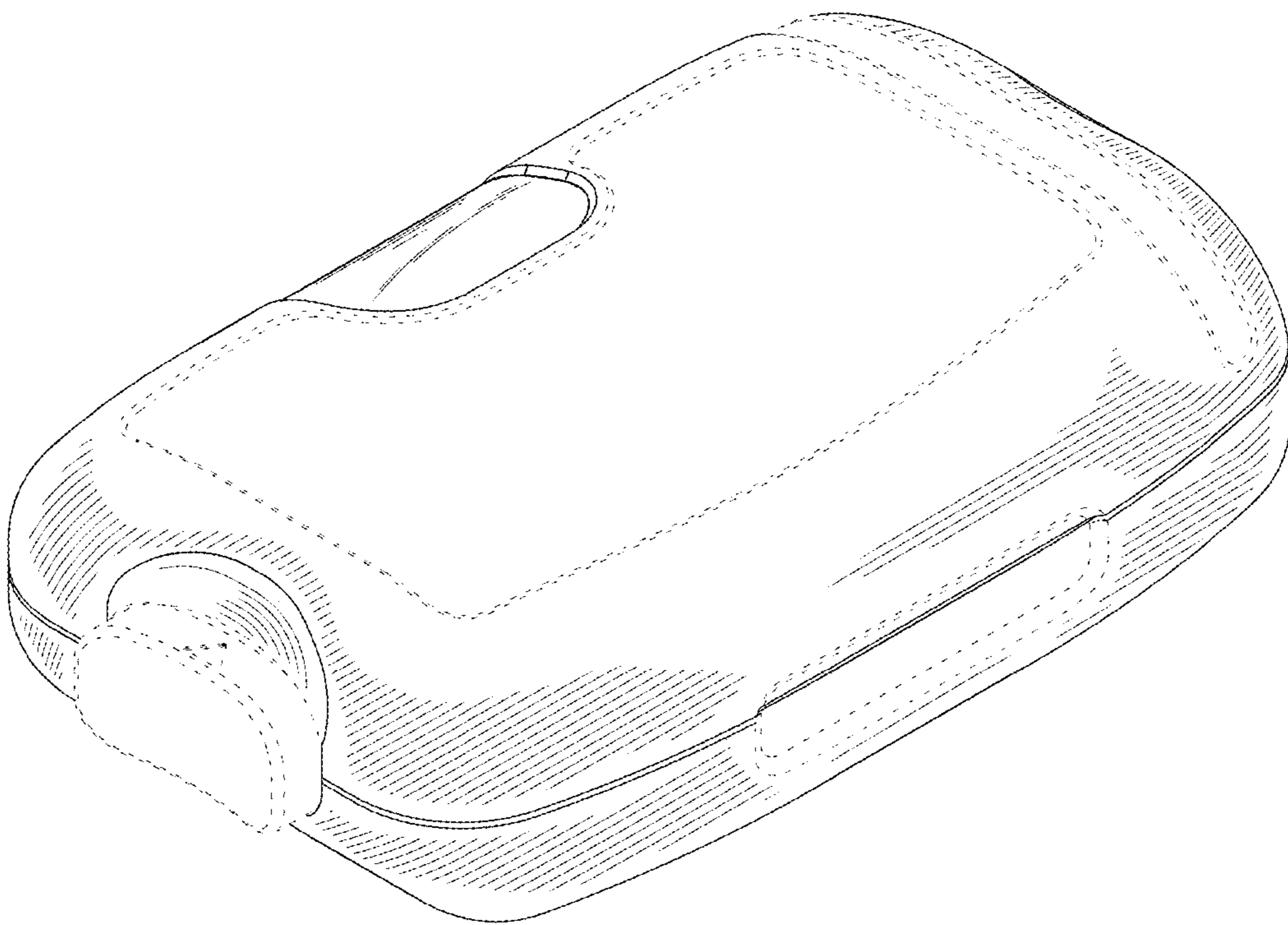


FIG. 3

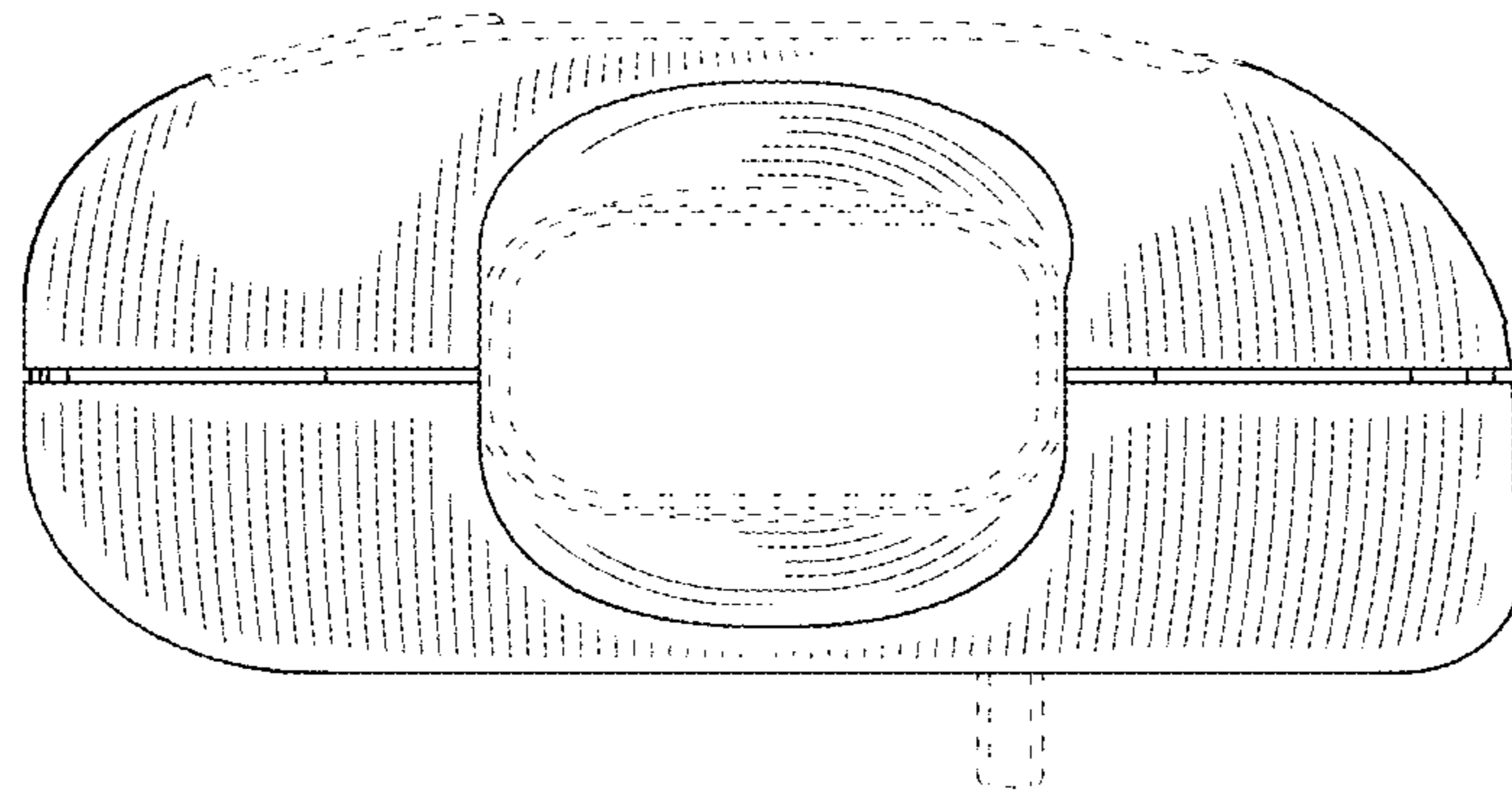


FIG. 4

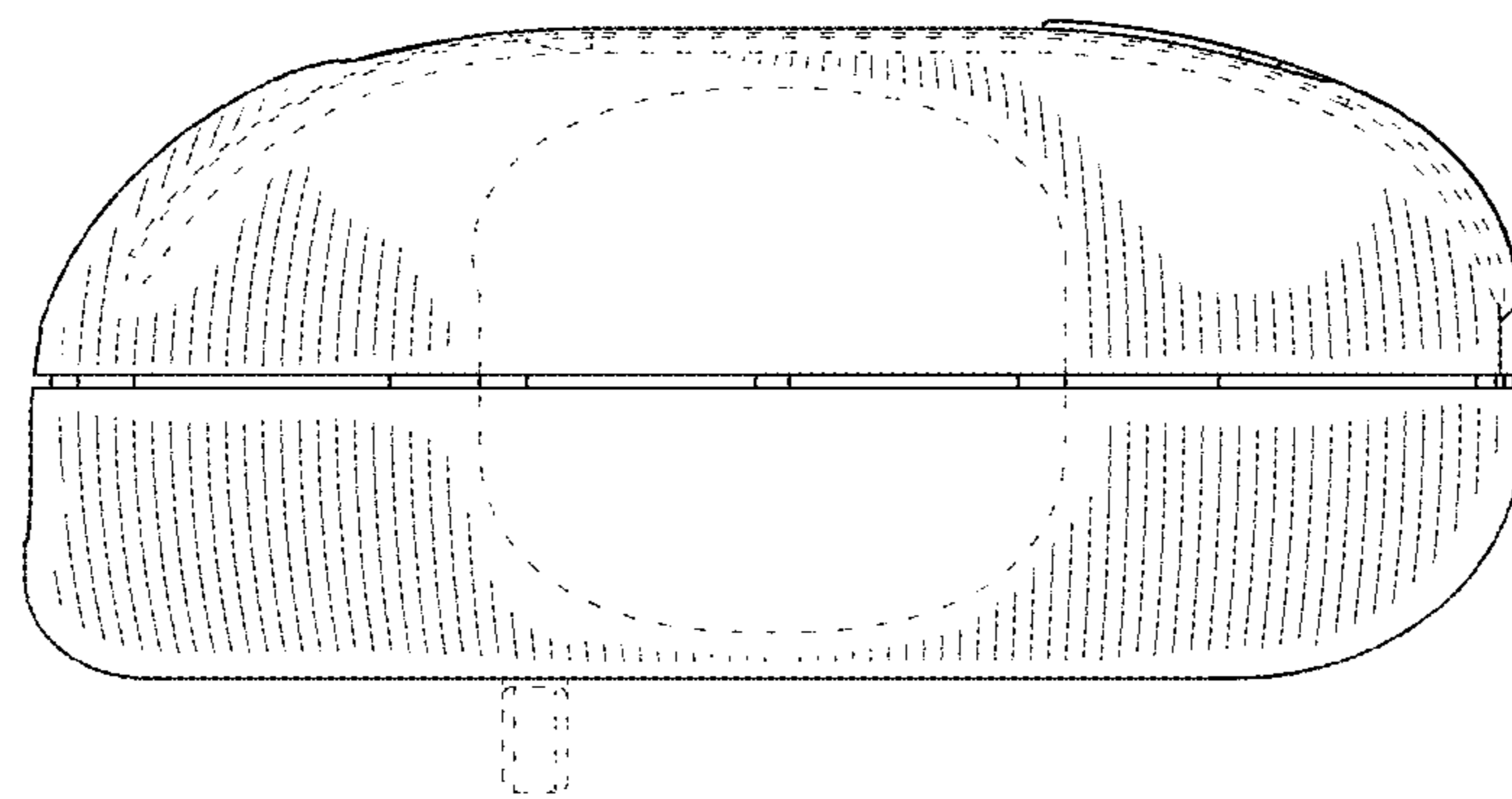


FIG. 5

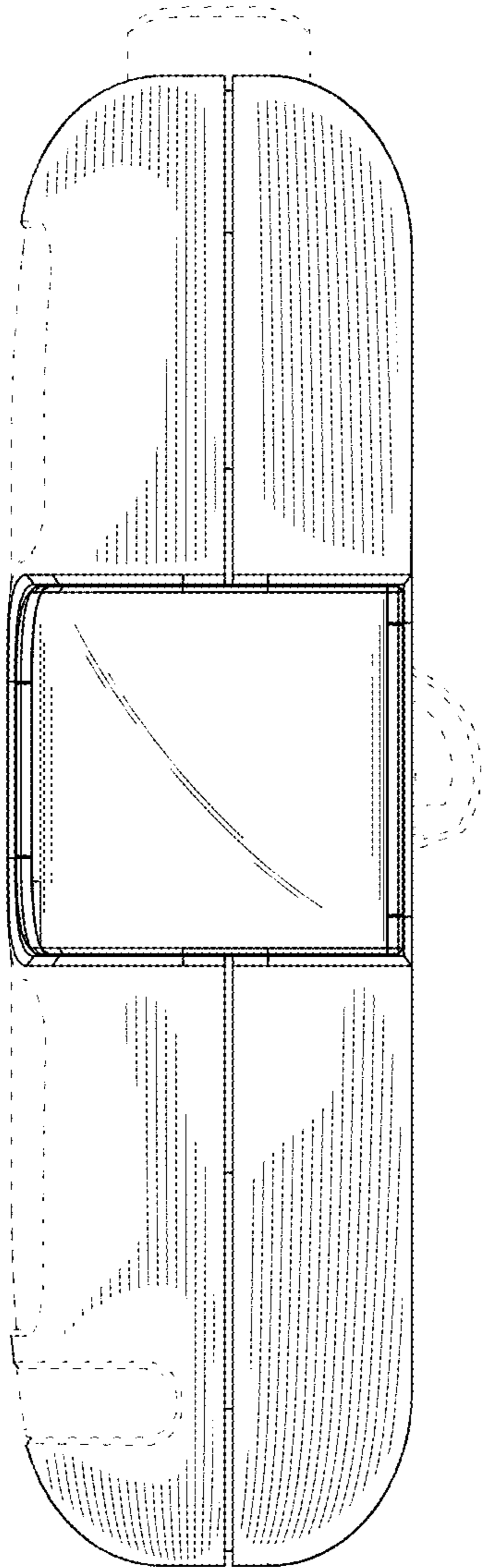


FIG. 6

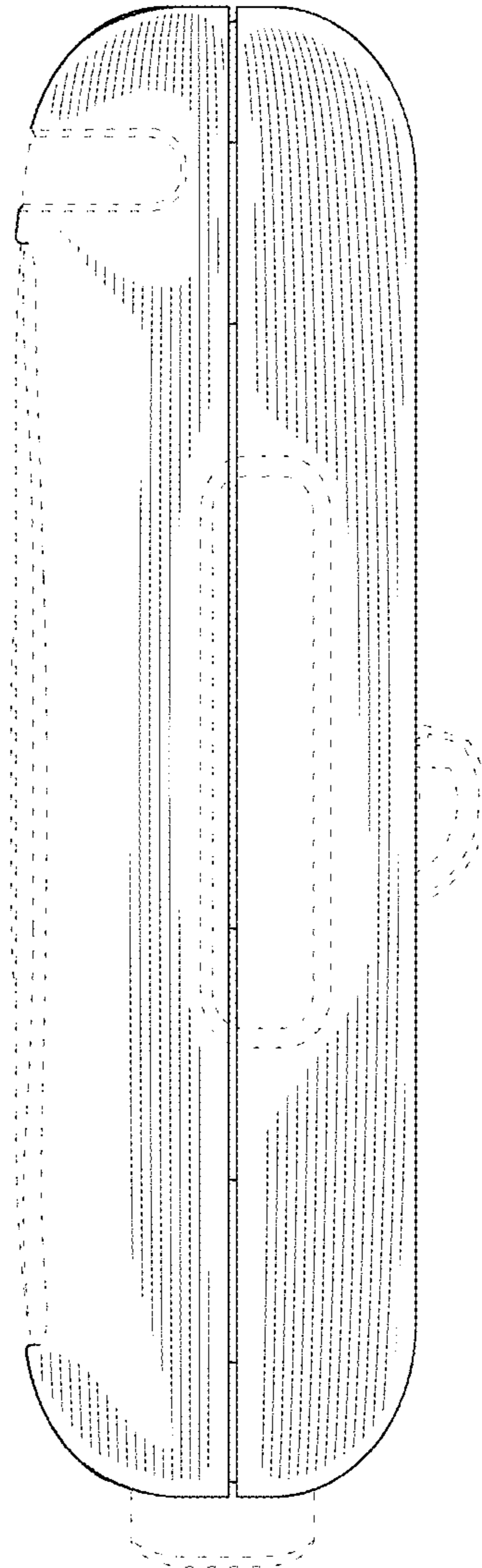


FIG. 7

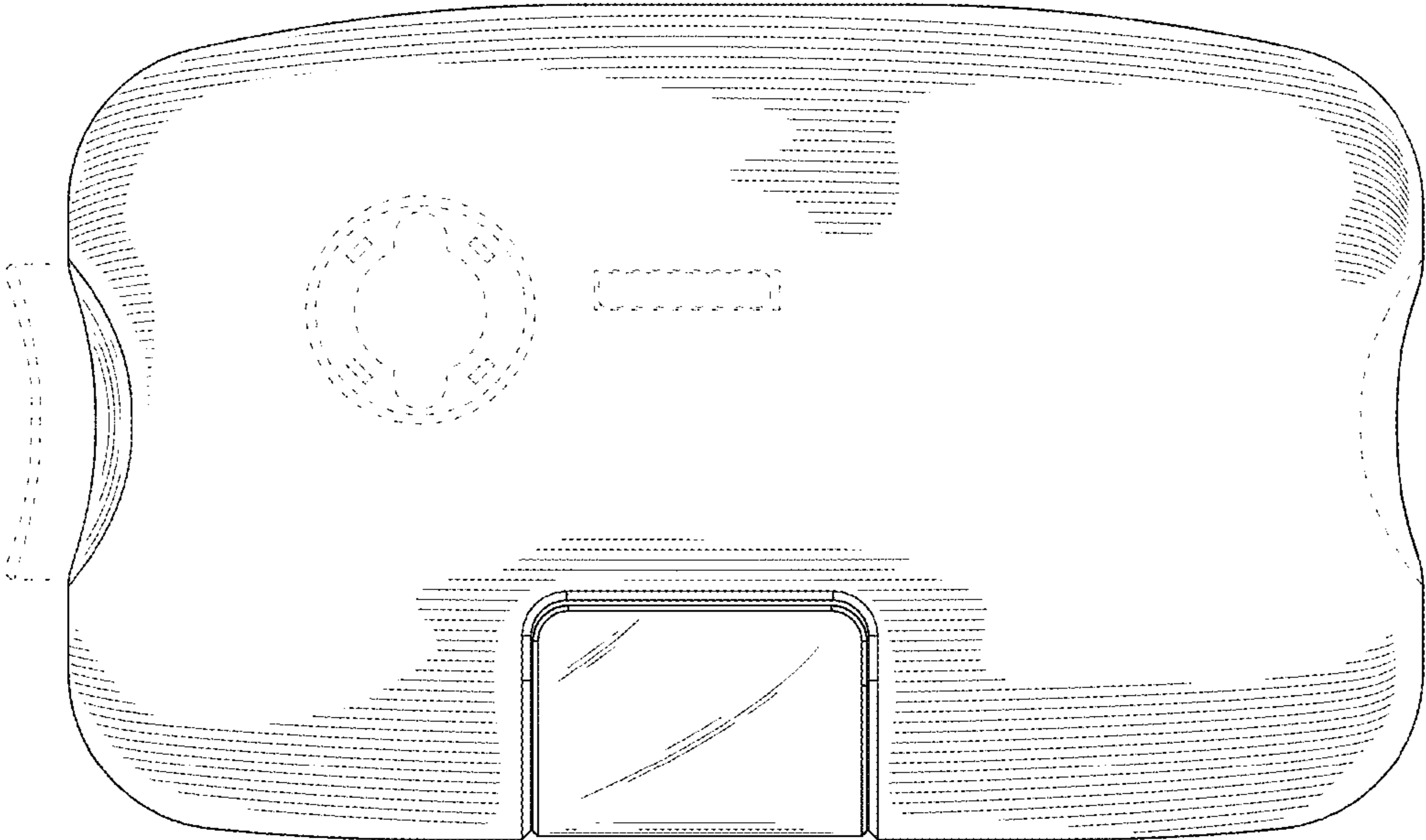


FIG. 9

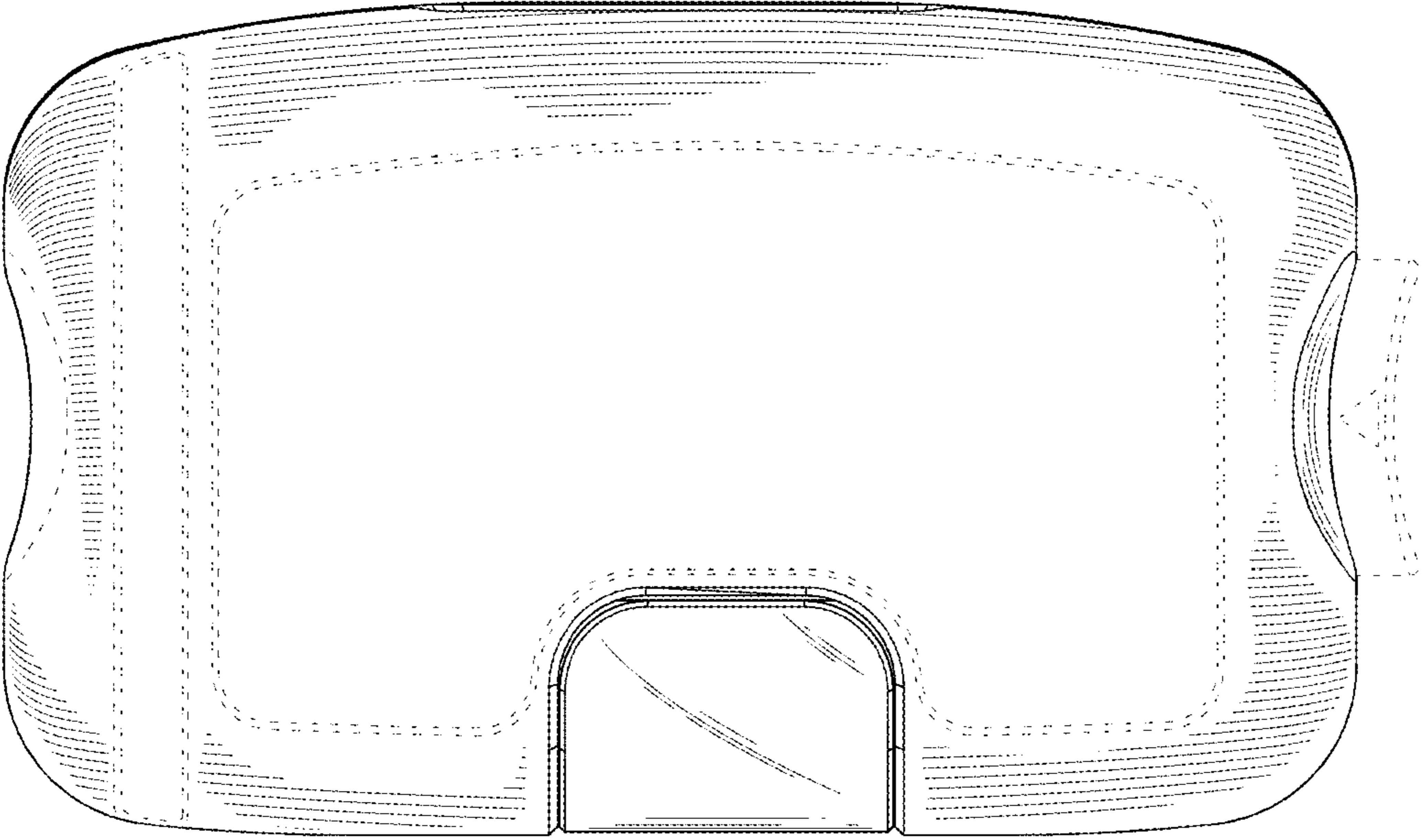


FIG. 8