

US00D768281S

(12) **United States Design Patent**
Peet et al.

(10) **Patent No.:** **US D768,281 S**
(45) **Date of Patent:** **** Oct. 4, 2016**

(54) **FAN**
(71) Applicant: **Dyson Technology Limited**, Wiltshire (GB)
(72) Inventors: **Steven Eduard Peet**, Bristol (GB);
Jack Johnson, Stoke-on-Trent (GB);
Leanne Joyce Garner, Bristol (GB);
Adam James Bates, Oxford (GB);
Peter David Gammack, Swindon (GB);
Andrea Ee-Va Lim, Bristol (GB);
Jonathan George Marsh, Swindon (GB)
(73) Assignee: **Dyson Technology Limited**, Malmesbury, Wiltshire (GB)
(**) Term: **15 Years**

8,783,663 B2 * 7/2014 Fitton F24F 1/01 261/116
8,932,028 B2 * 1/2015 Fitton F04D 25/08 239/568
D728,092 S * 4/2015 Poulton D23/342
9,004,858 B2 * 4/2015 Nicolas F04D 25/08 415/220
D728,769 S * 5/2015 Dyson D23/342
D729,372 S * 5/2015 McPherson D23/370
D729,925 S * 5/2015 McPherson D23/370
9,366,449 B2 * 6/2016 Staniforth F04F 5/16
2009/0060710 A1 * 3/2009 Gammack F04D 25/06 415/90
2010/0225012 A1 * 9/2010 Fitton F24F 1/01 261/116
2010/0226752 A1 * 9/2010 Gammack F04D 25/08 415/90
2010/0226769 A1 * 9/2010 Helps F04D 25/08 415/208.1
2010/0226771 A1 * 9/2010 Crawford F04D 25/08 415/230
2010/0226797 A1 * 9/2010 Fitton F04D 25/08 417/313

(21) Appl. No.: **29/534,746**

(Continued)

(22) Filed: **Jul. 30, 2015**

Primary Examiner — Cynthia Underwood
(74) *Attorney, Agent, or Firm* — Morrison & Foerster LLP

(30) **Foreign Application Priority Data**
Jan. 30, 2015 (EM) 001429252-0005
(51) **LOC (10) Cl.** **23-04**
(52) **U.S. Cl.**
USPC **D23/370**
(58) **Field of Classification Search**
USPC D23/370, 355, 314, 414; 415/121.1
CPC .. F04D 29/329; F04D 29/526; F04D 25/082;
F04D 29/325; F04D 29/703; F04D 29/547
See application file for complete search history.


(57) **CLAIM**
We claim the ornamental design for a fan, as shown and described.

DESCRIPTION

FIG. 1 is a perspective view of a fan showing our new design;
FIG. 2 is a front view thereof;
FIG. 3 is a back view thereof;
FIG. 4 is a side view thereof;
FIG. 5 is a side view of the opposite side of FIG. 4;
FIG. 6 is a top view thereof; and,
FIG. 7 is a bottom view thereof.
The broken lines represent environment and the boundary lines represent the bounds of the claim and form no part of the claim.

(56) **References Cited**
U.S. PATENT DOCUMENTS
D598,532 S * 8/2009 Dyson D23/370
D602,144 S * 10/2009 Dyson D23/370
D638,114 S * 5/2011 Li D23/370
D643,098 S * 8/2011 Wallace D23/342
D672,023 S * 12/2012 Wallace D23/332

1 Claim, 6 Drawing Sheets



(56)

References Cited

U.S. PATENT DOCUMENTS

2010/0226801	A1*	9/2010	Gammack	F04F 5/16 417/423.1	2013/0249124	A1*	9/2013	Staniforth	F24F 3/16 261/128
2011/0110805	A1*	5/2011	Gammack	F04D 25/08 417/423.1	2013/0249126	A1*	9/2013	Staniforth	F24F 13/26 261/141
2012/0031509	A1*	2/2012	Wallace	F04D 15/0218 137/338	2013/0272858	A1*	10/2013	Stickney	F04D 25/08 415/182.1
2012/0033952	A1*	2/2012	Wallace	F04D 25/08 392/367	2013/0280061	A1*	10/2013	Stickney	F04D 25/08 415/211.2
2012/0034108	A1*	2/2012	Wallace	F04D 25/08 417/313	2013/0309065	A1*	11/2013	Johnson	F04D 29/665 415/119
2013/0028763	A1*	1/2013	Staniforth	F04D 25/08 417/423.5	2013/0309080	A1*	11/2013	Johnson	F04D 29/665 415/208.1
2013/0028766	A1*	1/2013	Staniforth	F04F 5/16 417/423.14	2013/0323100	A1*	12/2013	Poulton	F04F 5/16 417/423.14
2013/0129490	A1*	5/2013	Dos Reis	F24F 7/007 415/182.1	2013/0336771	A1*	12/2013	Dyson	F04D 25/08 415/126
2013/0142676	A1*	6/2013	Zou	F04F 5/16 417/313	2014/0017069	A1*	1/2014	Peters	F04D 29/462 415/126
2013/0234346	A1*	9/2013	Staniforth	F04F 5/16 261/72.1	2014/0077398	A1*	3/2014	Staniforth	F04F 5/16 261/32
2013/0234347	A1*	9/2013	Staniforth	F24F 1/01 261/78.2	2014/0084492	A1*	3/2014	Staniforth	F04D 25/08 261/31
2013/0249122	A1*	9/2013	Staniforth	F04F 5/16 261/78.2	2014/0210114	A1*	7/2014	Staniforth	F04D 25/08 261/30
						2014/0210115	A1*	7/2014	Staniforth	F24F 13/26 261/78.2

* cited by examiner




FIG. 1

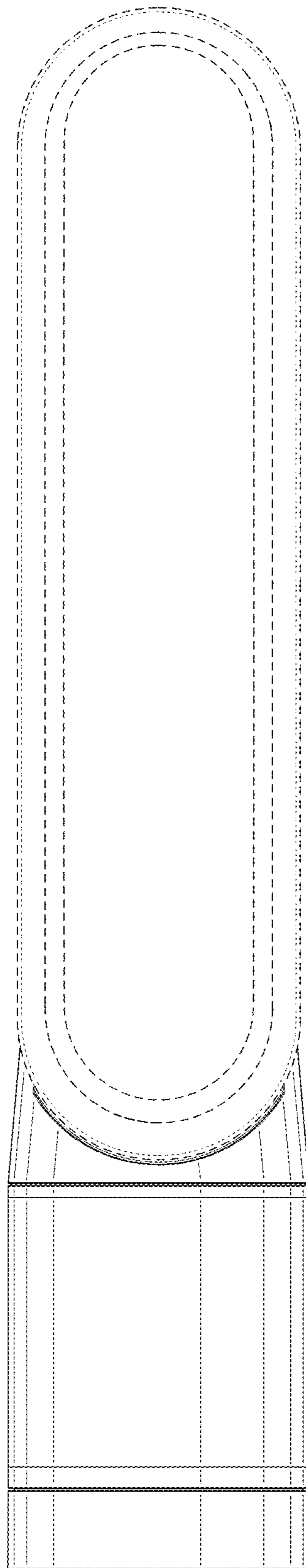


FIG. 2

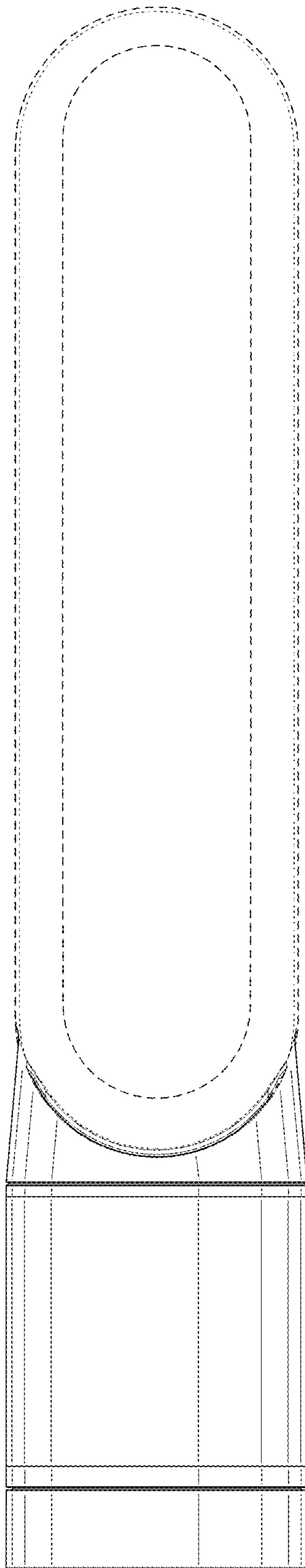


FIG. 3

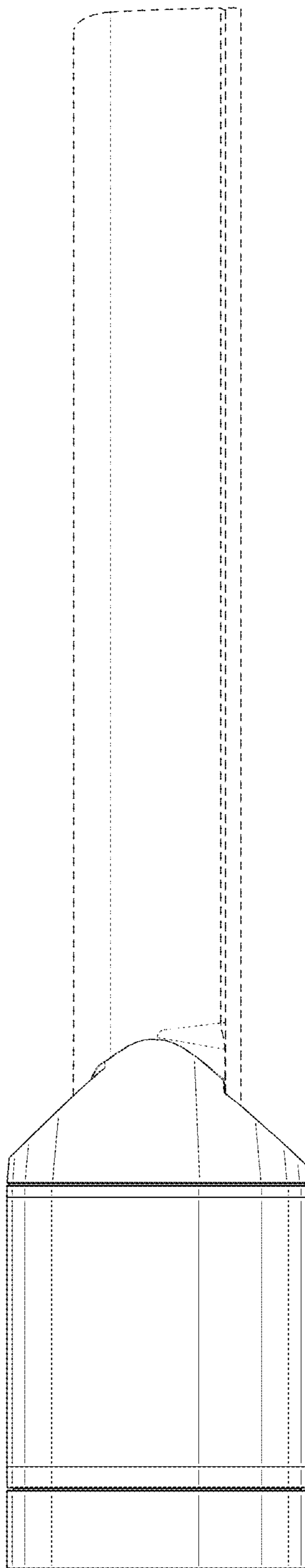


FIG. 4

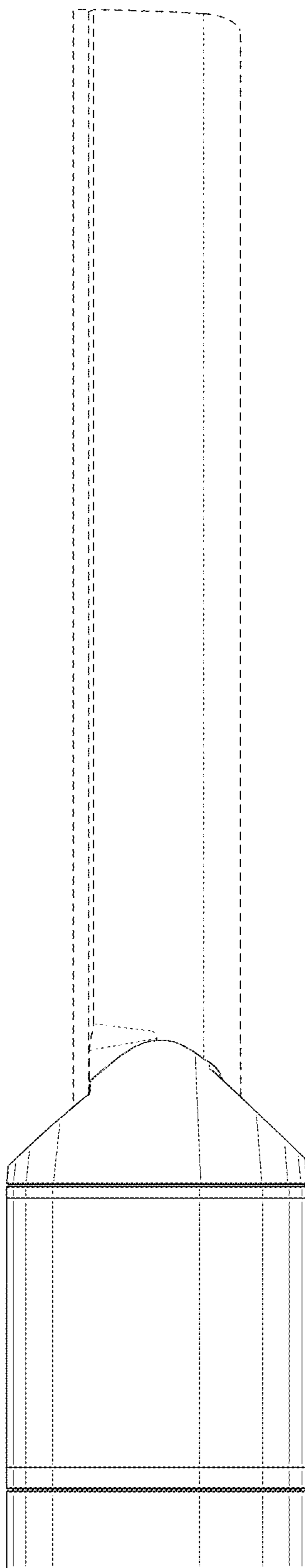


FIG. 5

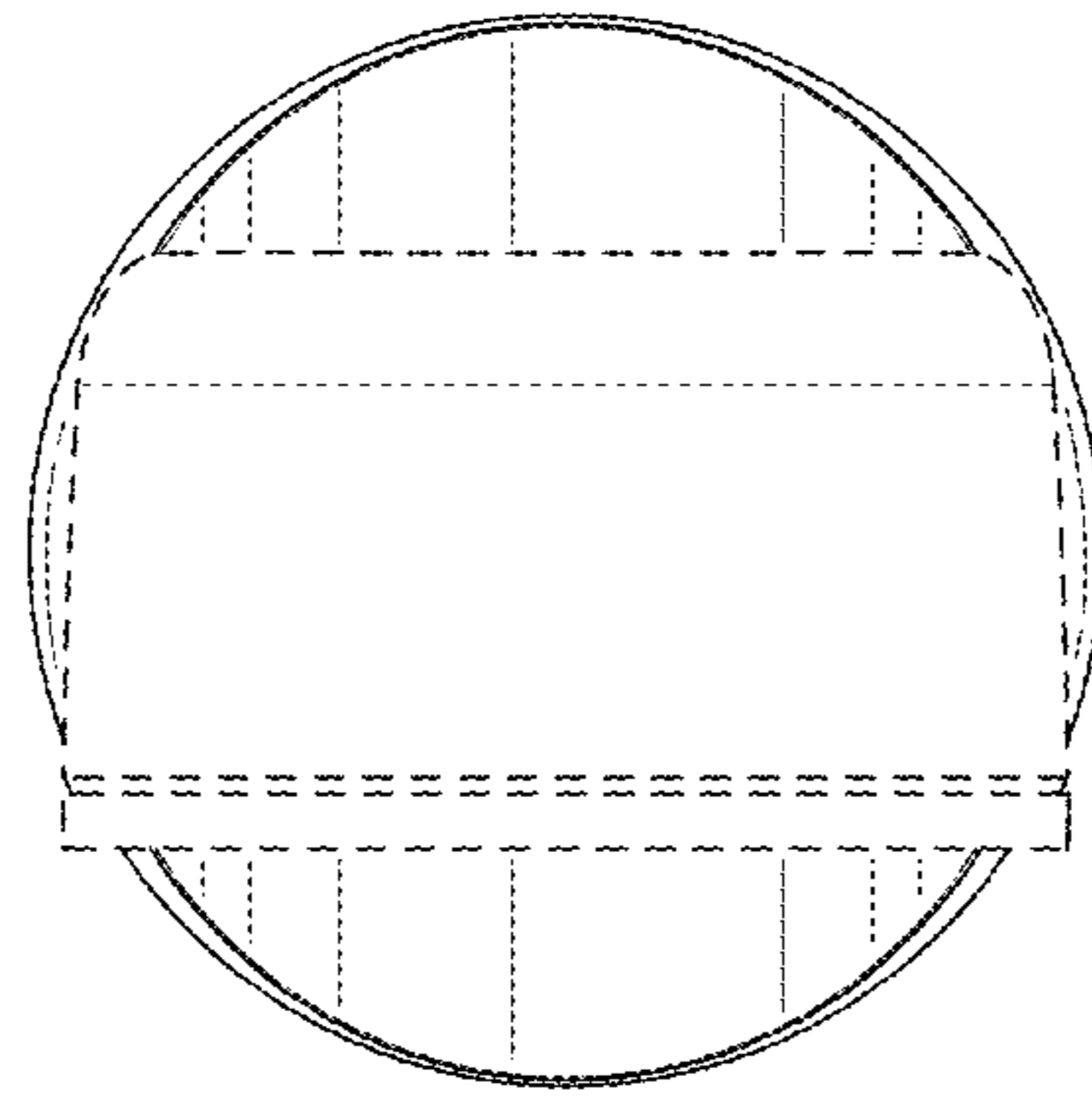


FIG. 6

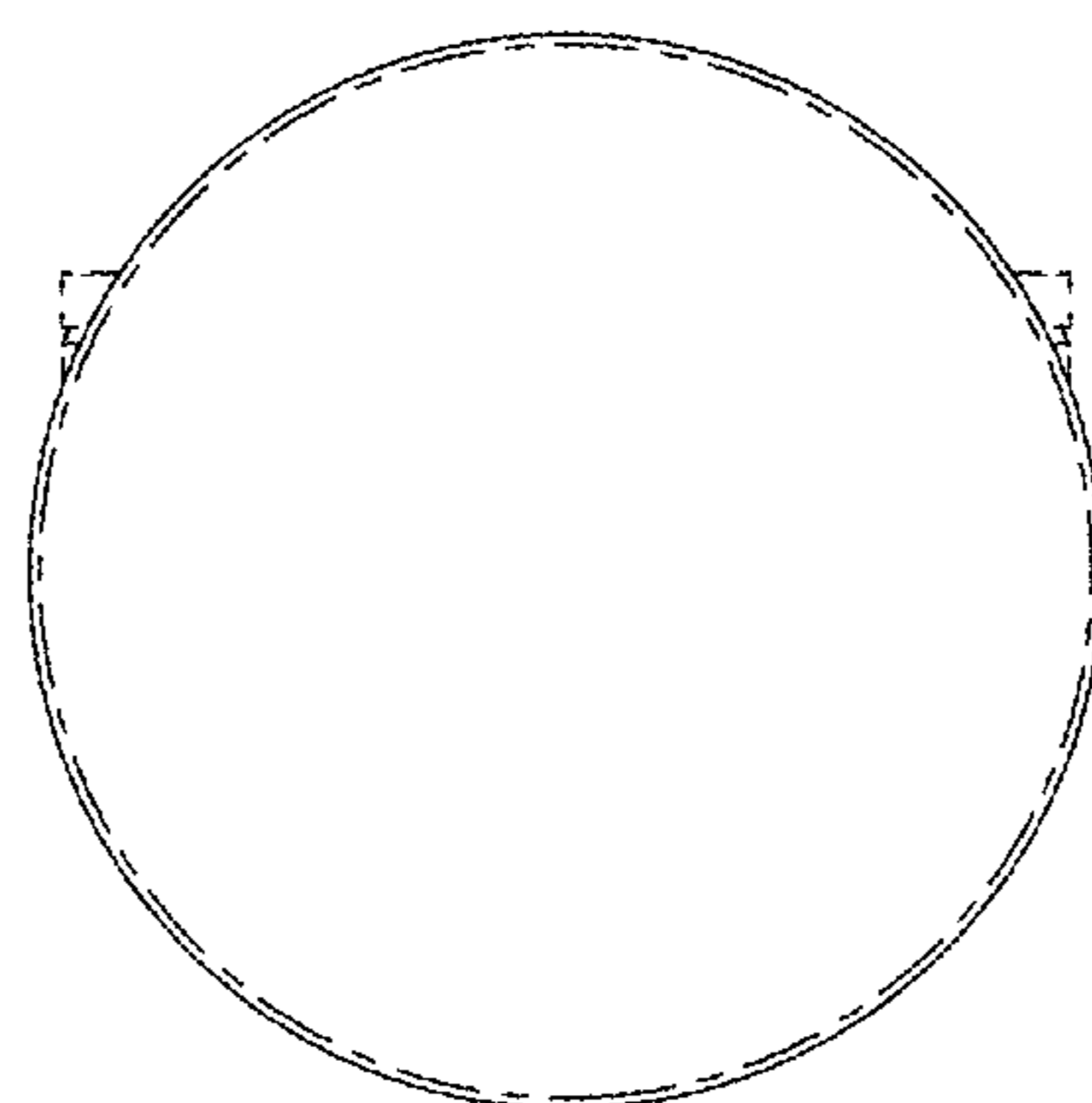


FIG. 7