



US00D768275S

(12) **United States Design Patent**  
**Niki et al.**

(10) **Patent No.:** **US D768,275 S**  
(45) **Date of Patent:** **\*\* Oct. 4, 2016**

(54) **AIR CONDITIONER**

(56) **References Cited**

(71) Applicants: **Kentarou Niki**, Kusatsu (JP); **Hiroyasu Kosuge**, Oostende (BE)

U.S. PATENT DOCUMENTS

(72) Inventors: **Kentarou Niki**, Kusatsu (JP); **Hiroyasu Kosuge**, Oostende (BE)

D606,640 S	*	12/2009	Kim	.....	D23/351
D606,641 S	*	12/2009	Kim	.....	D23/351
D706,404 S	*	6/2014	Tsuji	.....	D23/351
D709,170 S	*	7/2014	Tsuji	.....	D23/351
D720,443 S	*	12/2014	Kosuge	.....	D23/351
D759,222 S	*	6/2016	Kosuge	.....	D23/351
D759,223 S	*	6/2016	Kosuge	.....	D23/351

(73) Assignee: **DAIKIN INDUSTRIES LTD.**,  
Osaka-Shi, Osaka-Fu (JP)

\* cited by examiner

(\*\*) Term: **15 Years**

*Primary Examiner* — George D Kirschbaum

(21) Appl. No.: **29/531,360**

*Assistant Examiner* — Natasha Vujcic

(22) Filed: **Jun. 25, 2015**

(74) *Attorney, Agent, or Firm* — Manabu Kanesaka

(30) **Foreign Application Priority Data**

(57) **CLAIM**

The ornamental design for an air conditioner, as shown and described.

Jan. 27, 2015 (JP) ..... 2015-001441

**DESCRIPTION**

(51) **LOC (10) Cl.** ..... **23-04**

FIG. 1 is a perspective view of an air conditioner showing our new design;

(52) **U.S. Cl.**

USPC ..... **D23/351**

FIG. 2 is a front view thereof;

(58) **Field of Classification Search**

USPC ..... D23/314, 317, 324, 328, 329, 330, 332, D23/333, 335, 341, 342, 351, 353, 354, 355, D23/356, 359, 364, 365, 370, 385, 386, 388, D23/393

FIG. 3 is a rear view thereof;

CPC ..... F24F 1/00; F24F 1/0007; F24F 1/02; F24F 1/08; F24F 1/42; F24F 1/56; F24F 1/60; F24F 3/044; F24F 3/048; F24F 3/16; F24F 7/00; F24F 7/04; F24F 12/001; F24F 12/006

FIG. 4 is a plan view thereof;

FIG. 5 is a bottom view thereof;

FIG. 6 is a left side view thereof;

FIG. 7 is a right side view thereof; and,

FIG. 8 is a cross-sectional view thereof along the line 8-8 in FIG. 2.

The broken lines depict portions of the air conditioner that form no part of claimed design.

See application file for complete search history.

**1 Claim, 6 Drawing Sheets**

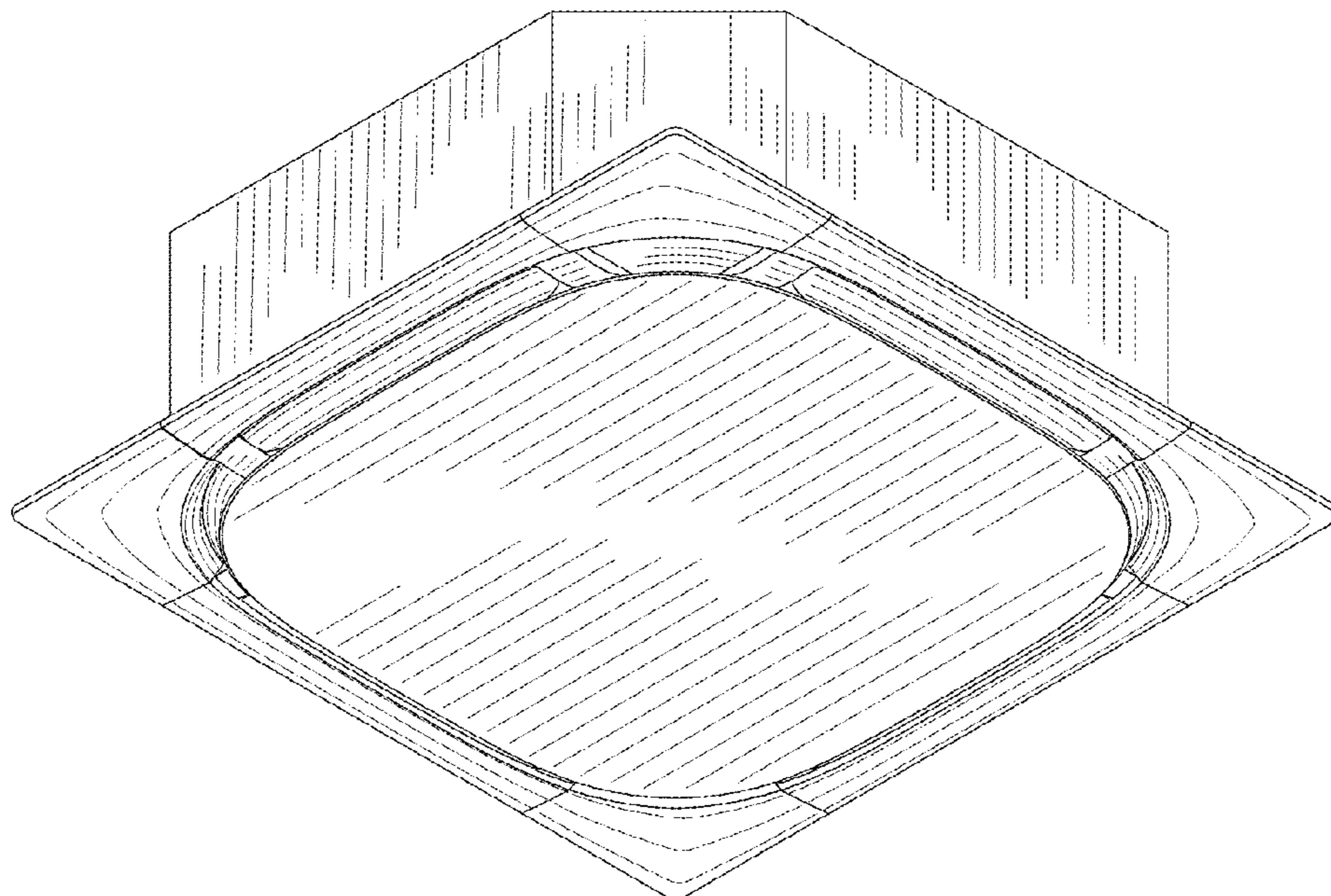


Fig. 1

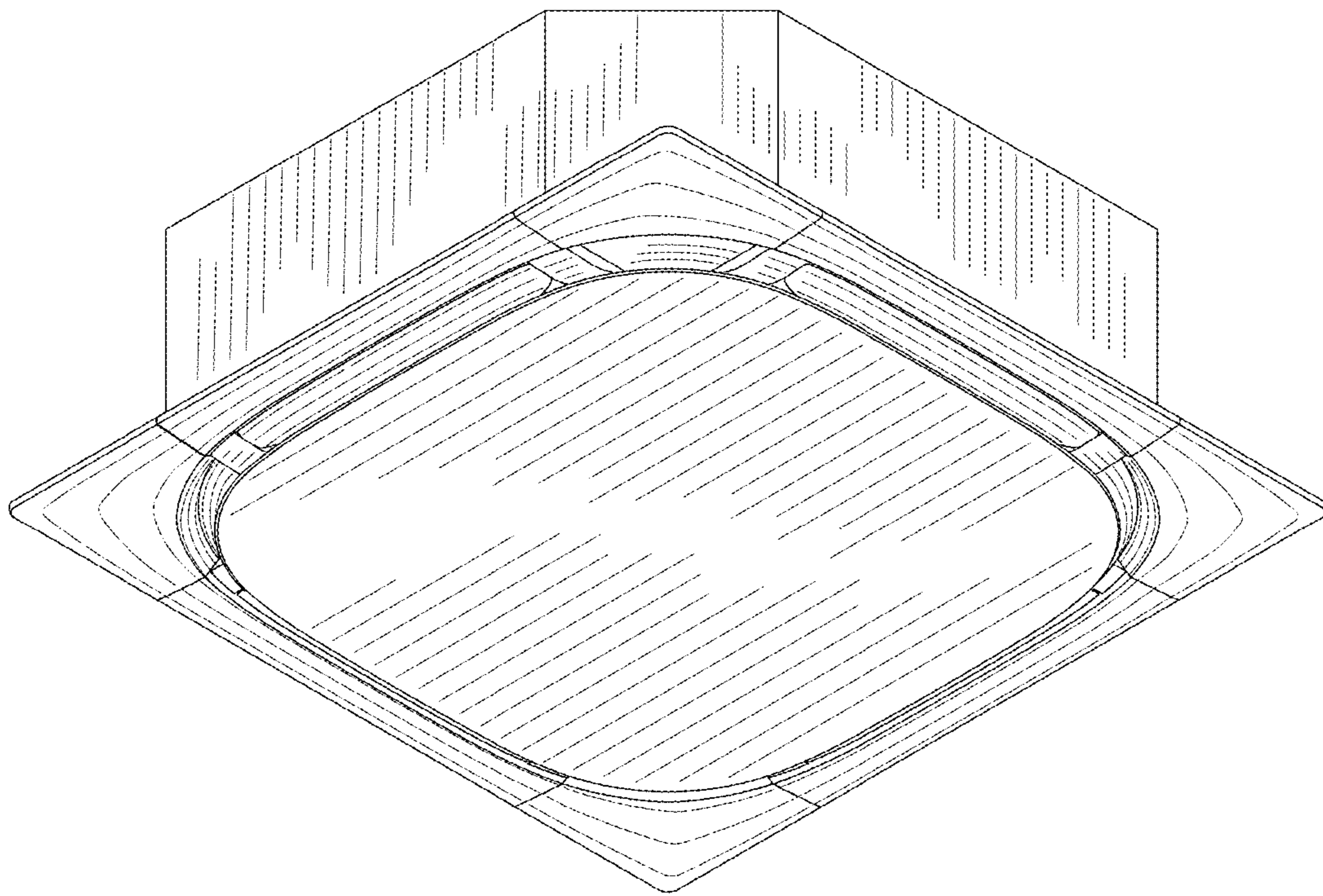


Fig. 2

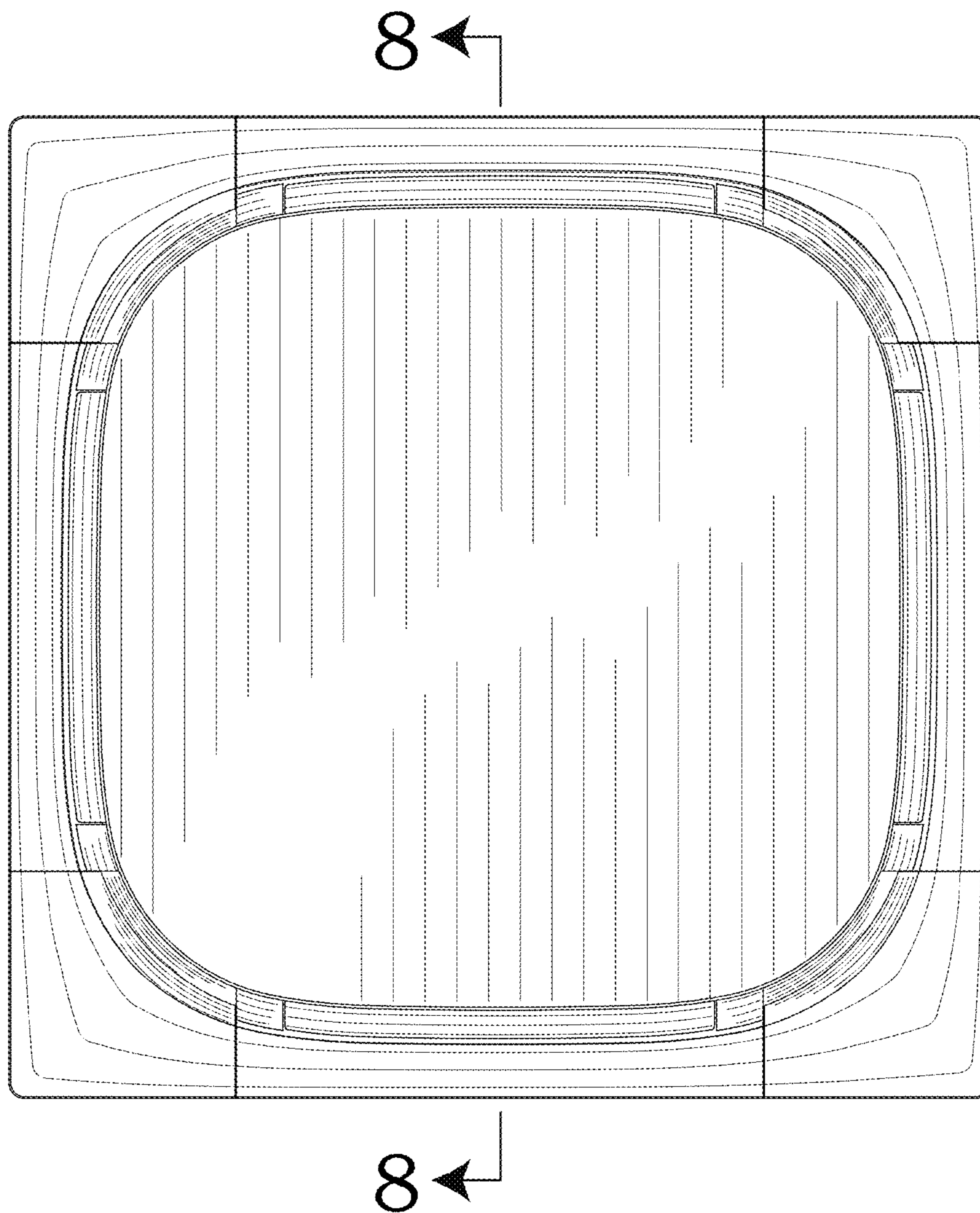




Fig. 3

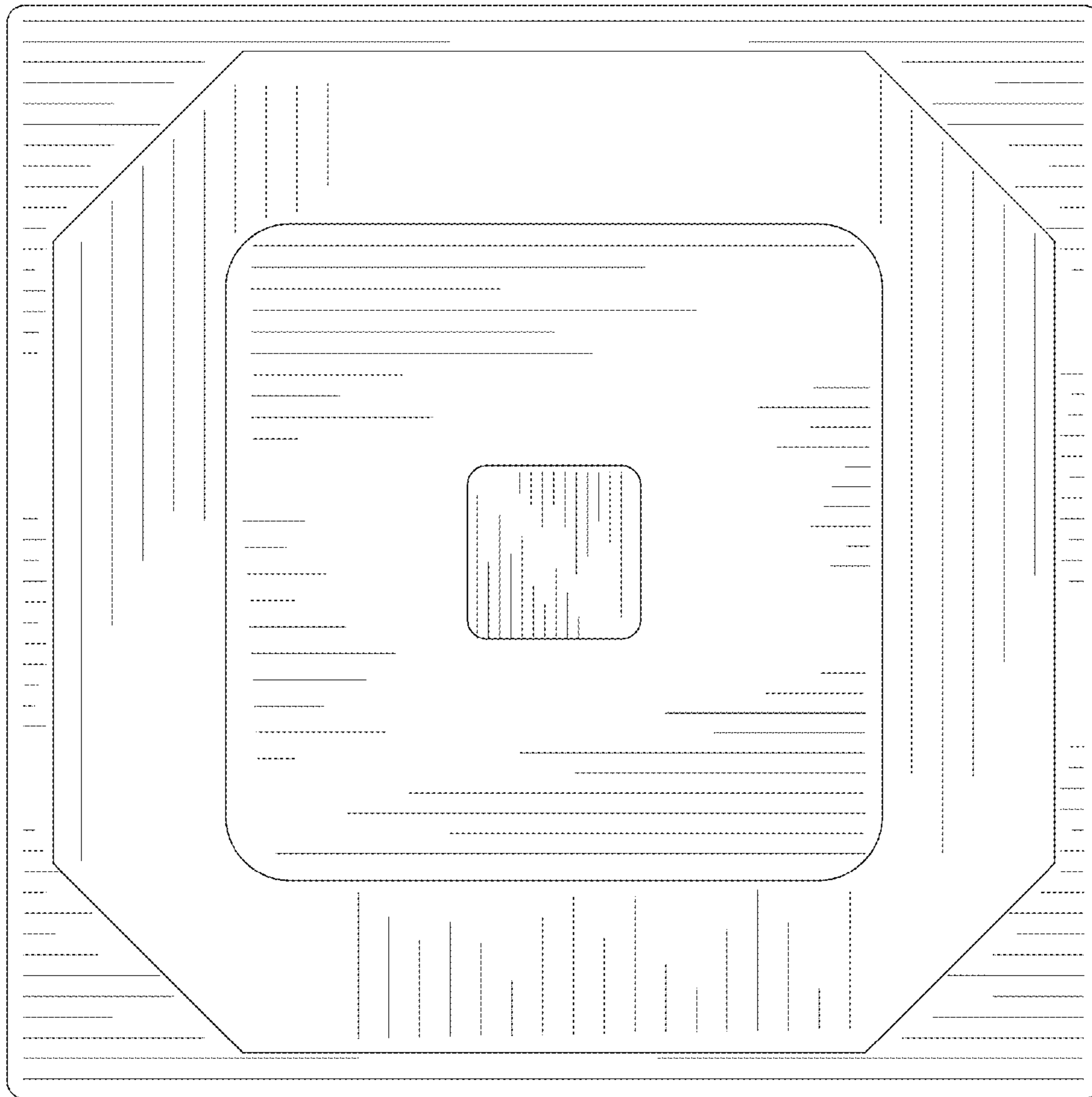


Fig. 4




Fig. 5

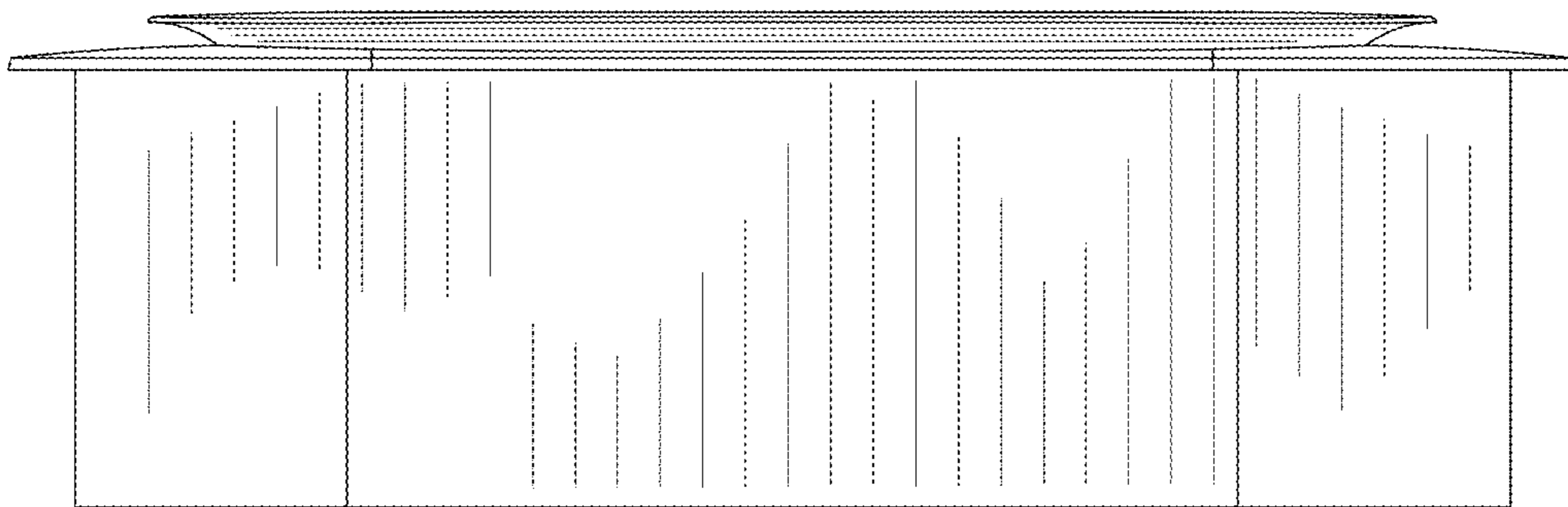


Fig. 6




Fig. 7




Fig. 8

