



US00D768274S

(12) **United States Design Patent**
Niki et al.

(10) **Patent No.:** **US D768,274 S**

(45) **Date of Patent:** **** Oct. 4, 2016**

(54) **AIR CONDITIONER**

(71) Applicants: **Kentarou Niki**, Kusatsu (JP); **Hiroyasu Kosuge**, Oostende (BE)

(72) Inventors: **Kentarou Niki**, Kusatsu (JP); **Hiroyasu Kosuge**, Oostende (BE)

(73) Assignee: **DAIKIN INDUSTRIES LTD.**,
Osaka-Shi, Osaka-Fu (JP)

(**) Term: **15 Years**

(21) Appl. No.: **29/531,357**

(22) Filed: **Jun. 25, 2015**

(30) **Foreign Application Priority Data**

Jan. 27, 2015 (JP) 2015-001433

(51) **LOC (10) Cl.** **23-04**

(52) **U.S. Cl.**
USPC **D23/351**

(58) **Field of Classification Search**
USPC D23/314, 317, 324, 328, 329, 330, 332,
D23/333, 335, 341, 342, 351, 353, 354, 355,
D23/356, 359, 364, 365, 370, 385, 386, 388,
D23/393
CPC F24F 1/00; F24F 1/0007; F24F 1/02;
F24F 1/08; F24F 1/42; F24F 1/56; F24F
1/60; F24F 3/044; F24F 3/048; F24F 3/16;
F24F 7/00; F24F 7/04; F24F 12/001; F24F
12/006
See application file for complete search history.

(56) **References Cited**

U.S. PATENT DOCUMENTS

D557,781 S * 12/2007 Kim D23/351
D606,640 S * 12/2009 Kim D23/351
D606,641 S * 12/2009 Kim D23/351
D683,837 S * 6/2013 Kim D23/351

D706,404 S * 6/2014 Tsuji D23/351
D709,170 S * 7/2014 Tsuji D23/351
D720,057 S * 12/2014 Kosuge D23/351
D720,442 S * 12/2014 Kosuge D23/351
D720,443 S * 12/2014 Kosuge D23/351
D759,222 S * 6/2016 Kosuge D23/351
D759,223 S * 6/2016 Kosuge D23/351

* cited by examiner

Primary Examiner — George D Kirschbaum

Assistant Examiner — Natasha Vujcic

(74) *Attorney, Agent, or Firm* — Manabu Kaneshaka

(57) **CLAIM**

The ornamental design for an air conditioner, as shown and described.

DESCRIPTION

FIG. 1 is a perspective view of an air conditioner showing our new design;

FIG. 2 is a front view thereof;

FIG. 3 is a rear view thereof;

FIG. 4 is a plan view thereof;

FIG. 5 is a bottom view thereof;

FIG. 6 is a left side view thereof;

FIG. 7 is a right side view thereof; and,

FIG. 8 is a cross-sectional view thereof along the line 8-8 in FIG. 2.

The broken lines depict portions of the air conditioner that form no part of claimed design.

1 Claim, 6 Drawing Sheets

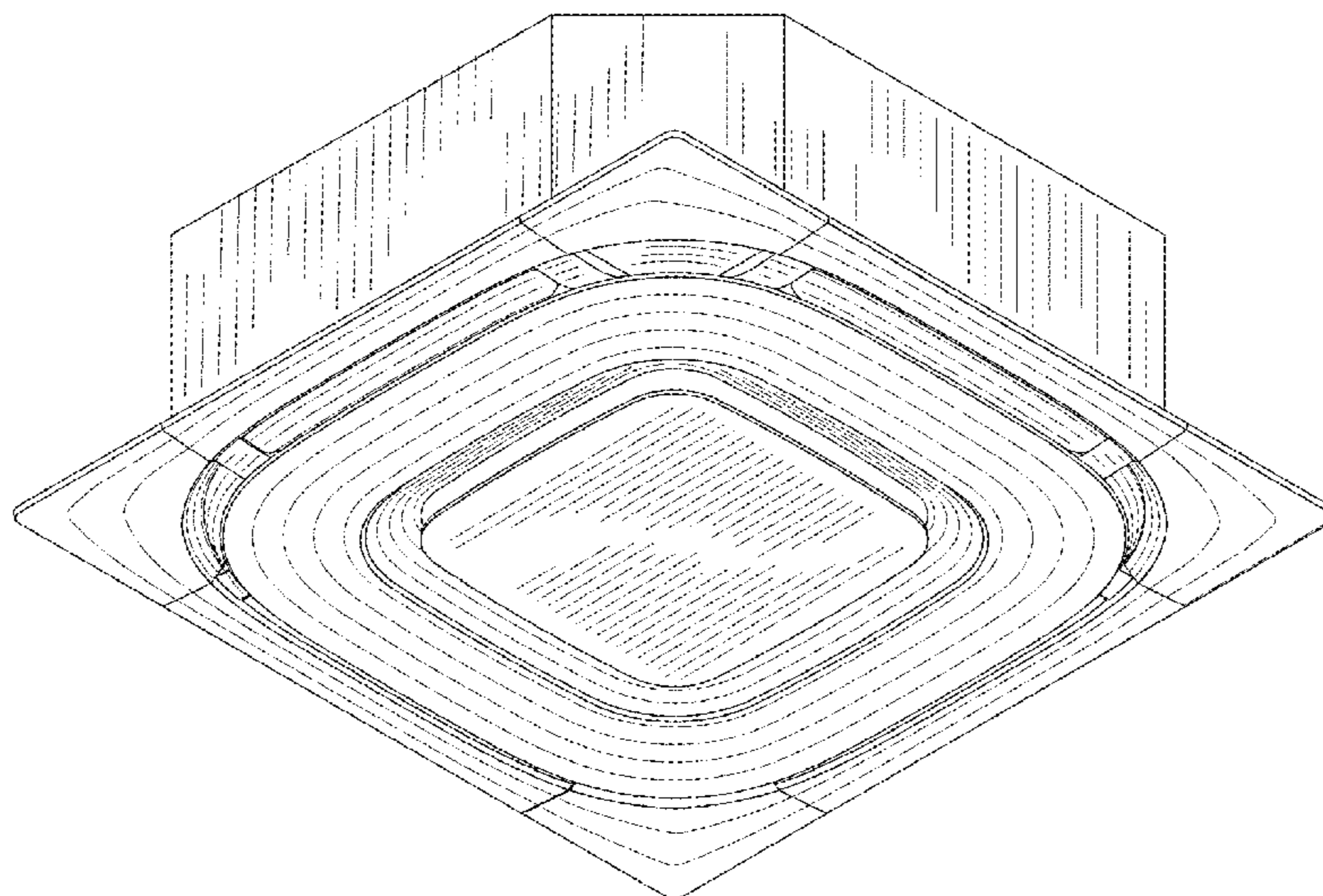


Fig. 1

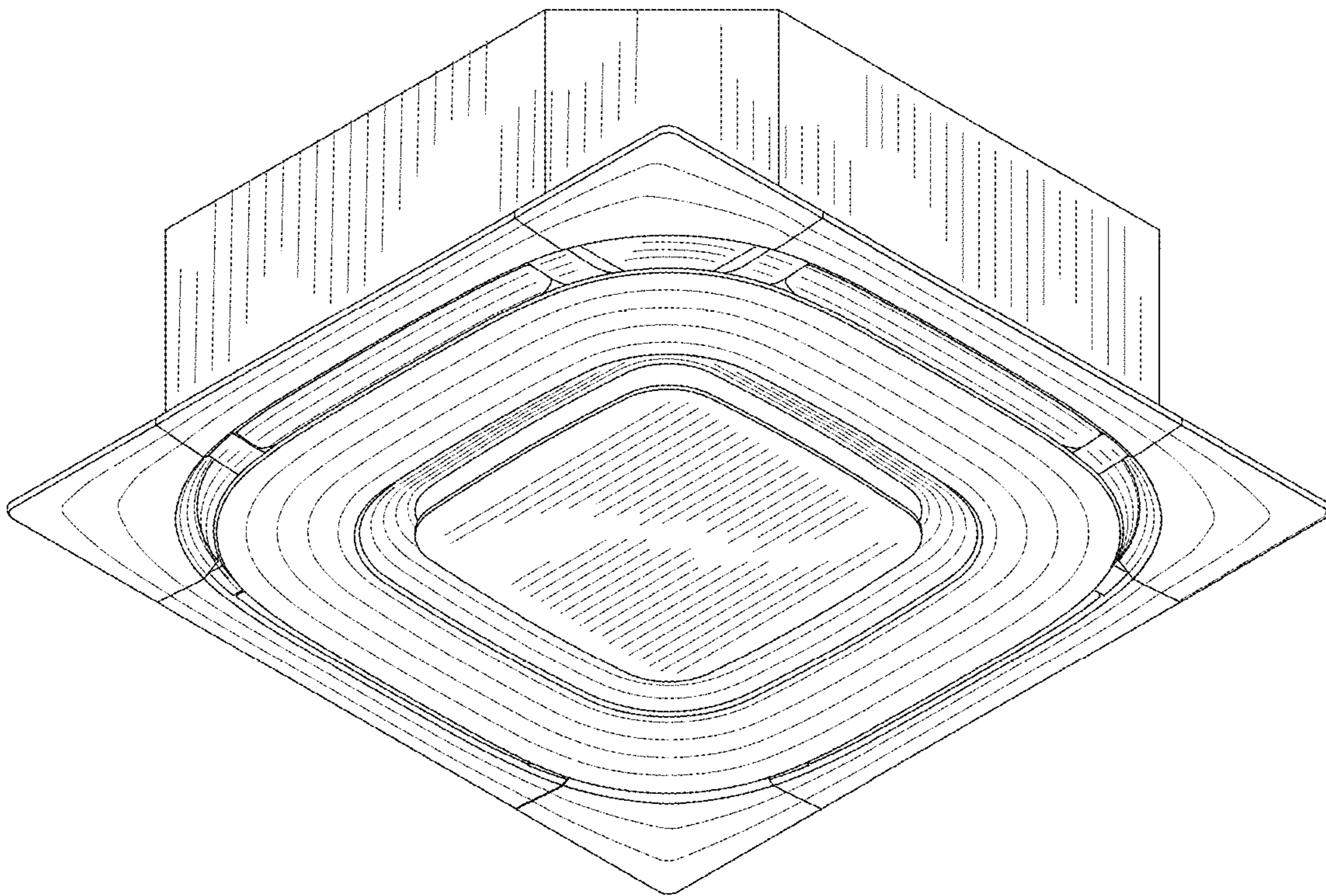


Fig. 2

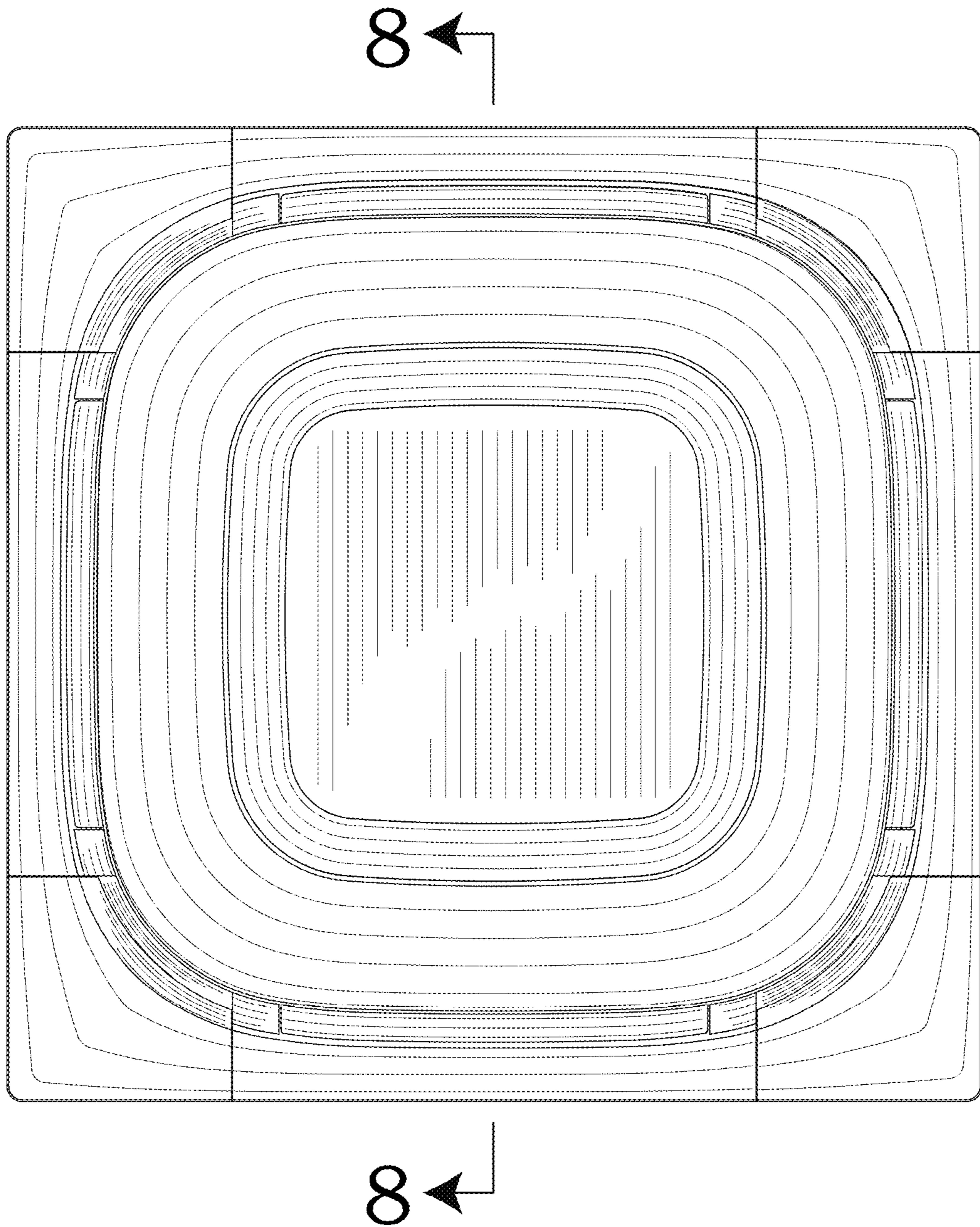


Fig. 3

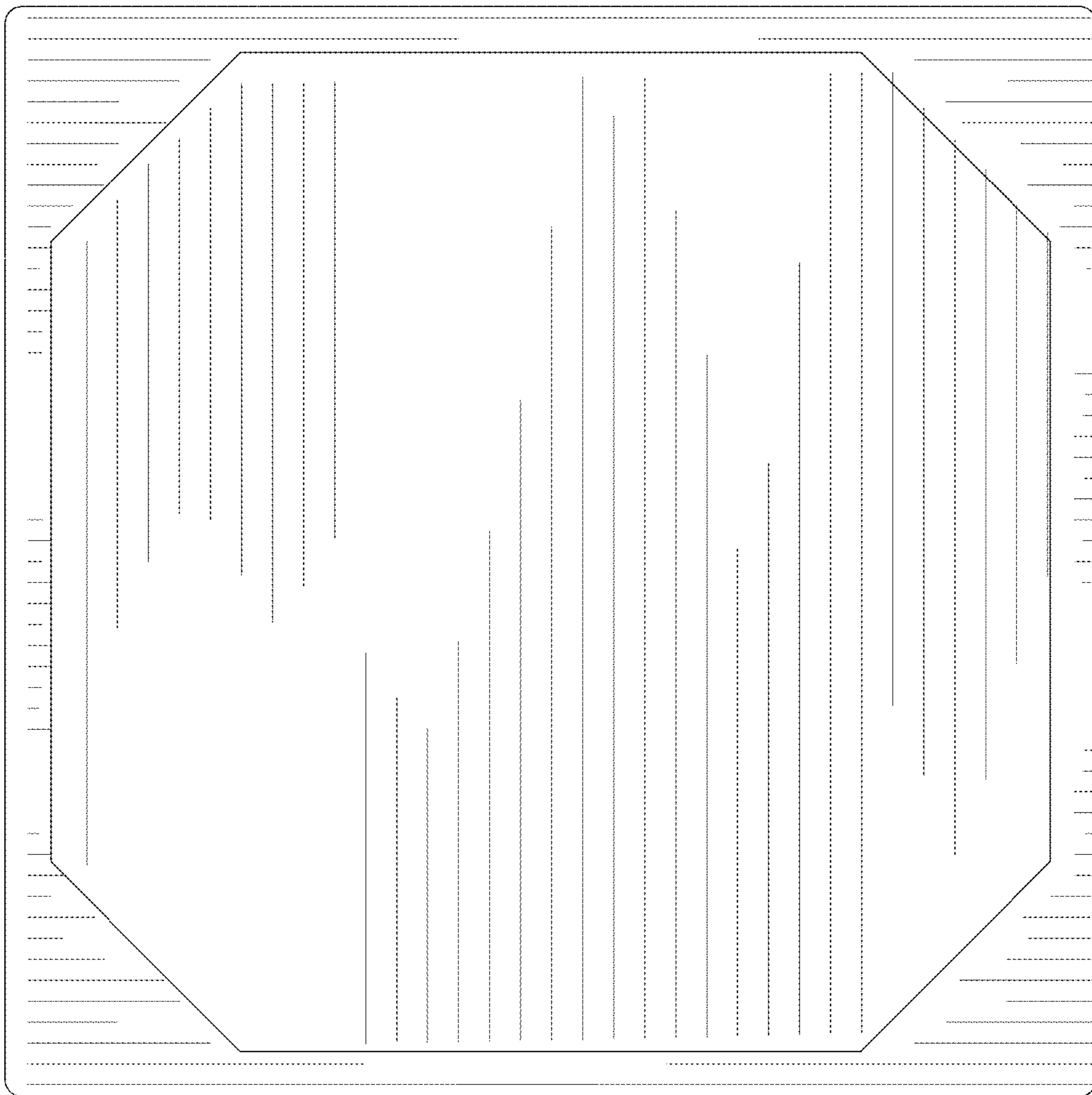


Fig. 4

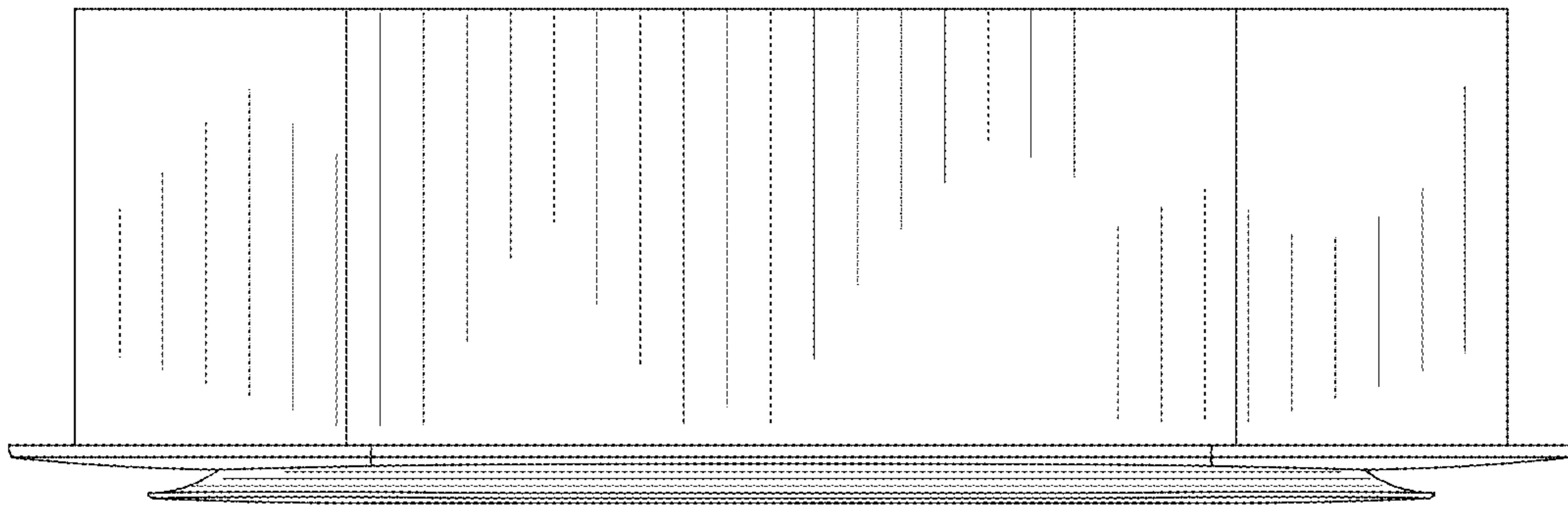


Fig. 5

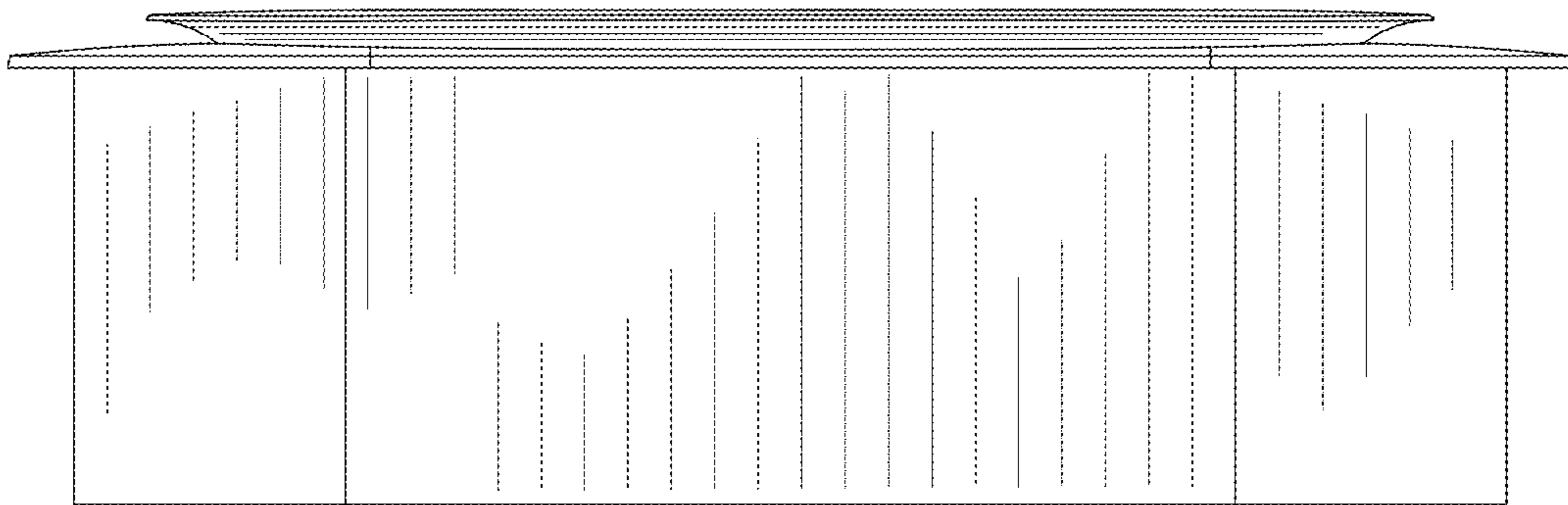


Fig. 6




Fig. 7




Fig. 8

