

US00D768272S

(12) **United States Design Patent** (10) **Patent No.:** **US D768,272 S**
Park (45) **Date of Patent:** **** Oct. 4, 2016**

(54) **AIR CONDITIONER**
(71) Applicant: **Samsung Electronics Co., Ltd.**,
Suwon-si (KR)
(72) Inventor: **Jin Sook Park**, Uiwang-si (KR)
(73) Assignee: **SAMSUNG ELECTRONICS CO.,**
LTD. (KR)

D720,062 S * 12/2014 Guojie D23/351
D720,445 S * 12/2014 Murai D23/351
D720,842 S * 1/2015 Chouji D23/351
D740,404 S * 10/2015 Li D23/351
D744,076 S * 11/2015 Xu D23/351
2012/0122389 A1* 5/2012 Kishimoto F24F 1/0007
454/284
2015/0300678 A1* 10/2015 Niimura F24F 13/20
454/284

(**) Term: **14 Years**
(21) Appl. No.: **29/509,731**
(22) Filed: **Nov. 20, 2014**

(30) **Foreign Application Priority Data**
May 22, 2014 (KR) 30-2014-0025356
(51) **LOC (10) Cl.** **23-04**
(52) **U.S. Cl.**
USPC **D23/351**
(58) **Field of Classification Search**
USPC D23/324-327, 332-334, 342-344,
D23/351-354, 370, 385, 388; 165/121;
454/284; 62/259.1, 298, 407
CPC F24F 13/08; F24F 13/15; F24F 13/1413;
F24F 1/00; F24F 1/27; F24F 2001/0037;
F24F 2001/004; F24F 2001/0048
See application file for complete search history.

(56) **References Cited**
U.S. PATENT DOCUMENTS
D310,711 S * 9/1990 Welch D23/325
D311,244 S * 10/1990 Allard D23/325
D556,880 S * 12/2007 Choi D23/351
D558,866 S * 1/2008 Yamamoto D23/351
D699,828 S * 2/2014 Saitou D23/351
D700,306 S * 2/2014 Seki D23/351
D700,307 S * 2/2014 Seki D23/351

OTHER PUBLICATIONS

Samsung [online]. Retrieved on Apr. 25, 2016 from URL: http://www.samsung.com/levant/consumer/home-appliances/air-conditioners/wall-mount/AR12HPFNDWK/SG.*

* cited by examiner

Primary Examiner — Manpreet Matharu
Assistant Examiner — Keith Wilson
(74) *Attorney, Agent, or Firm* — Cantor Colburn LLP

(57) **CLAIM**
I claim, the ornamental design for an air conditioner, as shown and described.

DESCRIPTION

FIG. 1 is a perspective view of an air conditioner, showing my new design;
FIG. 2 is a front view thereof;
FIG. 3 is a rear view thereof;
FIG. 4 is a side view thereof;
FIG. 5 is another side view thereof;
FIG. 6 is a top plan view thereof; and,
FIG. 7 is a bottom plan view thereof.
The dash broken lines represent the environment only and form no part of the claimed design.
The dash dot dash broken line represent the boundary and form no part of the claimed design.

1 Claim, 7 Drawing Sheets

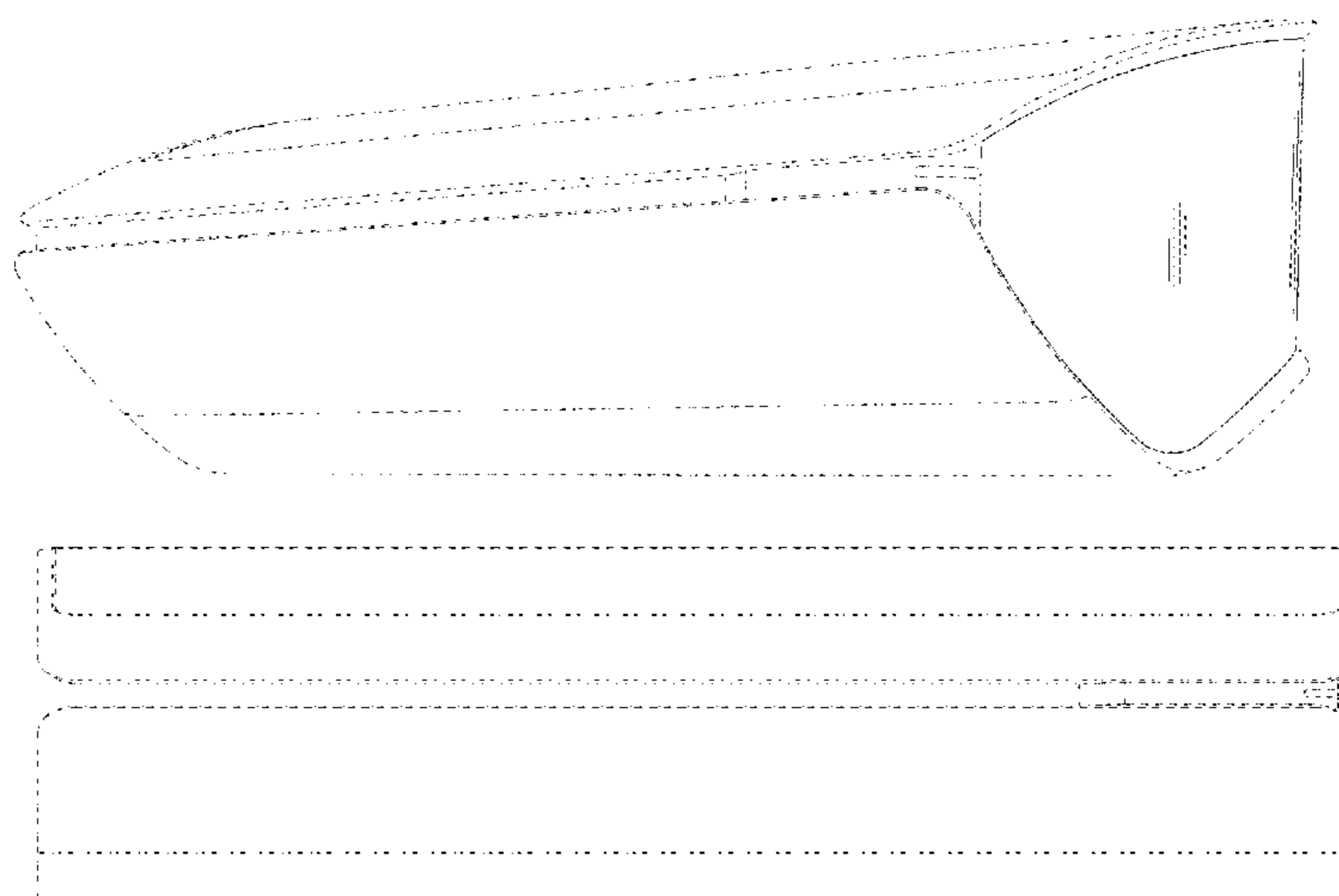


Fig. 1




Fig. 2




Fig. 3




Fig. 4

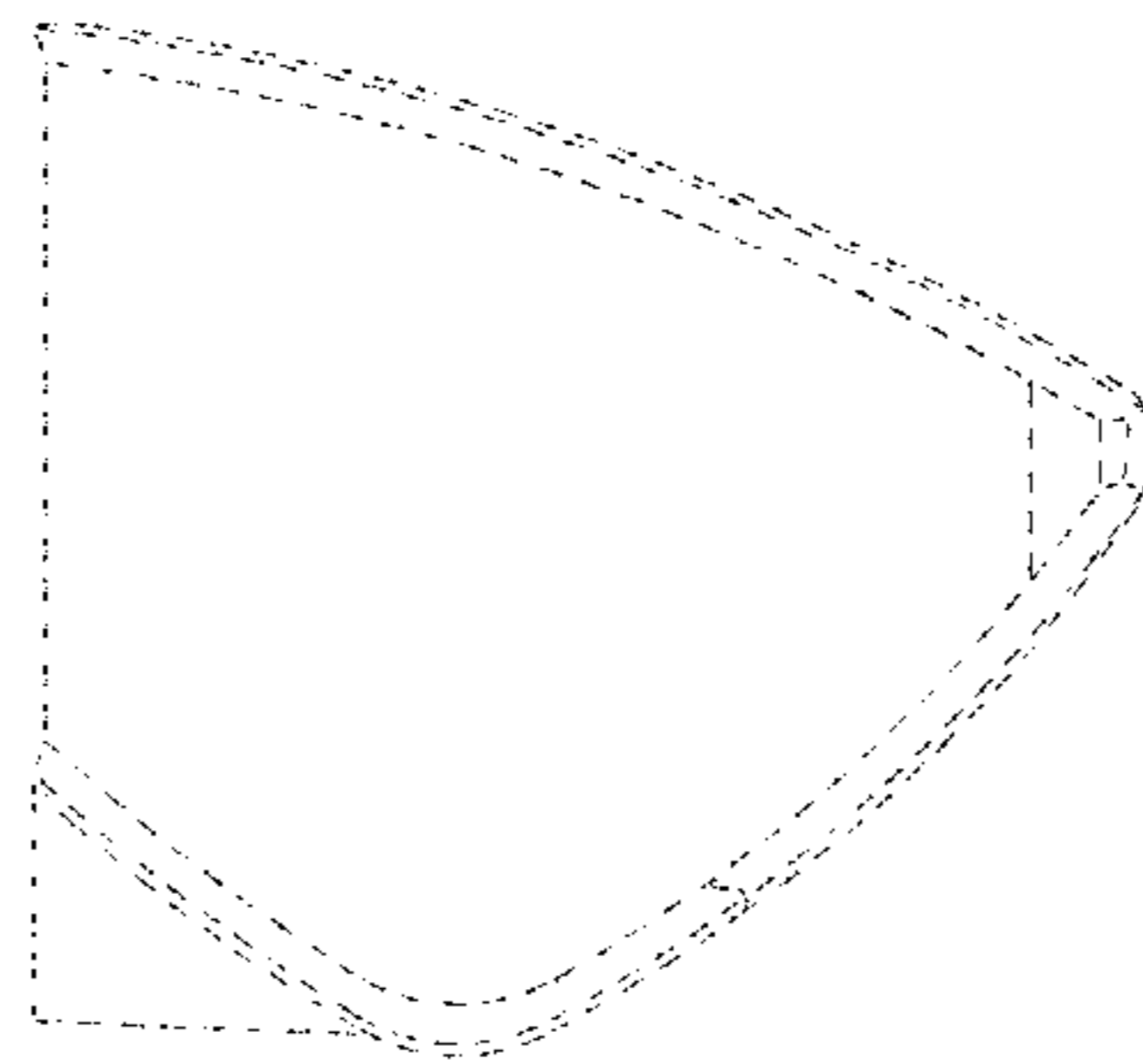


Fig. 5

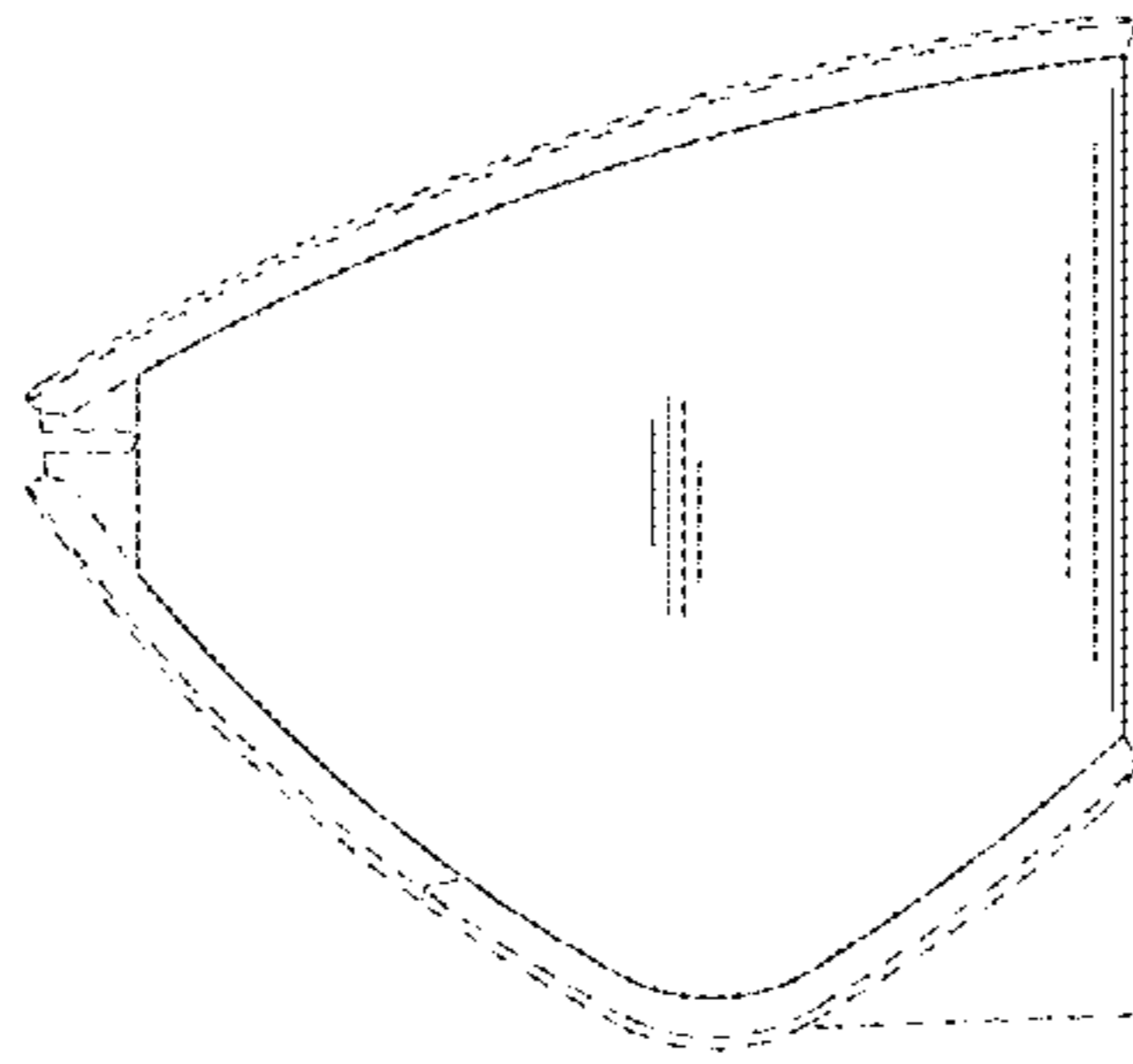


Fig. 6




Fig. 7

