



US00D768258S

(12) **United States Design Patent**
Godin

(10) **Patent No.:** **US D768,258 S**

(45) **Date of Patent:** **** Oct. 4, 2016**

(54) **FLY PAPER HOLDING DEVICE**

(71) Applicant: **Michael Godin**, St. Catharines (CA)

(72) Inventor: **Michael Godin**, St. Catharines (CA)

(**) Term: **14 Years**

(21) Appl. No.: **29/523,688**

(22) Filed: **Apr. 13, 2015**

(51) **LOC (10) Cl.** **22-06**

(52) **U.S. Cl.**
USPC **D22/122**

(58) **Field of Classification Search**
USPC D22/119-124; 43/112-115
CPC A01M 1/14; A01M 1/20; A01M 1/145
See application file for complete search history.

(56) **References Cited**

U.S. PATENT DOCUMENTS

393,273	A *	11/1888	Thum	A01M 1/14 43/115
825,275	A *	7/1906	Laube	A01M 1/14 43/115
828,128	A *	8/1906	Laube	A01M 1/14 43/115

D64,605	S *	5/1924	Saunders	D22/122
4,411,093	A *	10/1983	Stout	A01M 1/20 43/114
4,577,434	A *	3/1986	Davis	A01M 1/145 43/114
8,739,461	B2 *	6/2014	Studer	A01M 1/145 43/113

* cited by examiner

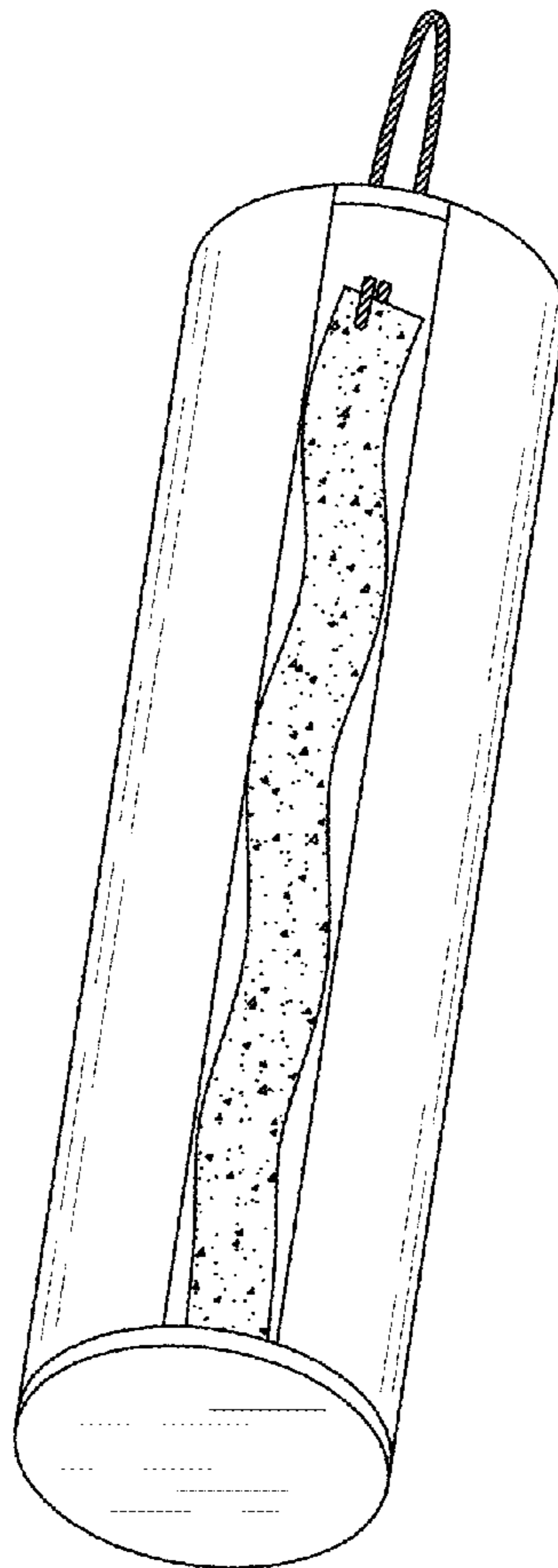
Primary Examiner — Catheri Oliver-Garcia
(74) *Attorney, Agent, or Firm* — Vincent G. LoTempio;
Kloss, Stenger & LoTempio; David T. Stephenson

(57) **CLAIM**
The ornamental design for a fly paper holding device, as shown and described.

DESCRIPTION

FIG. 1 is a front perspective view of the fly paper holding device showing my new design;
FIG. 2 is a front perspective view with the bottom cap removed;
FIG. 3 is a front elevation view thereof;
FIG. 4 is a rear elevation view thereof;
FIG. 5 is a left side view of my design;
FIG. 6 is a right side view of my design;
FIG. 7 is an top plan view thereof; and,
FIG. 8 is a bottom plan view.

1 Claim, 7 Drawing Sheets



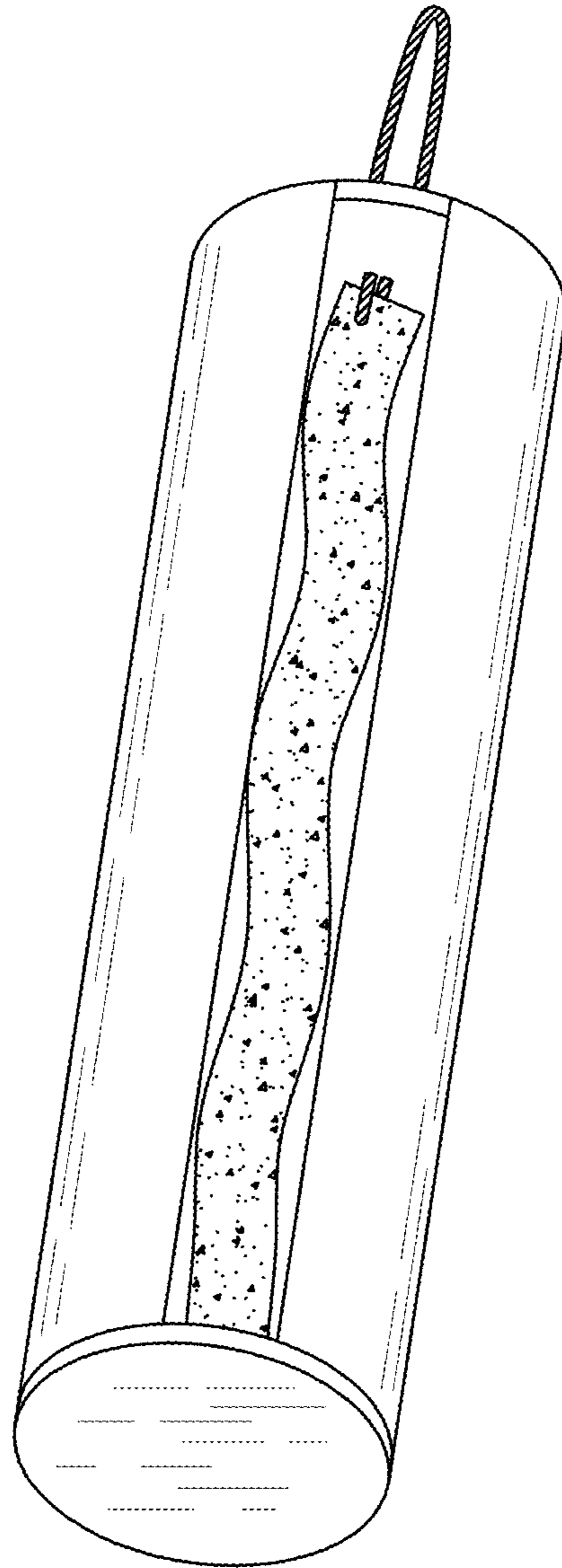


FIG. 1

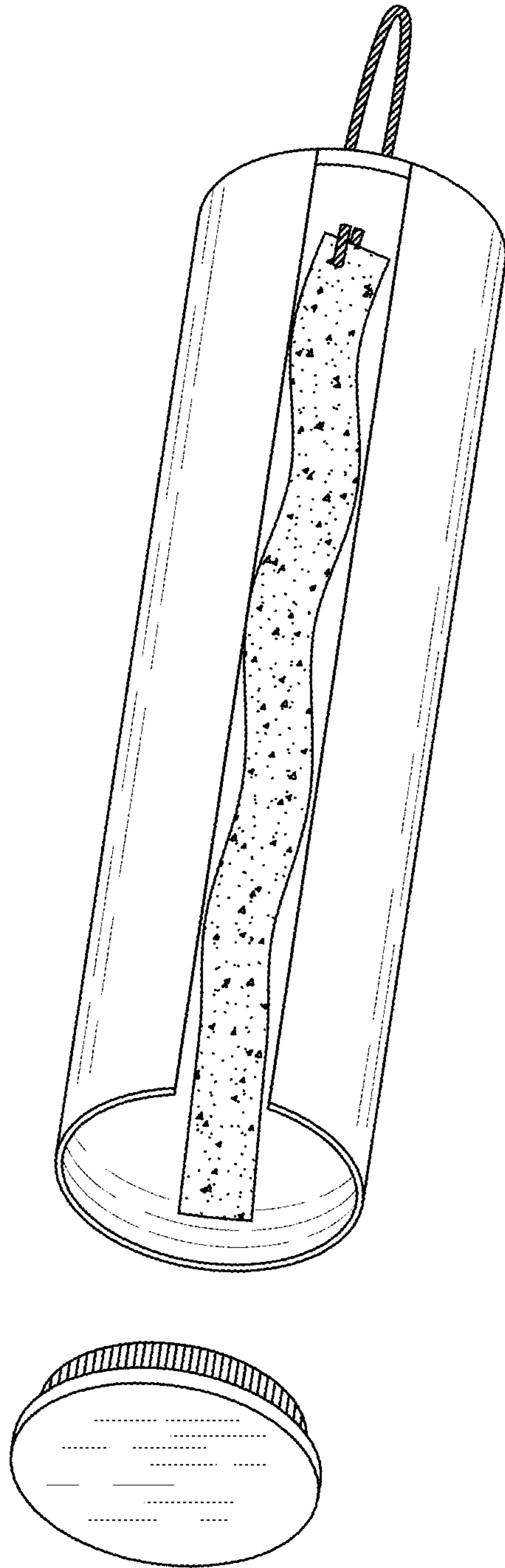


FIG. 2

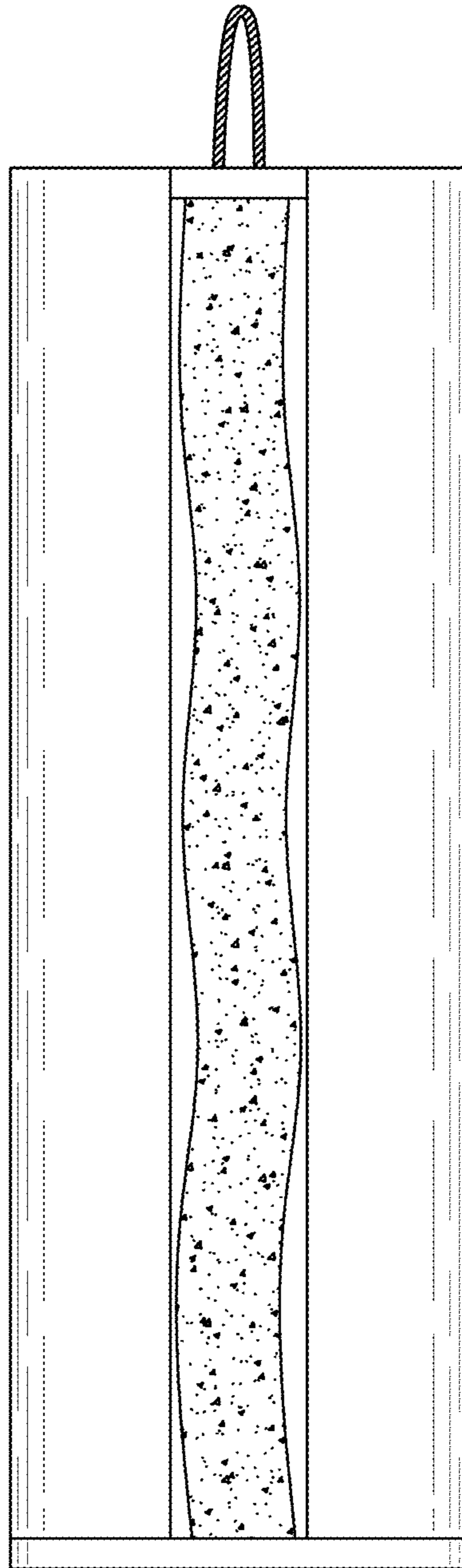


FIG. 3




FIG. 4




FIG. 5




FIG. 6

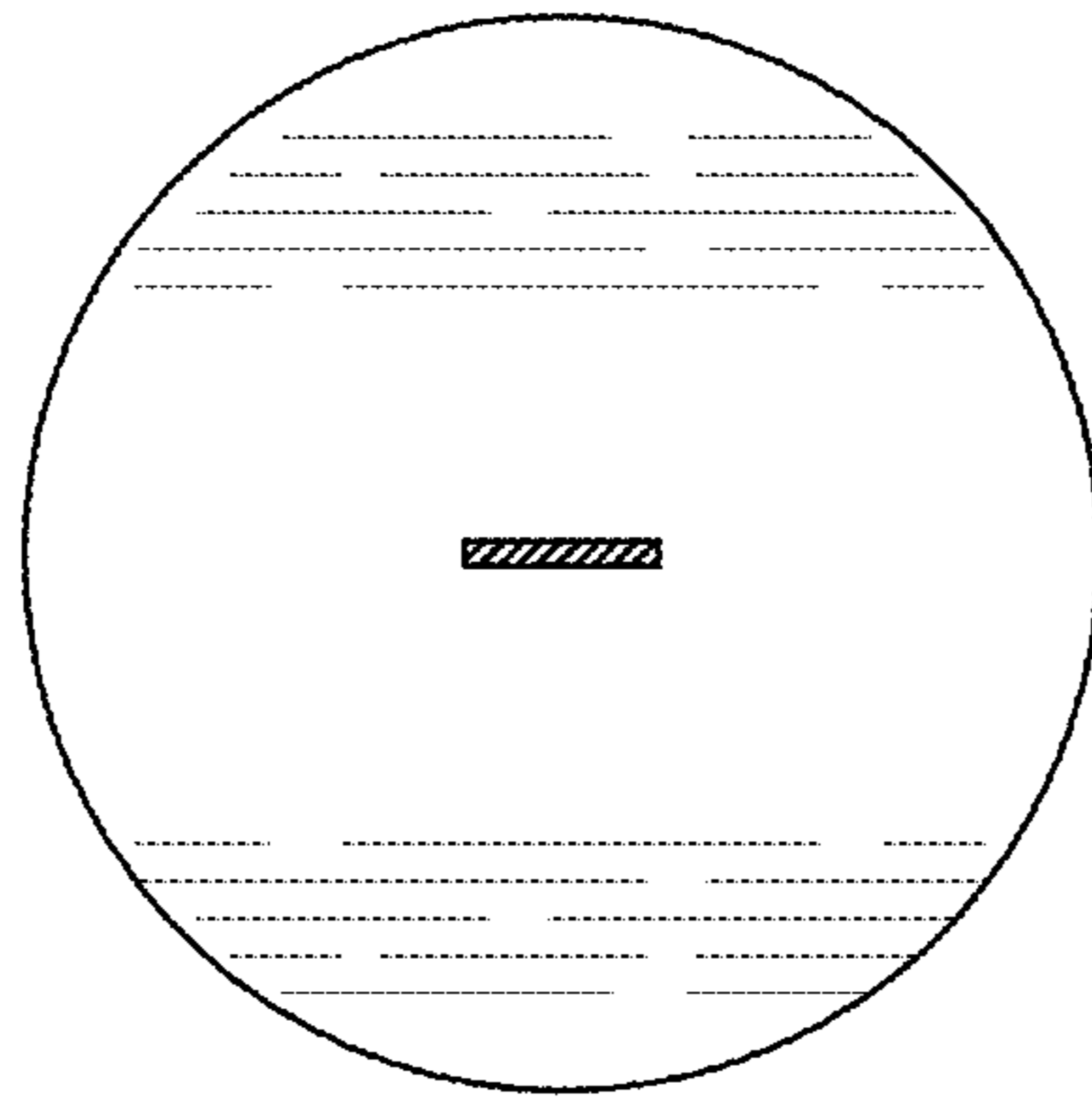


FIG. 7

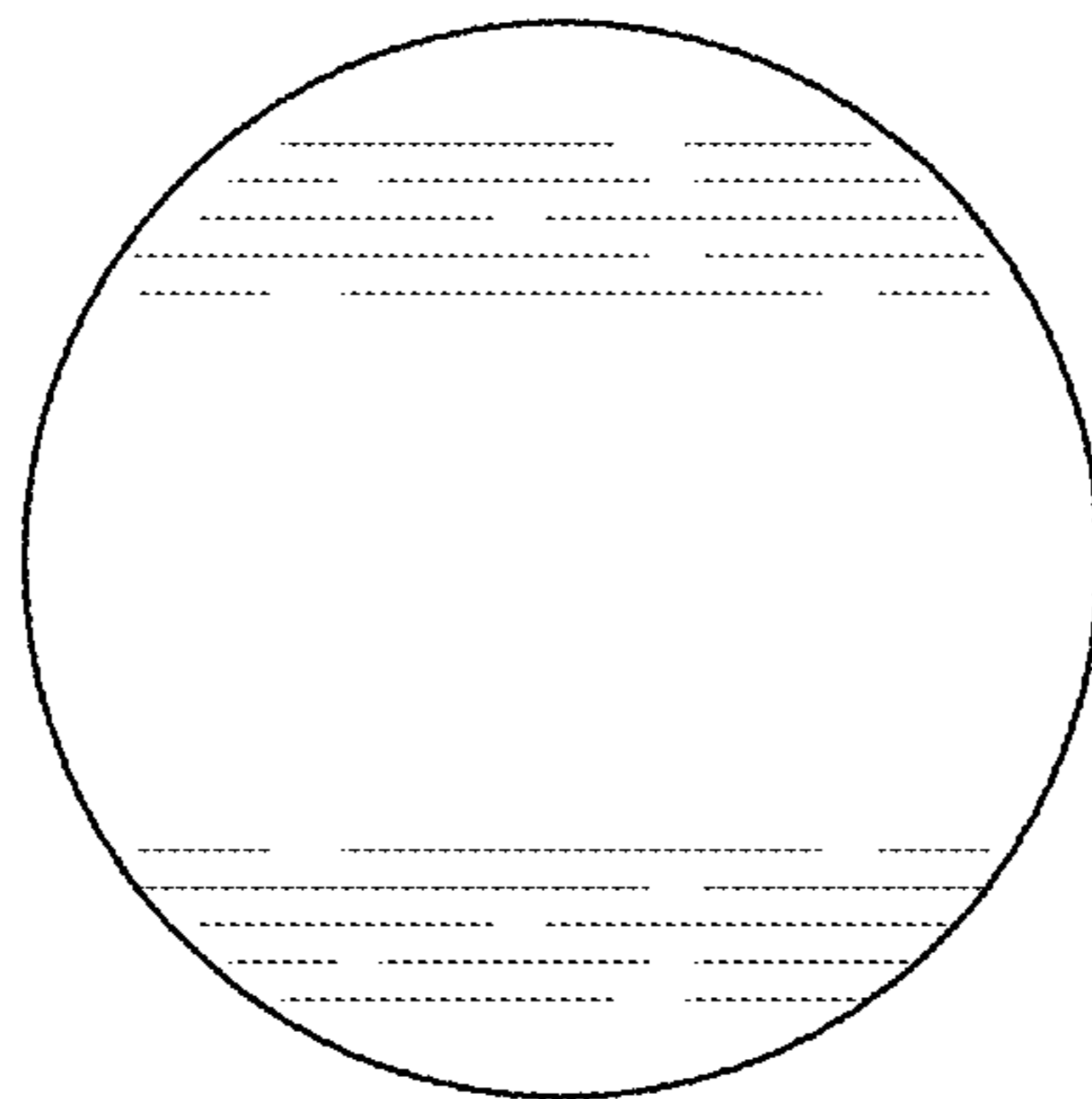


FIG. 8