



US00D768244S

(12) **United States Design Patent** (10) **Patent No.:** **US D768,244 S**
Sakko (45) **Date of Patent:** **** Oct. 4, 2016**

(54) **SIGN CONSPICUITY MARKING TAPE**

(71) Applicant: **Michael Winston Sakko**, Winter Haven, FL (US)

(72) Inventor: **Michael Winston Sakko**, Winter Haven, FL (US)

(**) Term: **14 Years**

(21) Appl. No.: **29/463,902**

(22) Filed: **Apr. 1, 2014**

(51) **LOC (10) Cl.** **20-99**

(52) **U.S. Cl.**
USPC **D20/99**

(58) **Field of Classification Search**

USPC D20/10, 11, 19, 22-28, 40, 99;
D10/109.1, 109.2, 113.4; D9/434, 457;
D19/1, 9, 10, 69; D24/189; D5/7, 8
CPC G09F 1/00; G09F 1/02; G09F 3/00;
G09F 3/02; G09F 3/04; G09F 3/08; G09F
3/10; G09F 3/14; G09F 3/16; G09F 3/20;
G09F 3/203; G09F 3/207; G09F 3/0288;
G09F 3/0289; G09F 3/0297; G09F 3/0298;
G09F 7/18; G09F 7/22; G09F 23/00; G09F
23/10; G09F 2003/0208; G09F 2003/0264;
G09F 2003/0266; G09F 2003/0272; G09F
2003/0273; G09F 2003/0285; G09F 29/00;
B42D 15/00; B42D 15/0045; B42D 15/0053;
B42D 15/02; B42D 15/045

See application file for complete search history.

(56) **References Cited**

U.S. PATENT DOCUMENTS

- 1,076,770 A * 10/1913 Kithal C09J 5/00
156/280
- 1,965,289 A * 7/1934 Humphner B44C 1/1758
428/155
- 2,845,728 A * 8/1958 Huber G09F 3/0292
206/807
- 3,252,234 A * 5/1966 Goodman G09F 3/02
206/449
- 4,393,610 A * 7/1983 Adrian B29C 65/02
283/76

- D284,291 S * 6/1986 Levine D14/487
- 5,343,648 A * 9/1994 Bracken G09F 3/00
283/70
- 5,512,343 A * 4/1996 Shaw G09F 3/10
283/81
- 5,601,682 A * 2/1997 Longtin B32B 7/06
156/192
- 5,618,600 A * 4/1997 Denklau G09F 3/10
428/343
- 6,398,028 B1 * 6/2002 Stovall B65H 37/002
206/390
- 6,511,725 B1 * 1/2003 Rawlings G09F 3/10
283/81
- D498,060 S * 11/2004 Castleberry-Knox D5/7
- D651,253 S * 12/2011 Hayes D20/23
- D677,336 S * 3/2013 Murphy D20/27
- 2003/0152722 A1 * 8/2003 Fearn G09F 3/02
428/34.1
- 2003/0232168 A1 * 12/2003 Fearn G09F 3/02
428/42.3
- 2004/0050941 A1 * 3/2004 Hanyu G09F 3/10
235/487
- 2007/0004575 A1 * 1/2007 George B65C 9/1869
493/405
- 2013/0287986 A1 * 10/2013 Yamamuro B01D 53/62
428/40.1
- 2015/0040445 A1 * 2/2015 Li E01F 9/0122
40/606.01
- 2015/0228212 A1 * 8/2015 Bejian G09F 19/00
40/607.13

* cited by examiner

Primary Examiner — Mary Ann Calabrese

(57) **CLAIM**

The ornamental design for sign conspicuity marking tape, substantially as shown and described.

DESCRIPTION

The patent or application file contains at least one drawing executed in color. Copies of this patent or patent application publication with color drawing(s) will be provided by the Office upon request and payment of the necessary fee.

FIG. 1 is a top plan view a first embodiment of a sign conspicuity marking tape showing my new design, FIG. 2 is an enlarged top plan view thereof, showing the detail in the repeating pattern removed for clarity of disclosure,

FIG. 3 is a perspective view of FIG. 1,



FIG. 4 is a top view of a second embodiment thereof,
FIG. 5 is a top view of a third embodiment thereof,
FIG. 6 is a top view of a fourth embodiment thereof,
FIG. 7 is a top view of a fifth embodiment thereof,
FIG. 8 is a top view of a sixth embodiment thereof,
FIG. 9 is a top view of a seventh embodiment thereof,
FIG. 10 is a top view of an eighth embodiment thereof,
FIG. 11 is a top view of a ninth embodiment thereof,
FIG. 12 is a top view of a tenth embodiment thereof,
FIG. 13 is a top view of an eleventh embodiment thereof,
FIG. 14 is a top view of a twelfth embodiment thereof,
FIG. 15 is a top view of a thirteenth embodiment thereof,
FIG. 16 is a top view of a fourteenth embodiment thereof,
FIG. 17 is a top view of a fifteenth embodiment thereof,
FIG. 18 is a top view of a sixteenth embodiment thereof,
FIG. 19 is a top view of a seventeenth embodiment thereof,
FIG. 20 is a top view of an eighteenth embodiment thereof,
FIG. 21 is a top view of a nineteenth embodiment thereof,
FIG. 22 is a top view of a twentieth embodiment thereof,
FIG. 23 is a top view of a twenty-first embodiment thereof,

FIG. 24 is a top view of a twenty-second embodiment thereof,
FIG. 25 is a top view of a twenty-third embodiment thereof,
FIG. 26 is a top view of a twenty-fourth embodiment thereof,
FIG. 27 is a top view of a twenty-fifth embodiment thereof,
FIG. 28 is a top view of a twenty-sixth embodiment thereof,
FIG. 29 is a top view of a twenty-seventh embodiment thereof,
FIG. 30 is a top view of a twenty-eighth embodiment thereof; and,
FIG. 31 is a top view of a twenty-ninth embodiment thereof.
The bottom of the claimed design is flat and unornamented.
The figures are shown broken away to indicate no specific length.
The sides have no substantial thickness and form no part of the claimed design.
The broken lines represent portions of the article that form no part of the claimed design.

**1 Claim, 6 Drawing Sheets
(6 of 6 Drawing Sheet(s) Filed in Color)**




FIG. 1

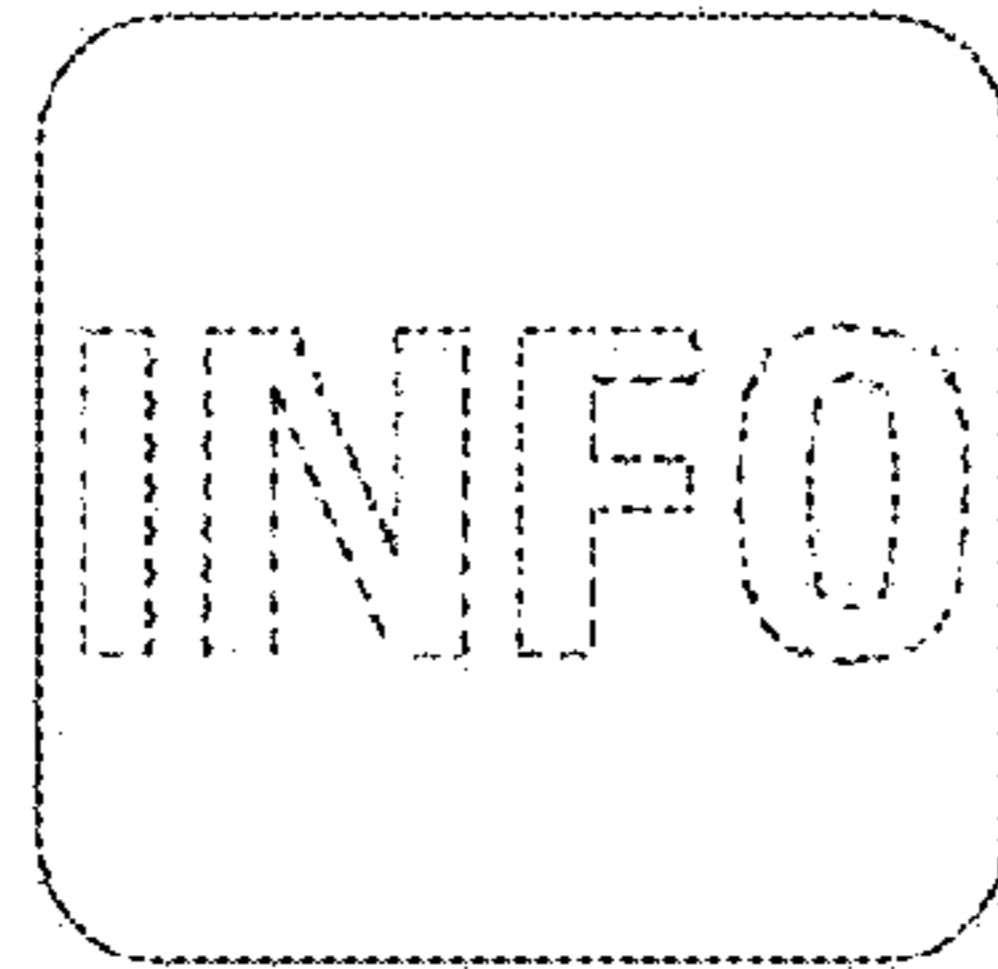


FIG. 2

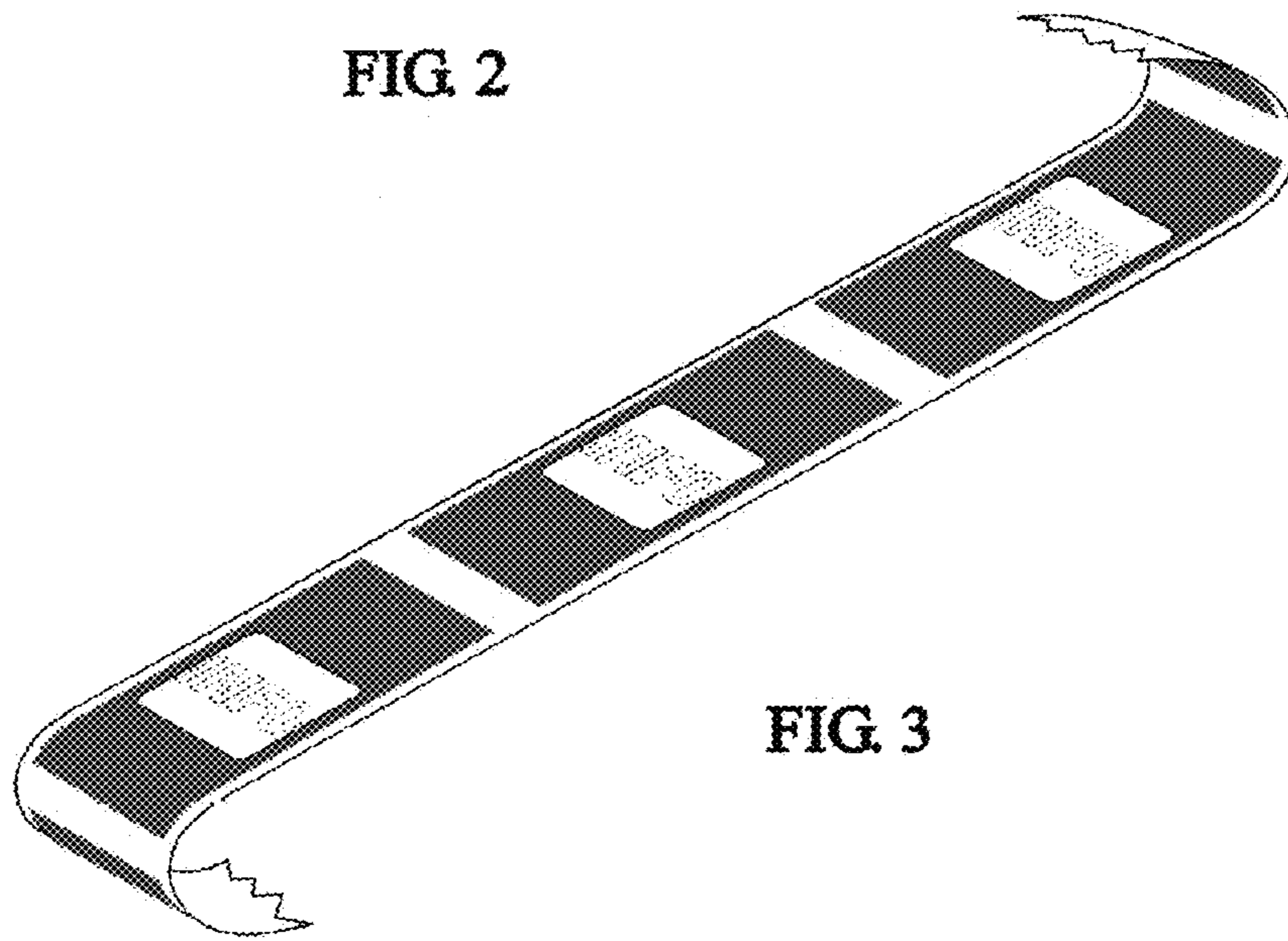


FIG. 3




FIG. 4




FIG. 5




FIG. 6




FIG. 7




FIG. 8




FIG. 9




FIG. 10




FIG. 11




FIG. 12




FIG. 13




FIG. 14




FIG. 15




FIG. 16




FIG. 17




FIG. 18




FIG. 19




FIG. 20




FIG. 21




FIG. 22




FIG. 23




FIG. 24




FIG. 25




FIG. 26








FIG. 27

FIG. 28

FIG. 29

FIG. 30

FIG. 31